



QUICK FACTS ABOUT DSS IN Missouri

MO HealthNet⁽¹⁾

Number of people enrolled for MO HealthNet services	878,361
MO HealthNet dollars spent in state fiscal year 2010 ⁽²⁾	\$6,290.1 mil
Estimated portion of \$6,290.1 mil that was federal dollars	\$3,981.0 mil
MO HealthNet dollars for inpatient hospital services	\$582.9 mil
MO HealthNet dollars for physician services	\$492.0 mil
MO HealthNet dollars for nursing home services	\$924.8 mil
MO HealthNet dollars for pharmacy services	\$867.1 mil
MO HealthNet dollars for managed care payments	\$1,061.5 mil

Family Support

Child support collections (IV-D and non-IV-D)	\$843.9 mil
Average monthly temporary assistance families ⁽³⁾	43,070
Total temporary assistance payments ⁽³⁾	\$120.3 mil
Average monthly food stamp benefit recipients	882,521
Total food stamp benefits received	\$1,332.8 mil

Child Protection and Permanency

Children involved in hotline reports	77,781
Children with substantiated abuse or neglect	5,620
Children with family assessments	37,348
Average monthly children in foster care	9,785
Children adopted	1,130
Total Children's Services expenditures ⁽⁴⁾	\$199.1 mil
Average monthly children receiving subsidized child care	44,640
Child care expenditures	\$160.3 mil

Youth Services

Youths Committed ⁽⁵⁾	1,095
Average monthly youths in DYS custody	1,569

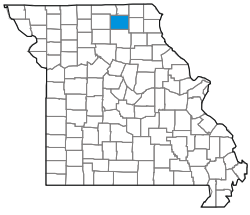
(1) Does not include Women's Health Services.

(2) Does not include Buy-In for Medicare premiums.

(3) Includes Transitional Employment Benefit (TEB) cases.

(4) Payments to Performance Based Contractors are only included at the statewide level.

(5) Does not include eight (8) dual jurisdiction cases statewide.



QUICK FACTS ABOUT DSS IN Adair

MO HealthNet⁽¹⁾

Number of people enrolled for MO HealthNet services	3,565
MO HealthNet dollars spent in state fiscal year 2010 ⁽²⁾	\$37.7 mil
Estimated portion of \$37.7 mil that was federal dollars	\$23.9 mil
MO HealthNet dollars for inpatient hospital services	\$3.6 mil
MO HealthNet dollars for physician services	\$4.0 mil
MO HealthNet dollars for nursing home services	\$4.0 mil
MO HealthNet dollars for pharmacy services	\$5.8 mil
MO HealthNet dollars for managed care payments	\$57,422

Family Support

Child support collections (IV-D and non-IV-D)	\$3.3 mil
Average monthly temporary assistance families ⁽³⁾	73
Total temporary assistance payments ⁽³⁾	\$0.2 mil
Average monthly food stamp benefit recipients	2,973
Total food stamp benefits received	\$4.1 mil

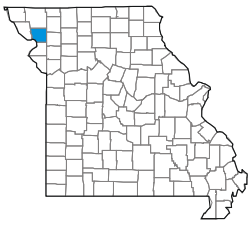
Child Protection and Permanency

Children involved in hotline reports	331
Children with substantiated abuse or neglect	27
Children with family assessments	185
Average monthly children in foster care	57
Children adopted	4
Total Children's Services expenditures ⁽⁴⁾	\$0.9 mil
Average monthly children receiving subsidized child care	47
Child care expenditures	\$0.1 mil

Youth Services

Youths Committed ⁽⁵⁾	6
Average monthly youths in DYS custody	7

(1) Does not include Women's Health Services.
 (2) Does not include Buy-In for Medicare premiums.
 (3) Includes Transitional Employment Benefit (TEB) cases.
 (4) Payments to Performance Based Contractors are only included at the statewide level.
 (5) Does not include eight (8) dual jurisdiction cases statewide.



QUICK FACTS ABOUT DSS IN Andrew

MO HealthNet⁽¹⁾

Number of people enrolled for MO HealthNet services	1,560
MO HealthNet dollars spent in state fiscal year 2010 ⁽²⁾	\$13.1 mil
Estimated portion of \$13.1 mil that was federal dollars	\$8.3 mil
MO HealthNet dollars for inpatient hospital services	\$1.4 mil
MO HealthNet dollars for physician services	\$1.4 mil
MO HealthNet dollars for nursing home services	\$3.0 mil
MO HealthNet dollars for pharmacy services	\$1.7 mil
MO HealthNet dollars for managed care payments	\$16,388

Family Support

Child support collections (IV-D and non-IV-D)	\$5.3 mil
Average monthly temporary assistance families ⁽³⁾	52
Total temporary assistance payments ⁽³⁾	\$0.1 mil
Average monthly food stamp benefit recipients	1,402
Total food stamp benefits received	\$2.0 mil

Child Protection and Permanency

Children involved in hotline reports	199
Children with substantiated abuse or neglect	17
Children with family assessments	126
Average monthly children in foster care	1
Children adopted	0
Total Children's Services expenditures ⁽⁴⁾	\$49,585
Average monthly children receiving subsidized child care	51
Child care expenditures	\$0.2 mil

Youth Services

Youths Committed ⁽⁵⁾	2
Average monthly youths in DYS custody	2

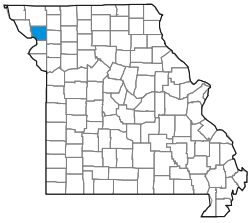
(1) Does not include Women's Health Services.

(2) Does not include Buy-In for Medicare premiums.

(3) Includes Transitional Employment Benefit (TEB) cases.

(4) Payments to Performance Based Contractors are only included at the statewide level.

(5) Does not include eight (8) dual jurisdiction cases statewide.



QUICK FACTS ABOUT DSS IN Atchison

MO HealthNet⁽¹⁾

Number of people enrolled for MO HealthNet services	656
MO HealthNet dollars spent in state fiscal year 2010 ⁽²⁾	\$4.8 mil
Estimated portion of \$4.8 mil that was federal dollars	\$3.1 mil
MO HealthNet dollars for inpatient hospital services	\$0.5 mil
MO HealthNet dollars for physician services	\$0.3 mil
MO HealthNet dollars for nursing home services	\$1.2 mil
MO HealthNet dollars for pharmacy services	\$0.6 mil
MO HealthNet dollars for managed care payments	\$390

Family Support

Child support collections (IV-D and non-IV-D)	\$1.6 mil
Average monthly temporary assistance families ⁽³⁾	21
Total temporary assistance payments ⁽³⁾	\$59,280
Average monthly food stamp benefit recipients	525
Total food stamp benefits received	\$0.7 mil

Child Protection and Permanency

Children involved in hotline reports	56
Children with substantiated abuse or neglect	4
Children with family assessments	29
Average monthly children in foster care	1
Children adopted	0
Total Children's Services expenditures ⁽⁴⁾	\$5,768
Average monthly children receiving subsidized child care	6
Child care expenditures	\$19,578

Youth Services

Youths Committed ⁽⁵⁾	1
Average monthly youths in DYS custody	1

(1) Does not include Women's Health Services.
 (2) Does not include Buy-In for Medicare premiums.
 (3) Includes Transitional Employment Benefit (TEB) cases.
 (4) Payments to Performance Based Contractors are only included at the statewide level.
 (5) Does not include eight (8) dual jurisdiction cases statewide.



QUICK FACTS ABOUT DSS IN Audrain

MO HealthNet⁽¹⁾

Number of people enrolled for MO HealthNet services	3,872
MO HealthNet dollars spent in state fiscal year 2010 ⁽²⁾	\$26.6 mil
Estimated portion of \$26.6 mil that was federal dollars	\$16.8 mil
MO HealthNet dollars for inpatient hospital services	\$1.0 mil
MO HealthNet dollars for physician services	\$1.4 mil
MO HealthNet dollars for nursing home services	\$4.5 mil
MO HealthNet dollars for pharmacy services	\$3.3 mil
MO HealthNet dollars for managed care payments	\$6.7 mil

Family Support

Child support collections (IV-D and non-IV-D)	\$4.6 mil
Average monthly temporary assistance families ⁽³⁾	193
Total temporary assistance payments ⁽³⁾	\$0.5 mil
Average monthly food stamp benefit recipients	3,705
Total food stamp benefits received	\$5.4 mil

Child Protection and Permanency

Children involved in hotline reports	426
Children with substantiated abuse or neglect	42
Children with family assessments	202
Average monthly children in foster care	40
Children adopted	2
Total Children's Services expenditures ⁽⁴⁾	\$0.5 mil
Average monthly children receiving subsidized child care	93
Child care expenditures	\$0.2 mil

Youth Services

Youths Committed ⁽⁵⁾	13
Average monthly youths in DYS custody	13

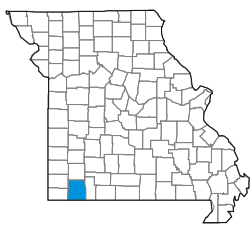
(1) Does not include Women's Health Services.

(2) Does not include Buy-In for Medicare premiums.

(3) Includes Transitional Employment Benefit (TEB) cases.

(4) Payments to Performance Based Contractors are only included at the statewide level.

(5) Does not include eight (8) dual jurisdiction cases statewide.



QUICK FACTS ABOUT DSS IN Barry

MO HealthNet⁽¹⁾

Number of people enrolled for MO HealthNet services	6,831
MO HealthNet dollars spent in state fiscal year 2010 ⁽²⁾	\$42.5 mil
Estimated portion of \$42.5 mil that was federal dollars	\$26.9 mil
MO HealthNet dollars for inpatient hospital services	\$5.6 mil
MO HealthNet dollars for physician services	\$4.6 mil
MO HealthNet dollars for nursing home services	\$5.5 mil
MO HealthNet dollars for pharmacy services	\$6.6 mil
MO HealthNet dollars for managed care payments	\$8,515

Family Support

Child support collections (IV-D and non-IV-D)	\$5.1 mil
Average monthly temporary assistance families ⁽³⁾	285
Total temporary assistance payments ⁽³⁾	\$0.8 mil
Average monthly food stamp benefit recipients	6,668
Total food stamp benefits received	\$9.6 mil

Child Protection and Permanency

Children involved in hotline reports	535
Children with substantiated abuse or neglect	59
Children with family assessments	237
Average monthly children in foster care	114
Children adopted	16
Total Children's Services expenditures ⁽⁴⁾	\$1.6 mil
Average monthly children receiving subsidized child care	84
Child care expenditures	\$0.2 mil

Youth Services

Youths Committed ⁽⁵⁾	13
Average monthly youths in DYS custody	12

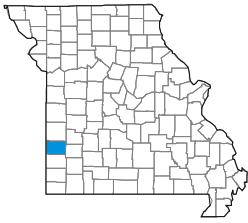
(1) Does not include Women's Health Services.

(2) Does not include Buy-In for Medicare premiums.

(3) Includes Transitional Employment Benefit (TEB) cases.

(4) Payments to Performance Based Contractors are only included at the statewide level.

(5) Does not include eight (8) dual jurisdiction cases statewide.



QUICK FACTS ABOUT DSS IN Barton

MO HealthNet⁽¹⁾

Number of people enrolled for MO HealthNet services	2,420
MO HealthNet dollars spent in state fiscal year 2010 ⁽²⁾	\$14.3 mil
Estimated portion of \$14.3 mil that was federal dollars	\$9.0 mil
MO HealthNet dollars for inpatient hospital services	\$1.9 mil
MO HealthNet dollars for physician services	\$1.4 mil
MO HealthNet dollars for nursing home services	\$1.9 mil
MO HealthNet dollars for pharmacy services	\$2.3 mil
MO HealthNet dollars for managed care payments	\$19,359

Family Support

Child support collections (IV-D and non-IV-D)	\$2.3 mil
Average monthly temporary assistance families ⁽³⁾	106
Total temporary assistance payments ⁽³⁾	\$0.3 mil
Average monthly food stamp benefit recipients	2,440
Total food stamp benefits received	\$3.5 mil

Child Protection and Permanency

Children involved in hotline reports	151
Children with substantiated abuse or neglect	18
Children with family assessments	114
Average monthly children in foster care	23
Children adopted	16
Total Children's Services expenditures ⁽⁴⁾	\$0.4 mil
Average monthly children receiving subsidized child care	68
Child care expenditures	\$0.1 mil

Youth Services

Youths Committed ⁽⁵⁾	6
Average monthly youths in DYS custody	6

(1) Does not include Women's Health Services.
 (2) Does not include Buy-In for Medicare premiums.
 (3) Includes Transitional Employment Benefit (TEB) cases.
 (4) Payments to Performance Based Contractors are only included at the statewide level.
 (5) Does not include eight (8) dual jurisdiction cases statewide.



QUICK FACTS ABOUT DSS IN Bates

MO HealthNet⁽¹⁾

Number of people enrolled for MO HealthNet services	2,705
MO HealthNet dollars spent in state fiscal year 2010 ⁽²⁾	\$24.5 mil
Estimated portion of \$24.5 mil that was federal dollars	\$15.5 mil
MO HealthNet dollars for inpatient hospital services	\$1.2 mil
MO HealthNet dollars for physician services	\$1.1 mil
MO HealthNet dollars for nursing home services	\$4.6 mil
MO HealthNet dollars for pharmacy services	\$6.0 mil
MO HealthNet dollars for managed care payments	\$4.4 mil

Family Support

Child support collections (IV-D and non-IV-D)	\$3.1 mil
Average monthly temporary assistance families ⁽³⁾	94
Total temporary assistance payments ⁽³⁾	\$0.3 mil
Average monthly food stamp benefit recipients	2,473
Total food stamp benefits received	\$3.5 mil

Child Protection and Permanency

Children involved in hotline reports	230
Children with substantiated abuse or neglect	23
Children with family assessments	119
Average monthly children in foster care	28
Children adopted	1
Total Children's Services expenditures ⁽⁴⁾	\$0.4 mil
Average monthly children receiving subsidized child care	21
Child care expenditures	\$43,198

Youth Services

Youths Committed ⁽⁵⁾	6
Average monthly youths in DYS custody	4

(1) Does not include Women's Health Services.
 (2) Does not include Buy-In for Medicare premiums.
 (3) Includes Transitional Employment Benefit (TEB) cases.
 (4) Payments to Performance Based Contractors are only included at the statewide level.
 (5) Does not include eight (8) dual jurisdiction cases statewide.



QUICK FACTS ABOUT DSS IN Benton

MO HealthNet⁽¹⁾

Number of people enrolled for MO HealthNet services	3,621
MO HealthNet dollars spent in state fiscal year 2010 ⁽²⁾	\$24.8 mil
Estimated portion of \$24.8 mil that was federal dollars	\$15.7 mil
MO HealthNet dollars for inpatient hospital services	\$1.5 mil
MO HealthNet dollars for physician services	\$1.6 mil
MO HealthNet dollars for nursing home services	\$4.0 mil
MO HealthNet dollars for pharmacy services	\$3.7 mil
MO HealthNet dollars for managed care payments	\$5.6 mil

Family Support

Child support collections (IV-D and non-IV-D)	\$2.1 mil
Average monthly temporary assistance families ⁽³⁾	179
Total temporary assistance payments ⁽³⁾	\$0.5 mil
Average monthly food stamp benefit recipients	3,561
Total food stamp benefits received	\$5.2 mil

Child Protection and Permanency

Children involved in hotline reports	264
Children with substantiated abuse or neglect	10
Children with family assessments	146
Average monthly children in foster care	13
Children adopted	0
Total Children's Services expenditures ⁽⁴⁾	\$0.3 mil
Average monthly children receiving subsidized child care	83
Child care expenditures	\$0.2 mil

Youth Services

Youths Committed ⁽⁵⁾	4
Average monthly youths in DYS custody	4

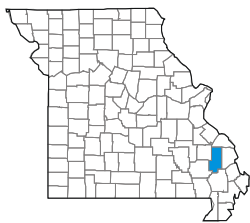
(1) Does not include Women's Health Services.

(2) Does not include Buy-In for Medicare premiums.

(3) Includes Transitional Employment Benefit (TEB) cases.

(4) Payments to Performance Based Contractors are only included at the statewide level.

(5) Does not include eight (8) dual jurisdiction cases statewide.



QUICK FACTS ABOUT DSS IN Bollinger

MO HealthNet⁽¹⁾

Number of people enrolled for MO HealthNet services	2,590
MO HealthNet dollars spent in state fiscal year 2010 ⁽²⁾	\$17.9 mil
Estimated portion of \$17.9 mil that was federal dollars	\$11.3 mil
MO HealthNet dollars for inpatient hospital services	\$1.7 mil
MO HealthNet dollars for physician services	\$2.6 mil
MO HealthNet dollars for nursing home services	\$1.8 mil
MO HealthNet dollars for pharmacy services	\$3.4 mil
MO HealthNet dollars for managed care payments	\$34,693

Family Support

Child support collections (IV-D and non-IV-D)	\$1.6 mil
Average monthly temporary assistance families ⁽³⁾	100
Total temporary assistance payments ⁽³⁾	\$0.3 mil
Average monthly food stamp benefit recipients	2,335
Total food stamp benefits received	\$3.1 mil

Child Protection and Permanency

Children involved in hotline reports	229
Children with substantiated abuse or neglect	28
Children with family assessments	152
Average monthly children in foster care	20
Children adopted	0
Total Children's Services expenditures ⁽⁴⁾	\$0.1 mil
Average monthly children receiving subsidized child care	60
Child care expenditures	\$0.1 mil

Youth Services

Youths Committed ⁽⁵⁾	3
Average monthly youths in DYS custody	4

(1) Does not include Women's Health Services.

(2) Does not include Buy-In for Medicare premiums.

(3) Includes Transitional Employment Benefit (TEB) cases.

(4) Payments to Performance Based Contractors are only included at the statewide level.

(5) Does not include eight (8) dual jurisdiction cases statewide.



QUICK FACTS ABOUT DSS IN Boone

MO HealthNet⁽¹⁾

Number of people enrolled for MO HealthNet services	18,253
MO HealthNet dollars spent in state fiscal year 2010 ⁽²⁾	\$146.8 mil
Estimated portion of \$146.8 mil that was federal dollars	\$92.9 mil
MO HealthNet dollars for inpatient hospital services	\$10.6 mil
MO HealthNet dollars for physician services	\$9.0 mil
MO HealthNet dollars for nursing home services	\$13.3 mil
MO HealthNet dollars for pharmacy services	\$16.1 mil
MO HealthNet dollars for managed care payments	\$33.2 mil

Family Support

Child support collections (IV-D and non-IV-D)	\$17.7 mil
Average monthly temporary assistance families ⁽³⁾	985
Total temporary assistance payments ⁽³⁾	\$2.7 mil
Average monthly food stamp benefit recipients	18,907
Total food stamp benefits received	\$29.8 mil

Child Protection and Permanency

Children involved in hotline reports	1,606
Children with substantiated abuse or neglect	41
Children with family assessments	726
Average monthly children in foster care	182
Children adopted	16
Total Children's Services expenditures ⁽⁴⁾	\$3.5 mil
Average monthly children receiving subsidized child care	1,130
Child care expenditures	\$4.3 mil

Youth Services

Youths Committed ⁽⁵⁾	20
Average monthly youths in DYS custody	42

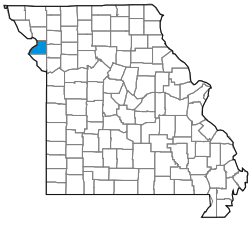
(1) Does not include Women's Health Services.

(2) Does not include Buy-In for Medicare premiums.

(3) Includes Transitional Employment Benefit (TEB) cases.

(4) Payments to Performance Based Contractors are only included at the statewide level.

(5) Does not include eight (8) dual jurisdiction cases statewide.



QUICK FACTS ABOUT DSS IN Buchanan

MO HealthNet⁽¹⁾

Number of people enrolled for MO HealthNet services	16,215
MO HealthNet dollars spent in state fiscal year 2010 ⁽²⁾	\$125.3 mil
Estimated portion of \$125.3 mil that was federal dollars	\$79.3 mil
MO HealthNet dollars for inpatient hospital services	\$17.1 mil
MO HealthNet dollars for physician services	\$13.0 mil
MO HealthNet dollars for nursing home services	\$11.2 mil
MO HealthNet dollars for pharmacy services	\$17.7 mil
MO HealthNet dollars for managed care payments	\$0.1 mil

Family Support

Child support collections (IV-D and non-IV-D)	\$18.8 mil
Average monthly temporary assistance families ⁽³⁾	840
Total temporary assistance payments ⁽³⁾	\$2.3 mil
Average monthly food stamp benefit recipients	16,316
Total food stamp benefits received	\$24.9 mil

Child Protection and Permanency

Children involved in hotline reports	1,599
Children with substantiated abuse or neglect	84
Children with family assessments	993
Average monthly children in foster care	54
Children adopted	9
Total Children's Services expenditures ⁽⁴⁾	\$1.0 mil
Average monthly children receiving subsidized child care	718
Child care expenditures	\$2.6 mil

Youth Services

Youths Committed ⁽⁵⁾	13
Average monthly youths in DYS custody	21

(1) Does not include Women's Health Services.
 (2) Does not include Buy-In for Medicare premiums.
 (3) Includes Transitional Employment Benefit (TEB) cases.
 (4) Payments to Performance Based Contractors are only included at the statewide level.
 (5) Does not include eight (8) dual jurisdiction cases statewide.



QUICK FACTS ABOUT DSS IN Butler

MO HealthNet⁽¹⁾

Number of people enrolled for MO HealthNet services	11,269
MO HealthNet dollars spent in state fiscal year 2010 ⁽²⁾	\$96.0 mil
Estimated portion of \$96.0 mil that was federal dollars	\$60.7 mil
MO HealthNet dollars for inpatient hospital services	\$12.6 mil
MO HealthNet dollars for physician services	\$13.6 mil
MO HealthNet dollars for nursing home services	\$11.4 mil
MO HealthNet dollars for pharmacy services	\$17.4 mil
MO HealthNet dollars for managed care payments	\$49,854

Family Support

Child support collections (IV-D and non-IV-D)	\$5.9 mil
Average monthly temporary assistance families ⁽³⁾	609
Total temporary assistance payments ⁽³⁾	\$1.6 mil
Average monthly food stamp benefit recipients	10,281
Total food stamp benefits received	\$14.5 mil

Child Protection and Permanency

Children involved in hotline reports	991
Children with substantiated abuse or neglect	80
Children with family assessments	518
Average monthly children in foster care	82
Children adopted	10
Total Children's Services expenditures ⁽⁴⁾	\$1.3 mil
Average monthly children receiving subsidized child care	423
Child care expenditures	\$1.0 mil

Youth Services

Youths Committed ⁽⁵⁾	7
Average monthly youths in DYS custody	23

(1) Does not include Women's Health Services.

(2) Does not include Buy-In for Medicare premiums.

(3) Includes Transitional Employment Benefit (TEB) cases.

(4) Payments to Performance Based Contractors are only included at the statewide level.

(5) Does not include eight (8) dual jurisdiction cases statewide.



QUICK FACTS ABOUT DSS IN Caldwell

MO HealthNet⁽¹⁾

Number of people enrolled for MO HealthNet services	1,308
MO HealthNet dollars spent in state fiscal year 2010 ⁽²⁾	\$8.3 mil
Estimated portion of \$8.3 mil that was federal dollars	\$5.3 mil
MO HealthNet dollars for inpatient hospital services	\$1.4 mil
MO HealthNet dollars for physician services	\$1.4 mil
MO HealthNet dollars for nursing home services	\$1.3 mil
MO HealthNet dollars for pharmacy services	\$1.0 mil
MO HealthNet dollars for managed care payments	\$31,771

Family Support

Child support collections (IV-D and non-IV-D)	\$1.7 mil
Average monthly temporary assistance families ⁽³⁾	57
Total temporary assistance payments ⁽³⁾	\$0.2 mil
Average monthly food stamp benefit recipients	1,270
Total food stamp benefits received	\$1.8 mil

Child Protection and Permanency

Children involved in hotline reports	331
Children with substantiated abuse or neglect	22
Children with family assessments	60
Average monthly children in foster care	10
Children adopted	0
Total Children's Services expenditures ⁽⁴⁾	\$84,132
Average monthly children receiving subsidized child care	11
Child care expenditures	\$24,031

Youth Services

Youths Committed ⁽⁵⁾	6
Average monthly youths in DYS custody	7

(1) Does not include Women's Health Services.
 (2) Does not include Buy-In for Medicare premiums.
 (3) Includes Transitional Employment Benefit (TEB) cases.
 (4) Payments to Performance Based Contractors are only included at the statewide level.
 (5) Does not include eight (8) dual jurisdiction cases statewide.



QUICK FACTS ABOUT DSS IN Callaway

MO HealthNet⁽¹⁾

Number of people enrolled for MO HealthNet services	5,471
MO HealthNet dollars spent in state fiscal year 2010 ⁽²⁾	\$38.9 mil
Estimated portion of \$38.9 mil that was federal dollars	\$24.6 mil
MO HealthNet dollars for inpatient hospital services	\$3.9 mil
MO HealthNet dollars for physician services	\$2.2 mil
MO HealthNet dollars for nursing home services	\$3.7 mil
MO HealthNet dollars for pharmacy services	\$5.1 mil
MO HealthNet dollars for managed care payments	\$9.8 mil

Family Support

Child support collections (IV-D and non-IV-D)	\$4.8 mil
Average monthly temporary assistance families ⁽³⁾	258
Total temporary assistance payments ⁽³⁾	\$0.7 mil
Average monthly food stamp benefit recipients	5,402
Total food stamp benefits received	\$8.0 mil

Child Protection and Permanency

Children involved in hotline reports	331
Children with substantiated abuse or neglect	33
Children with family assessments	342
Average monthly children in foster care	88
Children adopted	8
Total Children's Services expenditures ⁽⁴⁾	\$1.7 mil
Average monthly children receiving subsidized child care	156
Child care expenditures	\$0.4 mil

Youth Services

Youths Committed ⁽⁵⁾	3
Average monthly youths in DYS custody	10

(1) Does not include Women's Health Services.
 (2) Does not include Buy-In for Medicare premiums.
 (3) Includes Transitional Employment Benefit (TEB) cases.
 (4) Payments to Performance Based Contractors are only included at the statewide level.
 (5) Does not include eight (8) dual jurisdiction cases statewide.



QUICK FACTS ABOUT DSS IN Camden

MO HealthNet⁽¹⁾

Number of people enrolled for MO HealthNet services	5,574
MO HealthNet dollars spent in state fiscal year 2010 ⁽²⁾	\$33.3 mil
Estimated portion of \$33.3 mil that was federal dollars	\$21.0 mil
MO HealthNet dollars for inpatient hospital services	\$2.3 mil
MO HealthNet dollars for physician services	\$2.1 mil
MO HealthNet dollars for nursing home services	\$3.9 mil
MO HealthNet dollars for pharmacy services	\$4.0 mil
MO HealthNet dollars for managed care payments	\$10.2 mil

Family Support

Child support collections (IV-D and non-IV-D)	\$4.1 mil
Average monthly temporary assistance families ⁽³⁾	164
Total temporary assistance payments ⁽³⁾	\$0.5 mil
Average monthly food stamp benefit recipients	5,584
Total food stamp benefits received	\$8.4 mil

Child Protection and Permanency

Children involved in hotline reports	543
Children with substantiated abuse or neglect	40
Children with family assessments	250
Average monthly children in foster care	50
Children adopted	0
Total Children's Services expenditures ⁽⁴⁾	\$0.2 mil
Average monthly children receiving subsidized child care	55
Child care expenditures	\$99,043

Youth Services

Youths Committed ⁽⁵⁾	3
Average monthly youths in DYS custody	5

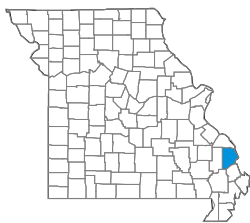
(1) Does not include Women's Health Services.

(2) Does not include Buy-In for Medicare premiums.

(3) Includes Transitional Employment Benefit (TEB) cases.

(4) Payments to Performance Based Contractors are only included at the statewide level.

(5) Does not include eight (8) dual jurisdiction cases statewide.



QUICK FACTS ABOUT DSS IN Cape Girardeau

MO HealthNet⁽¹⁾

Number of people enrolled for MO HealthNet services	10,116
MO HealthNet dollars spent in state fiscal year 2010 ⁽²⁾	\$76.3 mil
Estimated portion of \$76.3 mil that was federal dollars	\$48.3 mil
MO HealthNet dollars for inpatient hospital services	\$9.4 mil
MO HealthNet dollars for physician services	\$8.5 mil
MO HealthNet dollars for nursing home services	\$14.5 mil
MO HealthNet dollars for pharmacy services	\$11.0 mil
MO HealthNet dollars for managed care payments	\$61,125

Family Support

Child support collections (IV-D and non-IV-D)	\$12.1 mil
Average monthly temporary assistance families ⁽³⁾	522
Total temporary assistance payments ⁽³⁾	\$1.4 mil
Average monthly food stamp benefit recipients	9,746
Total food stamp benefits received	\$14.5 mil

Child Protection and Permanency

Children involved in hotline reports	876
Children with substantiated abuse or neglect	68
Children with family assessments	507
Average monthly children in foster care	104
Children adopted	4
Total Children's Services expenditures ⁽⁴⁾	\$1.8 mil
Average monthly children receiving subsidized child care	463
Child care expenditures	\$1.0 mil

Youth Services

Youths Committed ⁽⁵⁾	16
Average monthly youths in DYS custody	35

(1) Does not include Women's Health Services.

(2) Does not include Buy-In for Medicare premiums.

(3) Includes Transitional Employment Benefit (TEB) cases.

(4) Payments to Performance Based Contractors are only included at the statewide level.

(5) Does not include eight (8) dual jurisdiction cases statewide.



QUICK FACTS ABOUT DSS IN Carroll

MO HealthNet⁽¹⁾

Number of people enrolled for MO HealthNet services	1,521
MO HealthNet dollars spent in state fiscal year 2010 ⁽²⁾	\$11.1 mil
Estimated portion of \$11.1 mil that was federal dollars	\$7.0 mil
MO HealthNet dollars for inpatient hospital services	\$1.1 mil
MO HealthNet dollars for physician services	\$1.0 mil
MO HealthNet dollars for nursing home services	\$2.4 mil
MO HealthNet dollars for pharmacy services	\$1.6 mil
MO HealthNet dollars for managed care payments	\$65,183

Family Support

Child support collections (IV-D and non-IV-D)	\$2.3 mil
Average monthly temporary assistance families ⁽³⁾	56
Total temporary assistance payments ⁽³⁾	\$0.2 mil
Average monthly food stamp benefit recipients	1,316
Total food stamp benefits received	\$1.8 mil

Child Protection and Permanency

Children involved in hotline reports	105
Children with substantiated abuse or neglect	7
Children with family assessments	50
Average monthly children in foster care	4
Children adopted	0
Total Children's Services expenditures ⁽⁴⁾	\$39,056
Average monthly children receiving subsidized child care	15
Child care expenditures	\$27,961

Youth Services

Youths Committed ⁽⁵⁾	4
Average monthly youths in DYS custody	6

(1) Does not include Women's Health Services.

(2) Does not include Buy-In for Medicare premiums.

(3) Includes Transitional Employment Benefit (TEB) cases.

(4) Payments to Performance Based Contractors are only included at the statewide level.

(5) Does not include eight (8) dual jurisdiction cases statewide.



QUICK FACTS ABOUT DSS IN Carter

MO HealthNet⁽¹⁾

Number of people enrolled for MO HealthNet services	1,737
MO HealthNet dollars spent in state fiscal year 2010 ⁽²⁾	\$13.6 mil
Estimated portion of \$13.6 mil that was federal dollars	\$8.6 mil
MO HealthNet dollars for inpatient hospital services	\$1.4 mil
MO HealthNet dollars for physician services	\$2.2 mil
MO HealthNet dollars for nursing home services	\$1.0 mil
MO HealthNet dollars for pharmacy services	\$2.5 mil
MO HealthNet dollars for managed care payments	\$14,452

Family Support

Child support collections (IV-D and non-IV-D)	\$1.2 mil
Average monthly temporary assistance families ⁽³⁾	53
Total temporary assistance payments ⁽³⁾	\$0.1 mil
Average monthly food stamp benefit recipients	1,640
Total food stamp benefits received	\$2.1 mil

Child Protection and Permanency

Children involved in hotline reports	331
Children with substantiated abuse or neglect	11
Children with family assessments	68
Average monthly children in foster care	3
Children adopted	0
Total Children's Services expenditures ⁽⁴⁾	\$65,685
Average monthly children receiving subsidized child care	21
Child care expenditures	\$33,902

Youth Services

Youths Committed ⁽⁵⁾	0
Average monthly youths in DYS custody	0

(1) Does not include Women's Health Services.

(2) Does not include Buy-In for Medicare premiums.

(3) Includes Transitional Employment Benefit (TEB) cases.

(4) Payments to Performance Based Contractors are only included at the statewide level.

(5) Does not include eight (8) dual jurisdiction cases statewide.



QUICK FACTS ABOUT DSS IN Cass

MO HealthNet⁽¹⁾

Number of people enrolled for MO HealthNet services	10,449
MO HealthNet dollars spent in state fiscal year 2010 ⁽²⁾	\$75.1 mil
Estimated portion of \$75.1 mil that was federal dollars	\$47.5 mil
MO HealthNet dollars for inpatient hospital services	\$4.1 mil
MO HealthNet dollars for physician services	\$3.0 mil
MO HealthNet dollars for nursing home services	\$15.4 mil
MO HealthNet dollars for pharmacy services	\$11.0 mil
MO HealthNet dollars for managed care payments	\$20.0 mil

Family Support

Child support collections (IV-D and non-IV-D)	\$14.2 mil
Average monthly temporary assistance families ⁽³⁾	496
Total temporary assistance payments ⁽³⁾	\$1.4 mil
Average monthly food stamp benefit recipients	10,241
Total food stamp benefits received	\$15.5 mil

Child Protection and Permanency

Children involved in hotline reports	1,142
Children with substantiated abuse or neglect	59
Children with family assessments	496
Average monthly children in foster care	122
Children adopted	8
Total Children's Services expenditures ⁽⁴⁾	\$3.1 mil
Average monthly children receiving subsidized child care	435
Child care expenditures	\$1.5 mil

Youth Services

Youths Committed ⁽⁵⁾	0
Average monthly youths in DYS custody	6

(1) Does not include Women's Health Services.
 (2) Does not include Buy-In for Medicare premiums.
 (3) Includes Transitional Employment Benefit (TEB) cases.
 (4) Payments to Performance Based Contractors are only included at the statewide level.
 (5) Does not include eight (8) dual jurisdiction cases statewide.



QUICK FACTS ABOUT DSS IN Cedar

MO HealthNet⁽¹⁾

Number of people enrolled for MO HealthNet services	2,980
MO HealthNet dollars spent in state fiscal year 2010 ⁽²⁾	\$21.9 mil
Estimated portion of \$21.9 mil that was federal dollars	\$13.8 mil
MO HealthNet dollars for inpatient hospital services	\$1.4 mil
MO HealthNet dollars for physician services	\$1.4 mil
MO HealthNet dollars for nursing home services	\$3.2 mil
MO HealthNet dollars for pharmacy services	\$3.2 mil
MO HealthNet dollars for managed care payments	\$4.8 mil

Family Support

Child support collections (IV-D and non-IV-D)	\$1.9 mil
Average monthly temporary assistance families ⁽³⁾	132
Total temporary assistance payments ⁽³⁾	\$0.4 mil
Average monthly food stamp benefit recipients	2,897
Total food stamp benefits received	\$4.0 mil

Child Protection and Permanency

Children involved in hotline reports	305
Children with substantiated abuse or neglect	17
Children with family assessments	203
Average monthly children in foster care	7
Children adopted	2
Total Children's Services expenditures ⁽⁴⁾	\$0.3 mil
Average monthly children receiving subsidized child care	78
Child care expenditures	\$0.1 mil

Youth Services

Youths Committed ⁽⁵⁾	3
Average monthly youths in DYS custody	2

(1) Does not include Women's Health Services.

(2) Does not include Buy-In for Medicare premiums.

(3) Includes Transitional Employment Benefit (TEB) cases.

(4) Payments to Performance Based Contractors are only included at the statewide level.

(5) Does not include eight (8) dual jurisdiction cases statewide.



QUICK FACTS ABOUT DSS IN Chariton

MO HealthNet⁽¹⁾

Number of people enrolled for MO HealthNet services	1,081
MO HealthNet dollars spent in state fiscal year 2010 ⁽²⁾	\$9.2 mil
Estimated portion of \$9.2 mil that was federal dollars	\$5.8 mil
MO HealthNet dollars for inpatient hospital services	\$0.6 mil
MO HealthNet dollars for physician services	\$0.5 mil
MO HealthNet dollars for nursing home services	\$4.0 mil
MO HealthNet dollars for pharmacy services	\$0.8 mil
MO HealthNet dollars for managed care payments	\$1.5 mil

Family Support

Child support collections (IV-D and non-IV-D)	\$1.4 mil
Average monthly temporary assistance families ⁽³⁾	27
Total temporary assistance payments ⁽³⁾	\$75,504
Average monthly food stamp benefit recipients	811
Total food stamp benefits received	\$1.1 mil

Child Protection and Permanency

Children involved in hotline reports	331
Children with substantiated abuse or neglect	4
Children with family assessments	52
Average monthly children in foster care	15
Children adopted	10
Total Children's Services expenditures ⁽⁴⁾	\$0.3 mil
Average monthly children receiving subsidized child care	15
Child care expenditures	\$27,115

Youth Services

Youths Committed ⁽⁵⁾	0
Average monthly youths in DYS custody	0

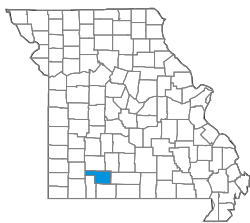
(1) Does not include Women's Health Services.

(2) Does not include Buy-In for Medicare premiums.

(3) Includes Transitional Employment Benefit (TEB) cases.

(4) Payments to Performance Based Contractors are only included at the statewide level.

(5) Does not include eight (8) dual jurisdiction cases statewide.



QUICK FACTS ABOUT DSS IN Christian

MO HealthNet⁽¹⁾

Number of people enrolled for MO HealthNet services	9,467
MO HealthNet dollars spent in state fiscal year 2010 ⁽²⁾	\$45.0 mil
Estimated portion of \$45.0 mil that was federal dollars	\$28.5 mil
MO HealthNet dollars for inpatient hospital services	\$5.6 mil
MO HealthNet dollars for physician services	\$5.6 mil
MO HealthNet dollars for nursing home services	\$4.1 mil
MO HealthNet dollars for pharmacy services	\$10.0 mil
MO HealthNet dollars for managed care payments	\$56,364

Family Support

Child support collections (IV-D and non-IV-D)	\$9.4 mil
Average monthly temporary assistance families ⁽³⁾	329
Total temporary assistance payments ⁽³⁾	\$0.9 mil
Average monthly food stamp benefit recipients	9,040
Total food stamp benefits received	\$13.4 mil

Child Protection and Permanency

Children involved in hotline reports	999
Children with substantiated abuse or neglect	73
Children with family assessments	471
Average monthly children in foster care	123
Children adopted	11
Total Children's Services expenditures ⁽⁴⁾	\$2.4 mil
Average monthly children receiving subsidized child care	311
Child care expenditures	\$0.8 mil

Youth Services

Youths Committed ⁽⁵⁾	17
Average monthly youths in DYS custody	29

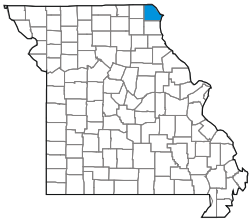
(1) Does not include Women's Health Services.

(2) Does not include Buy-In for Medicare premiums.

(3) Includes Transitional Employment Benefit (TEB) cases.

(4) Payments to Performance Based Contractors are only included at the statewide level.

(5) Does not include eight (8) dual jurisdiction cases statewide.



QUICK FACTS ABOUT DSS IN Clark

MO HealthNet⁽¹⁾

Number of people enrolled for MO HealthNet services	1,136
MO HealthNet dollars spent in state fiscal year 2010 ⁽²⁾	\$6.1 mil
Estimated portion of \$6.1 mil that was federal dollars	\$3.9 mil
MO HealthNet dollars for inpatient hospital services	\$0.7 mil
MO HealthNet dollars for physician services	\$0.7 mil
MO HealthNet dollars for nursing home services	\$1.2 mil
MO HealthNet dollars for pharmacy services	\$1.3 mil
MO HealthNet dollars for managed care payments	\$2,792

Family Support

Child support collections (IV-D and non-IV-D)	\$1.5 mil
Average monthly temporary assistance families ⁽³⁾	24
Total temporary assistance payments ⁽³⁾	\$70,080
Average monthly food stamp benefit recipients	898
Total food stamp benefits received	\$1.2 mil

Child Protection and Permanency

Children involved in hotline reports	72
Children with substantiated abuse or neglect	15
Children with family assessments	18
Average monthly children in foster care	32
Children adopted	0
Total Children's Services expenditures ⁽⁴⁾	\$0.6 mil
Average monthly children receiving subsidized child care	20
Child care expenditures	\$43,984

Youth Services

Youths Committed ⁽⁵⁾	0
Average monthly youths in DYS custody	0

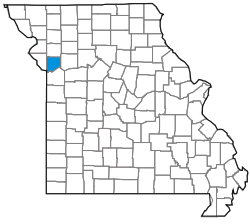
(1) Does not include Women's Health Services.

(2) Does not include Buy-In for Medicare premiums.

(3) Includes Transitional Employment Benefit (TEB) cases.

(4) Payments to Performance Based Contractors are only included at the statewide level.

(5) Does not include eight (8) dual jurisdiction cases statewide.

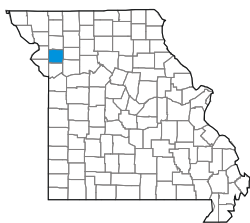


QUICK FACTS ABOUT DSS IN Clay

MO HealthNet⁽¹⁾	
Number of people enrolled for MO HealthNet services	19,796
MO HealthNet dollars spent in state fiscal year 2010 ⁽²⁾	\$135.7 mil
Estimated portion of \$135.7 mil that was federal dollars	\$85.9 mil
MO HealthNet dollars for inpatient hospital services	\$10.2 mil
MO HealthNet dollars for physician services	\$6.7 mil
MO HealthNet dollars for nursing home services	\$20.4 mil
MO HealthNet dollars for pharmacy services	\$17.1 mil
MO HealthNet dollars for managed care payments	\$38.5 mil
Family Support	
Child support collections (IV-D and non-IV-D)	\$35.9 mil
Average monthly temporary assistance families ⁽³⁾	800
Total temporary assistance payments ⁽³⁾	\$2.3 mil
Average monthly food stamp benefit recipients	20,146
Total food stamp benefits received	\$30.7 mil
Child Protection and Permanency	
Children involved in hotline reports	2,039
Children with substantiated abuse or neglect	115
Children with family assessments	945
Average monthly children in foster care	107
Children adopted	45
Total Children's Services expenditures ⁽⁴⁾	\$3.0 mil
Average monthly children receiving subsidized child care	840
Child care expenditures	\$2.9 mil
Youth Services	
Youths Committed ⁽⁵⁾	23
Average monthly youths in DYS custody	36

SFY-2010

(1) Does not include Women's Health Services.
 (2) Does not include Buy-In for Medicare premiums.
 (3) Includes Transitional Employment Benefit (TEB) cases.
 (4) Payments to Performance Based Contractors are only included at the statewide level.
 (5) Does not include eight (8) dual jurisdiction cases statewide.



QUICK FACTS ABOUT DSS IN Clinton

MO HealthNet⁽¹⁾

Number of people enrolled for MO HealthNet services	2,095
MO HealthNet dollars spent in state fiscal year 2010 ⁽²⁾	\$14.3 mil
Estimated portion of \$14.3 mil that was federal dollars	\$9.0 mil
MO HealthNet dollars for inpatient hospital services	\$1.9 mil
MO HealthNet dollars for physician services	\$1.3 mil
MO HealthNet dollars for nursing home services	\$3.9 mil
MO HealthNet dollars for pharmacy services	\$1.7 mil
MO HealthNet dollars for managed care payments	\$64,157

Family Support

Child support collections (IV-D and non-IV-D)	\$4.0 mil
Average monthly temporary assistance families ⁽³⁾	82
Total temporary assistance payments ⁽³⁾	\$0.2 mil
Average monthly food stamp benefit recipients	1,899
Total food stamp benefits received	\$2.7 mil

Child Protection and Permanency

Children involved in hotline reports	239
Children with substantiated abuse or neglect	24
Children with family assessments	86
Average monthly children in foster care	24
Children adopted	4
Total Children's Services expenditures ⁽⁴⁾	\$0.9 mil
Average monthly children receiving subsidized child care	27
Child care expenditures	\$74,777

Youth Services

Youths Committed ⁽⁵⁾	5
Average monthly youths in DYS custody	8

(1) Does not include Women's Health Services.

(2) Does not include Buy-In for Medicare premiums.

(3) Includes Transitional Employment Benefit (TEB) cases.

(4) Payments to Performance Based Contractors are only included at the statewide level.

(5) Does not include eight (8) dual jurisdiction cases statewide.



QUICK FACTS ABOUT DSS IN Cole

MO HealthNet⁽¹⁾

Number of people enrolled for MO HealthNet services	10,293
MO HealthNet dollars spent in state fiscal year 2010 ⁽²⁾	\$60.5 mil
Estimated portion of \$60.5 mil that was federal dollars	\$38.3 mil
MO HealthNet dollars for inpatient hospital services	\$4.1 mil
MO HealthNet dollars for physician services	\$3.3 mil
MO HealthNet dollars for nursing home services	\$8.7 mil
MO HealthNet dollars for pharmacy services	\$6.9 mil
MO HealthNet dollars for managed care payments	\$15.6 mil

Family Support

Child support collections (IV-D and non-IV-D)	\$9.4 mil
Average monthly temporary assistance families ⁽³⁾	544
Total temporary assistance payments ⁽³⁾	\$1.5 mil
Average monthly food stamp benefit recipients	8,491
Total food stamp benefits received	\$13.1 mil

Child Protection and Permanency

Children involved in hotline reports	837
Children with substantiated abuse or neglect	20
Children with family assessments	379
Average monthly children in foster care	116
Children adopted	16
Total Children's Services expenditures ⁽⁴⁾	\$2.4 mil
Average monthly children receiving subsidized child care	385
Child care expenditures	\$1.4 mil

Youth Services

Youths Committed ⁽⁵⁾	13
Average monthly youths in DYS custody	20

(1) Does not include Women's Health Services.
 (2) Does not include Buy-In for Medicare premiums.
 (3) Includes Transitional Employment Benefit (TEB) cases.
 (4) Payments to Performance Based Contractors are only included at the statewide level.
 (5) Does not include eight (8) dual jurisdiction cases statewide.



QUICK FACTS ABOUT DSS IN Cooper

MO HealthNet⁽¹⁾

Number of people enrolled for MO HealthNet services	2,271
MO HealthNet dollars spent in state fiscal year 2010 ⁽²⁾	\$17.9 mil
Estimated portion of \$17.9 mil that was federal dollars	\$11.3 mil
MO HealthNet dollars for inpatient hospital services	\$0.8 mil
MO HealthNet dollars for physician services	\$0.8 mil
MO HealthNet dollars for nursing home services	\$3.7 mil
MO HealthNet dollars for pharmacy services	\$1.6 mil
MO HealthNet dollars for managed care payments	\$3.9 mil

Family Support

Child support collections (IV-D and non-IV-D)	\$2.6 mil
Average monthly temporary assistance families ⁽³⁾	96
Total temporary assistance payments ⁽³⁾	\$0.3 mil
Average monthly food stamp benefit recipients	2,323
Total food stamp benefits received	\$3.3 mil

Child Protection and Permanency

Children involved in hotline reports	214
Children with substantiated abuse or neglect	23
Children with family assessments	98
Average monthly children in foster care	24
Children adopted	0
Total Children's Services expenditures ⁽⁴⁾	\$0.2 mil
Average monthly children receiving subsidized child care	104
Child care expenditures	\$0.2 mil

Youth Services

Youths Committed ⁽⁵⁾	4
Average monthly youths in DYS custody	2

(1) Does not include Women's Health Services.
 (2) Does not include Buy-In for Medicare premiums.
 (3) Includes Transitional Employment Benefit (TEB) cases.
 (4) Payments to Performance Based Contractors are only included at the statewide level.
 (5) Does not include eight (8) dual jurisdiction cases statewide.



QUICK FACTS ABOUT DSS IN Crawford

MO HealthNet⁽¹⁾

Number of people enrolled for MO HealthNet services	4,997
MO HealthNet dollars spent in state fiscal year 2010 ⁽²⁾	\$33.7 mil
Estimated portion of \$33.7 mil that was federal dollars	\$21.4 mil
MO HealthNet dollars for inpatient hospital services	\$3.4 mil
MO HealthNet dollars for physician services	\$4.2 mil
MO HealthNet dollars for nursing home services	\$5.4 mil
MO HealthNet dollars for pharmacy services	\$6.4 mil
MO HealthNet dollars for managed care payments	\$0.2 mil

Family Support

Child support collections (IV-D and non-IV-D)	\$3.9 mil
Average monthly temporary assistance families ⁽³⁾	228
Total temporary assistance payments ⁽³⁾	\$0.6 mil
Average monthly food stamp benefit recipients	5,021
Total food stamp benefits received	\$7.3 mil

Child Protection and Permanency

Children involved in hotline reports	331
Children with substantiated abuse or neglect	20
Children with family assessments	170
Average monthly children in foster care	55
Children adopted	3
Total Children's Services expenditures ⁽⁴⁾	\$0.9 mil
Average monthly children receiving subsidized child care	71
Child care expenditures	\$0.2 mil

Youth Services

Youths Committed ⁽⁵⁾	12
Average monthly youths in DYS custody	16

(1) Does not include Women's Health Services.

(2) Does not include Buy-In for Medicare premiums.

(3) Includes Transitional Employment Benefit (TEB) cases.

(4) Payments to Performance Based Contractors are only included at the statewide level.

(5) Does not include eight (8) dual jurisdiction cases statewide.



QUICK FACTS ABOUT DSS IN Dade

MO HealthNet⁽¹⁾

Number of people enrolled for MO HealthNet services	1,427
MO HealthNet dollars spent in state fiscal year 2010 ⁽²⁾	\$7.7 mil
Estimated portion of \$7.7 mil that was federal dollars	\$4.9 mil
MO HealthNet dollars for inpatient hospital services	\$0.7 mil
MO HealthNet dollars for physician services	\$1.0 mil
MO HealthNet dollars for nursing home services	\$2.2 mil
MO HealthNet dollars for pharmacy services	\$1.4 mil
MO HealthNet dollars for managed care payments	\$22,350

Family Support

Child support collections (IV-D and non-IV-D)	\$1.2 mil
Average monthly temporary assistance families ⁽³⁾	52
Total temporary assistance payments ⁽³⁾	\$0.1 mil
Average monthly food stamp benefit recipients	1,297
Total food stamp benefits received	\$1.7 mil

Child Protection and Permanency

Children involved in hotline reports	331
Children with substantiated abuse or neglect	6
Children with family assessments	41
Average monthly children in foster care	8
Children adopted	2
Total Children's Services expenditures ⁽⁴⁾	\$0.3 mil
Average monthly children receiving subsidized child care	17
Child care expenditures	\$41,805

Youth Services

Youths Committed ⁽⁵⁾	0
Average monthly youths in DYS custody	0

(1) Does not include Women's Health Services.

(2) Does not include Buy-In for Medicare premiums.

(3) Includes Transitional Employment Benefit (TEB) cases.

(4) Payments to Performance Based Contractors are only included at the statewide level.

(5) Does not include eight (8) dual jurisdiction cases statewide.



QUICK FACTS ABOUT DSS IN Dallas

MO HealthNet⁽¹⁾

Number of people enrolled for MO HealthNet services	3,399
MO HealthNet dollars spent in state fiscal year 2010 ⁽²⁾	\$19.9 mil
Estimated portion of \$19.9 mil that was federal dollars	\$12.6 mil
MO HealthNet dollars for inpatient hospital services	\$1.8 mil
MO HealthNet dollars for physician services	\$3.1 mil
MO HealthNet dollars for nursing home services	\$3.5 mil
MO HealthNet dollars for pharmacy services	\$4.3 mil
MO HealthNet dollars for managed care payments	\$91,385

Family Support

Child support collections (IV-D and non-IV-D)	\$2.5 mil
Average monthly temporary assistance families ⁽³⁾	177
Total temporary assistance payments ⁽³⁾	\$0.5 mil
Average monthly food stamp benefit recipients	3,359
Total food stamp benefits received	\$4.7 mil

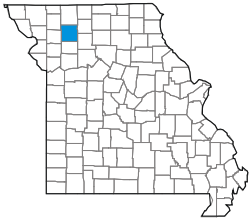
Child Protection and Permanency

Children involved in hotline reports	364
Children with substantiated abuse or neglect	28
Children with family assessments	152
Average monthly children in foster care	29
Children adopted	0
Total Children's Services expenditures ⁽⁴⁾	\$0.4 mil
Average monthly children receiving subsidized child care	63
Child care expenditures	\$0.1 mil

Youth Services

Youths Committed ⁽⁵⁾	1
Average monthly youths in DYS custody	7

(1) Does not include Women's Health Services.
 (2) Does not include Buy-In for Medicare premiums.
 (3) Includes Transitional Employment Benefit (TEB) cases.
 (4) Payments to Performance Based Contractors are only included at the statewide level.
 (5) Does not include eight (8) dual jurisdiction cases statewide.



QUICK FACTS ABOUT DSS IN Daviess

MO HealthNet⁽¹⁾

Number of people enrolled for MO HealthNet services	1,165
MO HealthNet dollars spent in state fiscal year 2010 ⁽²⁾	\$6.1 mil
Estimated portion of \$6.1 mil that was federal dollars	\$3.9 mil
MO HealthNet dollars for inpatient hospital services	\$1.2 mil
MO HealthNet dollars for physician services	\$0.8 mil
MO HealthNet dollars for nursing home services	\$0.5 mil
MO HealthNet dollars for pharmacy services	\$0.9 mil
MO HealthNet dollars for managed care payments	\$15,637

Family Support

Child support collections (IV-D and non-IV-D)	\$1.7 mil
Average monthly temporary assistance families ⁽³⁾	39
Total temporary assistance payments ⁽³⁾	\$0.1 mil
Average monthly food stamp benefit recipients	1,015
Total food stamp benefits received	\$1.4 mil

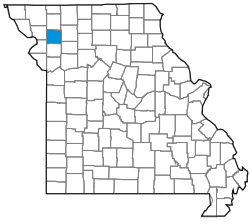
Child Protection and Permanency

Children involved in hotline reports	130
Children with substantiated abuse or neglect	22
Children with family assessments	44
Average monthly children in foster care	5
Children adopted	0
Total Children's Services expenditures ⁽⁴⁾	\$30,688
Average monthly children receiving subsidized child care	9
Child care expenditures	\$16,090

Youth Services

Youths Committed ⁽⁵⁾	5
Average monthly youths in DYS custody	4

(1) Does not include Women's Health Services.
 (2) Does not include Buy-In for Medicare premiums.
 (3) Includes Transitional Employment Benefit (TEB) cases.
 (4) Payments to Performance Based Contractors are only included at the statewide level.
 (5) Does not include eight (8) dual jurisdiction cases statewide.



QUICK FACTS ABOUT DSS IN DeKalb

MO HealthNet⁽¹⁾

Number of people enrolled for MO HealthNet services	1,212
MO HealthNet dollars spent in state fiscal year 2010 ⁽²⁾	\$10.0 mil
Estimated portion of \$10.0 mil that was federal dollars	\$6.3 mil
MO HealthNet dollars for inpatient hospital services	\$1.3 mil
MO HealthNet dollars for physician services	\$0.9 mil
MO HealthNet dollars for nursing home services	\$1.7 mil
MO HealthNet dollars for pharmacy services	\$1.5 mil
MO HealthNet dollars for managed care payments	\$10,548

Family Support

Child support collections (IV-D and non-IV-D)	\$1.7 mil
Average monthly temporary assistance families ⁽³⁾	36
Total temporary assistance payments ⁽³⁾	\$0.1 mil
Average monthly food stamp benefit recipients	1,072
Total food stamp benefits received	\$1.5 mil

Child Protection and Permanency

Children involved in hotline reports	106
Children with substantiated abuse or neglect	9
Children with family assessments	46
Average monthly children in foster care	12
Children adopted	0
Total Children's Services expenditures ⁽⁴⁾	\$0.1 mil
Average monthly children receiving subsidized child care	16
Child care expenditures	\$44,063

Youth Services

Youths Committed ⁽⁵⁾	3
Average monthly youths in DYS custody	5

(1) Does not include Women's Health Services.
 (2) Does not include Buy-In for Medicare premiums.
 (3) Includes Transitional Employment Benefit (TEB) cases.
 (4) Payments to Performance Based Contractors are only included at the statewide level.
 (5) Does not include eight (8) dual jurisdiction cases statewide.



QUICK FACTS ABOUT DSS IN Dent

MO HealthNet⁽¹⁾	
Number of people enrolled for MO HealthNet services	3,675
MO HealthNet dollars spent in state fiscal year 2010 ⁽²⁾	\$27.5 mil
Estimated portion of \$27.5 mil that was federal dollars	\$17.4 mil
MO HealthNet dollars for inpatient hospital services	\$3.4 mil
MO HealthNet dollars for physician services	\$3.0 mil
MO HealthNet dollars for nursing home services	\$3.4 mil
MO HealthNet dollars for pharmacy services	\$3.9 mil
MO HealthNet dollars for managed care payments	\$58,234
Family Support	
Child support collections (IV-D and non-IV-D)	\$2.3 mil
Average monthly temporary assistance families ⁽³⁾	121
Total temporary assistance payments ⁽³⁾	\$0.3 mil
Average monthly food stamp benefit recipients	3,329
Total food stamp benefits received	\$4.7 mil
Child Protection and Permanency	
Children involved in hotline reports	293
Children with substantiated abuse or neglect	10
Children with family assessments	149
Average monthly children in foster care	30
Children adopted	11
Total Children's Services expenditures ⁽⁴⁾	\$0.9 mil
Average monthly children receiving subsidized child care	40
Child care expenditures	\$69,947
Youth Services	
Youths Committed ⁽⁵⁾	5
Average monthly youths in DYS custody	6

SFY-2010

(1) Does not include Women's Health Services.
 (2) Does not include Buy-In for Medicare premiums.
 (3) Includes Transitional Employment Benefit (TEB) cases.
 (4) Payments to Performance Based Contractors are only included at the statewide level.
 (5) Does not include eight (8) dual jurisdiction cases statewide.



QUICK FACTS ABOUT DSS IN Douglas

MO HealthNet⁽¹⁾

Number of people enrolled for MO HealthNet services	3,270
MO HealthNet dollars spent in state fiscal year 2010 ⁽²⁾	\$14.6 mil
Estimated portion of \$14.6 mil that was federal dollars	\$9.2 mil
MO HealthNet dollars for inpatient hospital services	\$1.4 mil
MO HealthNet dollars for physician services	\$2.8 mil
MO HealthNet dollars for nursing home services	\$1.7 mil
MO HealthNet dollars for pharmacy services	\$3.1 mil
MO HealthNet dollars for managed care payments	\$9,167

Family Support

Child support collections (IV-D and non-IV-D)	\$2.0 mil
Average monthly temporary assistance families ⁽³⁾	124
Total temporary assistance payments ⁽³⁾	\$0.3 mil
Average monthly food stamp benefit recipients	3,074
Total food stamp benefits received	\$4.4 mil

Child Protection and Permanency

Children involved in hotline reports	199
Children with substantiated abuse or neglect	24
Children with family assessments	87
Average monthly children in foster care	20
Children adopted	0
Total Children's Services expenditures ⁽⁴⁾	\$0.3 mil
Average monthly children receiving subsidized child care	24
Child care expenditures	\$40,710

Youth Services

Youths Committed ⁽⁵⁾	0
Average monthly youths in DYS custody	1

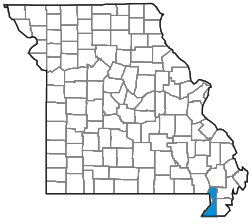
(1) Does not include Women's Health Services.

(2) Does not include Buy-In for Medicare premiums.

(3) Includes Transitional Employment Benefit (TEB) cases.

(4) Payments to Performance Based Contractors are only included at the statewide level.

(5) Does not include eight (8) dual jurisdiction cases statewide.



QUICK FACTS ABOUT DSS IN Dunklin

MO HealthNet⁽¹⁾

Number of people enrolled for MO HealthNet services	10,547
MO HealthNet dollars spent in state fiscal year 2010 ⁽²⁾	\$101.9 mil
Estimated portion of \$101.9 mil that was federal dollars	\$64.5 mil
MO HealthNet dollars for inpatient hospital services	\$10.6 mil
MO HealthNet dollars for physician services	\$10.8 mil
MO HealthNet dollars for nursing home services	\$13.0 mil
MO HealthNet dollars for pharmacy services	\$18.0 mil
MO HealthNet dollars for managed care payments	\$14,561

Family Support

Child support collections (IV-D and non-IV-D)	\$5.5 mil
Average monthly temporary assistance families ⁽³⁾	600
Total temporary assistance payments ⁽³⁾	\$1.6 mil
Average monthly food stamp benefit recipients	9,955
Total food stamp benefits received	\$14.1 mil

Child Protection and Permanency

Children involved in hotline reports	810
Children with substantiated abuse or neglect	63
Children with family assessments	376
Average monthly children in foster care	93
Children adopted	7
Total Children's Services expenditures ⁽⁴⁾	\$0.9 mil
Average monthly children receiving subsidized child care	239
Child care expenditures	\$0.5 mil

Youth Services

Youths Committed ⁽⁵⁾	5
Average monthly youths in DYS custody	9

(1) Does not include Women's Health Services.
 (2) Does not include Buy-In for Medicare premiums.
 (3) Includes Transitional Employment Benefit (TEB) cases.
 (4) Payments to Performance Based Contractors are only included at the statewide level.
 (5) Does not include eight (8) dual jurisdiction cases statewide.



QUICK FACTS ABOUT DSS IN Franklin

MO HealthNet⁽¹⁾

Number of people enrolled for MO HealthNet services	11,416
MO HealthNet dollars spent in state fiscal year 2010 ⁽²⁾	\$76.4 mil
Estimated portion of \$76.4 mil that was federal dollars	\$48.4 mil
MO HealthNet dollars for inpatient hospital services	\$5.5 mil
MO HealthNet dollars for physician services	\$4.4 mil
MO HealthNet dollars for nursing home services	\$12.0 mil
MO HealthNet dollars for pharmacy services	\$11.1 mil
MO HealthNet dollars for managed care payments	\$21.1 mil

Family Support

Child support collections (IV-D and non-IV-D)	\$12.4 mil
Average monthly temporary assistance families ⁽³⁾	409
Total temporary assistance payments ⁽³⁾	\$1.2 mil
Average monthly food stamp benefit recipients	11,836
Total food stamp benefits received	\$17.4 mil

Child Protection and Permanency

Children involved in hotline reports	1,302
Children with substantiated abuse or neglect	99
Children with family assessments	536
Average monthly children in foster care	153
Children adopted	17
Total Children's Services expenditures ⁽⁴⁾	\$2.5 mil
Average monthly children receiving subsidized child care	360
Child care expenditures	\$1.2 mil

Youth Services

Youths Committed ⁽⁵⁾	14
Average monthly youths in DYS custody	23

(1) Does not include Women's Health Services.

(2) Does not include Buy-In for Medicare premiums.

(3) Includes Transitional Employment Benefit (TEB) cases.

(4) Payments to Performance Based Contractors are only included at the statewide level.

(5) Does not include eight (8) dual jurisdiction cases statewide.



QUICK FACTS ABOUT DSS IN Gasconade

MO HealthNet⁽¹⁾

Number of people enrolled for MO HealthNet services	1,897
MO HealthNet dollars spent in state fiscal year 2010 ⁽²⁾	\$16.7 mil
Estimated portion of \$16.7 mil that was federal dollars	\$10.6 mil
MO HealthNet dollars for inpatient hospital services	\$1.5 mil
MO HealthNet dollars for physician services	\$0.9 mil
MO HealthNet dollars for nursing home services	\$5.0 mil
MO HealthNet dollars for pharmacy services	\$2.0 mil
MO HealthNet dollars for managed care payments	\$2.9 mil

Family Support

Child support collections (IV-D and non-IV-D)	\$2.2 mil
Average monthly temporary assistance families ⁽³⁾	40
Total temporary assistance payments ⁽³⁾	\$0.1 mil
Average monthly food stamp benefit recipients	1,846
Total food stamp benefits received	\$2.6 mil

Child Protection and Permanency

Children involved in hotline reports	208
Children with substantiated abuse or neglect	7
Children with family assessments	96
Average monthly children in foster care	14
Children adopted	2
Total Children's Services expenditures ⁽⁴⁾	\$0.2 mil
Average monthly children receiving subsidized child care	48
Child care expenditures	\$83,261

Youth Services

Youths Committed ⁽⁵⁾	1
Average monthly youths in DYS custody	2

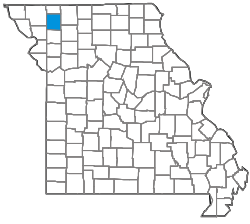
(1) Does not include Women's Health Services.

(2) Does not include Buy-In for Medicare premiums.

(3) Includes Transitional Employment Benefit (TEB) cases.

(4) Payments to Performance Based Contractors are only included at the statewide level.

(5) Does not include eight (8) dual jurisdiction cases statewide.



QUICK FACTS ABOUT DSS IN Gentry

MO HealthNet⁽¹⁾	
Number of people enrolled for MO HealthNet services	902
MO HealthNet dollars spent in state fiscal year 2010 ⁽²⁾	\$12.2 mil
Estimated portion of \$12.2 mil that was federal dollars	\$7.7 mil
MO HealthNet dollars for inpatient hospital services	\$0.9 mil
MO HealthNet dollars for physician services	\$0.6 mil
MO HealthNet dollars for nursing home services	\$2.4 mil
MO HealthNet dollars for pharmacy services	\$1.1 mil
MO HealthNet dollars for managed care payments	\$4,285
Family Support	
Child support collections (IV-D and non-IV-D)	\$1.0 mil
Average monthly temporary assistance families ⁽³⁾	24
Total temporary assistance payments ⁽³⁾	\$62,340
Average monthly food stamp benefit recipients	653
Total food stamp benefits received	\$0.8 mil
Child Protection and Permanency	
Children involved in hotline reports	86
Children with substantiated abuse or neglect	8
Children with family assessments	44
Average monthly children in foster care	7
Children adopted	0
Total Children's Services expenditures ⁽⁴⁾	\$36,900
Average monthly children receiving subsidized child care	16
Child care expenditures	\$23,483
Youth Services	
Youths Committed ⁽⁵⁾	1
Average monthly youths in DYS custody	2

SFY-2010

(1) Does not include Women's Health Services.
 (2) Does not include Buy-In for Medicare premiums.
 (3) Includes Transitional Employment Benefit (TEB) cases.
 (4) Payments to Performance Based Contractors are only included at the statewide level.
 (5) Does not include eight (8) dual jurisdiction cases statewide.



QUICK FACTS ABOUT DSS IN Greene

MO HealthNet⁽¹⁾

Number of people enrolled for MO HealthNet services	38,671
MO HealthNet dollars spent in state fiscal year 2010 ⁽²⁾	\$253.1 mil
Estimated portion of \$253.1 mil that was federal dollars	\$160.2 mil
MO HealthNet dollars for inpatient hospital services	\$31.3 mil
MO HealthNet dollars for physician services	\$27.9 mil
MO HealthNet dollars for nursing home services	\$36.4 mil
MO HealthNet dollars for pharmacy services	\$43.2 mil
MO HealthNet dollars for managed care payments	\$0.4 mil

Family Support

Child support collections (IV-D and non-IV-D)	\$36.8 mil
Average monthly temporary assistance families ⁽³⁾	1,764
Total temporary assistance payments ⁽³⁾	\$5.1 mil
Average monthly food stamp benefit recipients	38,603
Total food stamp benefits received	\$58.3 mil

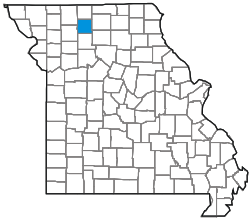
Child Protection and Permanency

Children involved in hotline reports	4,649
Children with substantiated abuse or neglect	229
Children with family assessments	3,267
Average monthly children in foster care	786
Children adopted	113
Total Children's Services expenditures ⁽⁴⁾	\$10.2 mil
Average monthly children receiving subsidized child care	1,492
Child care expenditures	\$5.1 mil

Youth Services

Youths Committed ⁽⁵⁾	42
Average monthly youths in DYS custody	55

(1) Does not include Women's Health Services.
 (2) Does not include Buy-In for Medicare premiums.
 (3) Includes Transitional Employment Benefit (TEB) cases.
 (4) Payments to Performance Based Contractors are only included at the statewide level.
 (5) Does not include eight (8) dual jurisdiction cases statewide.

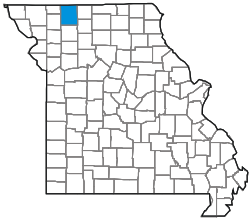


QUICK FACTS ABOUT DSS IN Grundy

MO HealthNet⁽¹⁾	
Number of people enrolled for MO HealthNet services	1,739
MO HealthNet dollars spent in state fiscal year 2010 ⁽²⁾	\$13.8 mil
Estimated portion of \$13.8 mil that was federal dollars	\$8.7 mil
MO HealthNet dollars for inpatient hospital services	\$1.8 mil
MO HealthNet dollars for physician services	\$1.0 mil
MO HealthNet dollars for nursing home services	\$3.4 mil
MO HealthNet dollars for pharmacy services	\$1.8 mil
MO HealthNet dollars for managed care payments	\$17,130
Family Support	
Child support collections (IV-D and non-IV-D)	\$1.9 mil
Average monthly temporary assistance families ⁽³⁾	60
Total temporary assistance payments ⁽³⁾	\$0.2 mil
Average monthly food stamp benefit recipients	1,534
Total food stamp benefits received	\$2.0 mil
Child Protection and Permanency	
Children involved in hotline reports	199
Children with substantiated abuse or neglect	15
Children with family assessments	118
Average monthly children in foster care	26
Children adopted	0
Total Children's Services expenditures ⁽⁴⁾	\$0.4 mil
Average monthly children receiving subsidized child care	51
Child care expenditures	\$76,667
Youth Services	
Youths Committed ⁽⁵⁾	1
Average monthly youths in DYS custody	3

SFY-2010

(1) Does not include Women's Health Services.
 (2) Does not include Buy-In for Medicare premiums.
 (3) Includes Transitional Employment Benefit (TEB) cases.
 (4) Payments to Performance Based Contractors are only included at the statewide level.
 (5) Does not include eight (8) dual jurisdiction cases statewide.



QUICK FACTS ABOUT DSS IN Harrison

MO HealthNet⁽¹⁾

Number of people enrolled for MO HealthNet services	1,633
MO HealthNet dollars spent in state fiscal year 2010 ⁽²⁾	\$12.8 mil
Estimated portion of \$12.8 mil that was federal dollars	\$8.1 mil
MO HealthNet dollars for inpatient hospital services	\$1.4 mil
MO HealthNet dollars for physician services	\$1.1 mil
MO HealthNet dollars for nursing home services	\$2.7 mil
MO HealthNet dollars for pharmacy services	\$1.3 mil
MO HealthNet dollars for managed care payments	\$6,520

Family Support

Child support collections (IV-D and non-IV-D)	\$1.4 mil
Average monthly temporary assistance families ⁽³⁾	45
Total temporary assistance payments ⁽³⁾	\$0.1 mil
Average monthly food stamp benefit recipients	1,413
Total food stamp benefits received	\$2.0 mil

Child Protection and Permanency

Children involved in hotline reports	92
Children with substantiated abuse or neglect	12
Children with family assessments	41
Average monthly children in foster care	11
Children adopted	3
Total Children's Services expenditures ⁽⁴⁾	\$85,983
Average monthly children receiving subsidized child care	29
Child care expenditures	\$50,662

Youth Services

Youths Committed ⁽⁵⁾	1
Average monthly youths in DYS custody	2

(1) Does not include Women's Health Services.
 (2) Does not include Buy-In for Medicare premiums.
 (3) Includes Transitional Employment Benefit (TEB) cases.
 (4) Payments to Performance Based Contractors are only included at the statewide level.
 (5) Does not include eight (8) dual jurisdiction cases statewide.



QUICK FACTS ABOUT DSS IN Henry

MO HealthNet⁽¹⁾

Number of people enrolled for MO HealthNet services	4,054
MO HealthNet dollars spent in state fiscal year 2010 ⁽²⁾	\$28.5 mil
Estimated portion of \$28.5 mil that was federal dollars	\$18.1 mil
MO HealthNet dollars for inpatient hospital services	\$1.5 mil
MO HealthNet dollars for physician services	\$1.8 mil
MO HealthNet dollars for nursing home services	\$4.0 mil
MO HealthNet dollars for pharmacy services	\$4.3 mil
MO HealthNet dollars for managed care payments	\$6.4 mil

Family Support

Child support collections (IV-D and non-IV-D)	\$3.4 mil
Average monthly temporary assistance families ⁽³⁾	195
Total temporary assistance payments ⁽³⁾	\$0.6 mil
Average monthly food stamp benefit recipients	3,937
Total food stamp benefits received	\$5.6 mil

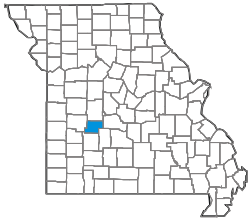
Child Protection and Permanency

Children involved in hotline reports	375
Children with substantiated abuse or neglect	19
Children with family assessments	240
Average monthly children in foster care	32
Children adopted	1
Total Children's Services expenditures ⁽⁴⁾	\$0.6 mil
Average monthly children receiving subsidized child care	137
Child care expenditures	\$0.3 mil

Youth Services

Youths Committed ⁽⁵⁾	2
Average monthly youths in DYS custody	2

(1) Does not include Women's Health Services.
 (2) Does not include Buy-In for Medicare premiums.
 (3) Includes Transitional Employment Benefit (TEB) cases.
 (4) Payments to Performance Based Contractors are only included at the statewide level.
 (5) Does not include eight (8) dual jurisdiction cases statewide.

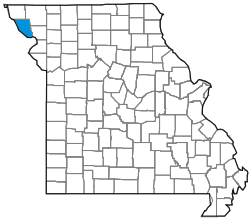


QUICK FACTS ABOUT DSS IN Hickory

MO HealthNet⁽¹⁾	
Number of people enrolled for MO HealthNet services	1,706
MO HealthNet dollars spent in state fiscal year 2010 ⁽²⁾	\$10.4 mil
Estimated portion of \$10.4 mil that was federal dollars	\$6.6 mil
MO HealthNet dollars for inpatient hospital services	\$0.9 mil
MO HealthNet dollars for physician services	\$1.5 mil
MO HealthNet dollars for nursing home services	\$1.4 mil
MO HealthNet dollars for pharmacy services	\$1.9 mil
MO HealthNet dollars for managed care payments	\$48,391
Family Support	
Child support collections (IV-D and non-IV-D)	\$1.1 mil
Average monthly temporary assistance families ⁽³⁾	55
Total temporary assistance payments ⁽³⁾	\$0.2 mil
Average monthly food stamp benefit recipients	1,641
Total food stamp benefits received	\$2.3 mil
Child Protection and Permanency	
Children involved in hotline reports	119
Children with substantiated abuse or neglect	6
Children with family assessments	59
Average monthly children in foster care	12
Children adopted	0
Total Children's Services expenditures ⁽⁴⁾	\$0.1 mil
Average monthly children receiving subsidized child care	29
Child care expenditures	\$48,091
Youth Services	
Youths Committed ⁽⁵⁾	1
Average monthly youths in DYS custody	2

SFY-2010

(1) Does not include Women's Health Services.
 (2) Does not include Buy-In for Medicare premiums.
 (3) Includes Transitional Employment Benefit (TEB) cases.
 (4) Payments to Performance Based Contractors are only included at the statewide level.
 (5) Does not include eight (8) dual jurisdiction cases statewide.



QUICK FACTS ABOUT DSS IN Holt

MO HealthNet⁽¹⁾	
Number of people enrolled for MO HealthNet services	622
MO HealthNet dollars spent in state fiscal year 2010 ⁽²⁾	\$5.5 mil
Estimated portion of \$5.5 mil that was federal dollars	\$3.5 mil
MO HealthNet dollars for inpatient hospital services	\$0.8 mil
MO HealthNet dollars for physician services	\$0.5 mil
MO HealthNet dollars for nursing home services	\$1.8 mil
MO HealthNet dollars for pharmacy services	\$0.7 mil
MO HealthNet dollars for managed care payments	\$3,917
Family Support	
Child support collections (IV-D and non-IV-D)	\$0.8 mil
Average monthly temporary assistance families ⁽³⁾	18
Total temporary assistance payments ⁽³⁾	\$52,932
Average monthly food stamp benefit recipients	471
Total food stamp benefits received	\$0.6 mil
Child Protection and Permanency	
Children involved in hotline reports	68
Children with substantiated abuse or neglect	0
Children with family assessments	43
Average monthly children in foster care	7
Children adopted	0
Total Children's Services expenditures ⁽⁴⁾	\$43,495
Average monthly children receiving subsidized child care	4
Child care expenditures	\$5,431
Youth Services	
Youths Committed ⁽⁵⁾	1
Average monthly youths in DYS custody	1

SFY-2010

(1) Does not include Women's Health Services.
 (2) Does not include Buy-In for Medicare premiums.
 (3) Includes Transitional Employment Benefit (TEB) cases.
 (4) Payments to Performance Based Contractors are only included at the statewide level.
 (5) Does not include eight (8) dual jurisdiction cases statewide.



QUICK FACTS ABOUT DSS IN Howard

MO HealthNet⁽¹⁾

Number of people enrolled for MO HealthNet services	1,520
MO HealthNet dollars spent in state fiscal year 2010 ⁽²⁾	\$12.9 mil
Estimated portion of \$12.9 mil that was federal dollars	\$8.2 mil
MO HealthNet dollars for inpatient hospital services	\$0.7 mil
MO HealthNet dollars for physician services	\$0.5 mil
MO HealthNet dollars for nursing home services	\$1.9 mil
MO HealthNet dollars for pharmacy services	\$1.3 mil
MO HealthNet dollars for managed care payments	\$2.4 mil

Family Support

Child support collections (IV-D and non-IV-D)	\$1.5 mil
Average monthly temporary assistance families ⁽³⁾	49
Total temporary assistance payments ⁽³⁾	\$0.1 mil
Average monthly food stamp benefit recipients	1,243
Total food stamp benefits received	\$1.7 mil

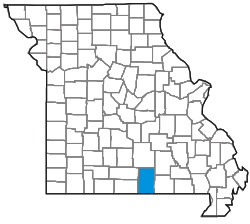
Child Protection and Permanency

Children involved in hotline reports	105
Children with substantiated abuse or neglect	12
Children with family assessments	51
Average monthly children in foster care	4
Children adopted	0
Total Children's Services expenditures ⁽⁴⁾	\$0.1 mil
Average monthly children receiving subsidized child care	24
Child care expenditures	\$51,524

Youth Services

Youths Committed ⁽⁵⁾	0
Average monthly youths in DYS custody	0

(1) Does not include Women's Health Services.
 (2) Does not include Buy-In for Medicare premiums.
 (3) Includes Transitional Employment Benefit (TEB) cases.
 (4) Payments to Performance Based Contractors are only included at the statewide level.
 (5) Does not include eight (8) dual jurisdiction cases statewide.



QUICK FACTS ABOUT DSS IN Howell

MO HealthNet⁽¹⁾

Number of people enrolled for MO HealthNet services	9,268
MO HealthNet dollars spent in state fiscal year 2010 ⁽²⁾	\$56.6 mil
Estimated portion of \$56.6 mil that was federal dollars	\$35.8 mil
MO HealthNet dollars for inpatient hospital services	\$6.1 mil
MO HealthNet dollars for physician services	\$9.5 mil
MO HealthNet dollars for nursing home services	\$11.8 mil
MO HealthNet dollars for pharmacy services	\$8.5 mil
MO HealthNet dollars for managed care payments	\$40,307

Family Support

Child support collections (IV-D and non-IV-D)	\$6.6 mil
Average monthly temporary assistance families ⁽³⁾	404
Total temporary assistance payments ⁽³⁾	\$1.1 mil
Average monthly food stamp benefit recipients	8,947
Total food stamp benefits received	\$12.5 mil

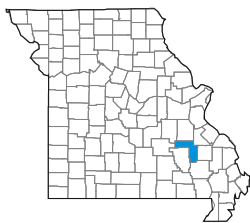
Child Protection and Permanency

Children involved in hotline reports	929
Children with substantiated abuse or neglect	89
Children with family assessments	371
Average monthly children in foster care	77
Children adopted	1
Total Children's Services expenditures ⁽⁴⁾	\$1.6 mil
Average monthly children receiving subsidized child care	236
Child care expenditures	\$0.5 mil

Youth Services

Youths Committed ⁽⁵⁾	3
Average monthly youths in DYS custody	5

(1) Does not include Women's Health Services.
 (2) Does not include Buy-In for Medicare premiums.
 (3) Includes Transitional Employment Benefit (TEB) cases.
 (4) Payments to Performance Based Contractors are only included at the statewide level.
 (5) Does not include eight (8) dual jurisdiction cases statewide.



QUICK FACTS ABOUT DSS IN Iron

MO HealthNet⁽¹⁾

Number of people enrolled for MO HealthNet services	2,486
MO HealthNet dollars spent in state fiscal year 2010 ⁽²⁾	\$24.1 mil
Estimated portion of \$24.1 mil that was federal dollars	\$15.3 mil
MO HealthNet dollars for inpatient hospital services	\$2.0 mil
MO HealthNet dollars for physician services	\$2.3 mil
MO HealthNet dollars for nursing home services	\$3.4 mil
MO HealthNet dollars for pharmacy services	\$4.8 mil
MO HealthNet dollars for managed care payments	\$87,550

Family Support

Child support collections (IV-D and non-IV-D)	\$1.8 mil
Average monthly temporary assistance families ⁽³⁾	90
Total temporary assistance payments ⁽³⁾	\$0.2 mil
Average monthly food stamp benefit recipients	2,409
Total food stamp benefits received	\$3.3 mil

Child Protection and Permanency

Children involved in hotline reports	173
Children with substantiated abuse or neglect	6
Children with family assessments	74
Average monthly children in foster care	21
Children adopted	0
Total Children's Services expenditures ⁽⁴⁾	\$0.2 mil
Average monthly children receiving subsidized child care	16
Child care expenditures	\$30,022

Youth Services

Youths Committed ⁽⁵⁾	2
Average monthly youths in DYS custody	2

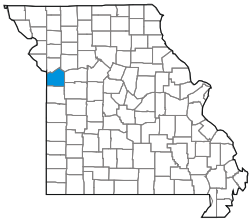
(1) Does not include Women's Health Services.

(2) Does not include Buy-In for Medicare premiums.

(3) Includes Transitional Employment Benefit (TEB) cases.

(4) Payments to Performance Based Contractors are only included at the statewide level.

(5) Does not include eight (8) dual jurisdiction cases statewide.



QUICK FACTS ABOUT DSS IN Jackson

MO HealthNet⁽¹⁾

Number of people enrolled for MO HealthNet services	110,445
MO HealthNet dollars spent in state fiscal year 2010 ⁽²⁾	\$779.0 mil
Estimated portion of \$779.0 mil that was federal dollars	\$493.0 mil
MO HealthNet dollars for inpatient hospital services	\$67.0 mil
MO HealthNet dollars for physician services	\$52.7 mil
MO HealthNet dollars for nursing home services	\$108.8 mil
MO HealthNet dollars for pharmacy services	\$93.7 mil
MO HealthNet dollars for managed care payments	\$213.0 mil

Family Support

Child support collections (IV-D and non-IV-D)	\$104.9 mil
Average monthly temporary assistance families ⁽³⁾	6,932
Total temporary assistance payments ⁽³⁾	\$19.5 mil
Average monthly food stamp benefit recipients	115,608
Total food stamp benefits received	\$184.9 mil

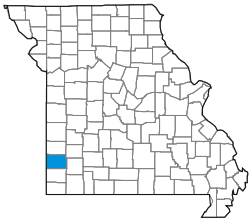
Child Protection and Permanency

Children involved in hotline reports	8,737
Children with substantiated abuse or neglect	614
Children with family assessments	4,447
Average monthly children in foster care	1,262
Children adopted	196
Total Children's Services expenditures ⁽⁴⁾	\$30.8 mil
Average monthly children receiving subsidized child care	6,692
Child care expenditures	\$26.5 mil

Youth Services

Youths Committed ⁽⁵⁾	49
Average monthly youths in DYS custody	78

(1) Does not include Women's Health Services.
 (2) Does not include Buy-In for Medicare premiums.
 (3) Includes Transitional Employment Benefit (TEB) cases.
 (4) Payments to Performance Based Contractors are only included at the statewide level.
 (5) Does not include eight (8) dual jurisdiction cases statewide.



QUICK FACTS ABOUT DSS IN Jasper

MO HealthNet⁽¹⁾

Number of people enrolled for MO HealthNet services	22,340
MO HealthNet dollars spent in state fiscal year 2010 ⁽²⁾	\$137.1 mil
Estimated portion of \$137.1 mil that was federal dollars	\$86.8 mil
MO HealthNet dollars for inpatient hospital services	\$19.8 mil
MO HealthNet dollars for physician services	\$15.2 mil
MO HealthNet dollars for nursing home services	\$17.7 mil
MO HealthNet dollars for pharmacy services	\$25.0 mil
MO HealthNet dollars for managed care payments	\$70,510

Family Support

Child support collections (IV-D and non-IV-D)	\$20.0 mil
Average monthly temporary assistance families ⁽³⁾	914
Total temporary assistance payments ⁽³⁾	\$2.7 mil
Average monthly food stamp benefit recipients	21,170
Total food stamp benefits received	\$31.1 mil

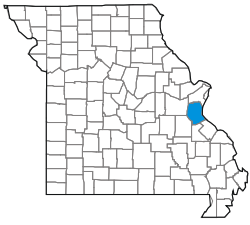
Child Protection and Permanency

Children involved in hotline reports	2,253
Children with substantiated abuse or neglect	118
Children with family assessments	1,073
Average monthly children in foster care	409
Children adopted	47
Total Children's Services expenditures ⁽⁴⁾	\$7.2 mil
Average monthly children receiving subsidized child care	478
Child care expenditures	\$1.3 mil

Youth Services

Youths Committed ⁽⁵⁾	67
Average monthly youths in DYS custody	81

(1) Does not include Women's Health Services.
 (2) Does not include Buy-In for Medicare premiums.
 (3) Includes Transitional Employment Benefit (TEB) cases.
 (4) Payments to Performance Based Contractors are only included at the statewide level.
 (5) Does not include eight (8) dual jurisdiction cases statewide.



QUICK FACTS ABOUT DSS IN Jefferson

MO HealthNet⁽¹⁾

Number of people enrolled for MO HealthNet services	23,561
MO HealthNet dollars spent in state fiscal year 2010 ⁽²⁾	\$163.2 mil
Estimated portion of \$163.2 mil that was federal dollars	\$103.3 mil
MO HealthNet dollars for inpatient hospital services	\$12.2 mil
MO HealthNet dollars for physician services	\$9.6 mil
MO HealthNet dollars for nursing home services	\$28.5 mil
MO HealthNet dollars for pharmacy services	\$22.3 mil
MO HealthNet dollars for managed care payments	\$44.2 mil

Family Support

Child support collections (IV-D and non-IV-D)	\$28.8 mil
Average monthly temporary assistance families ⁽³⁾	860
Total temporary assistance payments ⁽³⁾	\$2.4 mil
Average monthly food stamp benefit recipients	23,926
Total food stamp benefits received	\$36.0 mil

Child Protection and Permanency

Children involved in hotline reports	2,102
Children with substantiated abuse or neglect	229
Children with family assessments	1,223
Average monthly children in foster care	429
Children adopted	39
Total Children's Services expenditures ⁽⁴⁾	\$4.7 mil
Average monthly children receiving subsidized child care	930
Child care expenditures	\$3.4 mil

Youth Services

Youths Committed ⁽⁵⁾	59
Average monthly youths in DYS custody	60

(1) Does not include Women's Health Services.

(2) Does not include Buy-In for Medicare premiums.

(3) Includes Transitional Employment Benefit (TEB) cases.

(4) Payments to Performance Based Contractors are only included at the statewide level.

(5) Does not include eight (8) dual jurisdiction cases statewide.



QUICK FACTS ABOUT DSS IN Johnson

MO HealthNet⁽¹⁾

Number of people enrolled for MO HealthNet services	5,537
MO HealthNet dollars spent in state fiscal year 2010 ⁽²⁾	\$40.0 mil
Estimated portion of \$40.0 mil that was federal dollars	\$25.3 mil
MO HealthNet dollars for inpatient hospital services	\$2.4 mil
MO HealthNet dollars for physician services	\$2.2 mil
MO HealthNet dollars for nursing home services	\$5.9 mil
MO HealthNet dollars for pharmacy services	\$6.2 mil
MO HealthNet dollars for managed care payments	\$10.6 mil

Family Support

Child support collections (IV-D and non-IV-D)	\$7.4 mil
Average monthly temporary assistance families ⁽³⁾	257
Total temporary assistance payments ⁽³⁾	\$0.7 mil
Average monthly food stamp benefit recipients	5,502
Total food stamp benefits received	\$8.2 mil

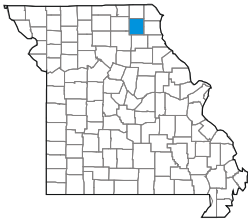
Child Protection and Permanency

Children involved in hotline reports	517
Children with substantiated abuse or neglect	29
Children with family assessments	241
Average monthly children in foster care	73
Children adopted	2
Total Children's Services expenditures ⁽⁴⁾	\$1.9 mil
Average monthly children receiving subsidized child care	262
Child care expenditures	\$0.9 mil

Youth Services

Youths Committed ⁽⁵⁾	1
Average monthly youths in DYS custody	3

(1) Does not include Women's Health Services.
 (2) Does not include Buy-In for Medicare premiums.
 (3) Includes Transitional Employment Benefit (TEB) cases.
 (4) Payments to Performance Based Contractors are only included at the statewide level.
 (5) Does not include eight (8) dual jurisdiction cases statewide.



QUICK FACTS ABOUT DSS IN Knox

MO HealthNet⁽¹⁾

Number of people enrolled for MO HealthNet services	662
MO HealthNet dollars spent in state fiscal year 2010 ⁽²⁾	\$4.9 mil
Estimated portion of \$4.9 mil that was federal dollars	\$3.1 mil
MO HealthNet dollars for inpatient hospital services	\$0.6 mil
MO HealthNet dollars for physician services	\$0.7 mil
MO HealthNet dollars for nursing home services	\$0.8 mil
MO HealthNet dollars for pharmacy services	\$0.9 mil
MO HealthNet dollars for managed care payments	\$4,209

Family Support

Child support collections (IV-D and non-IV-D)	\$1.1 mil
Average monthly temporary assistance families ⁽³⁾	12
Total temporary assistance payments ⁽³⁾	\$31,536
Average monthly food stamp benefit recipients	469
Total food stamp benefits received	\$0.6 mil

Child Protection and Permanency

Children involved in hotline reports	47
Children with substantiated abuse or neglect	1
Children with family assessments	34
Average monthly children in foster care	10
Children adopted	0
Total Children's Services expenditures ⁽⁴⁾	\$0.2 mil
Average monthly children receiving subsidized child care	11
Child care expenditures	\$15,369

Youth Services

Youths Committed ⁽⁵⁾	1
Average monthly youths in DYS custody	1

(1) Does not include Women's Health Services.
 (2) Does not include Buy-In for Medicare premiums.
 (3) Includes Transitional Employment Benefit (TEB) cases.
 (4) Payments to Performance Based Contractors are only included at the statewide level.
 (5) Does not include eight (8) dual jurisdiction cases statewide.



QUICK FACTS ABOUT DSS IN Laclede

MO HealthNet⁽¹⁾

Number of people enrolled for MO HealthNet services	7,421
MO HealthNet dollars spent in state fiscal year 2010 ⁽²⁾	\$39.9 mil
Estimated portion of \$39.9 mil that was federal dollars	\$25.3 mil
MO HealthNet dollars for inpatient hospital services	\$2.2 mil
MO HealthNet dollars for physician services	\$2.3 mil
MO HealthNet dollars for nursing home services	\$4.5 mil
MO HealthNet dollars for pharmacy services	\$6.0 mil
MO HealthNet dollars for managed care payments	\$12.5 mil

Family Support

Child support collections (IV-D and non-IV-D)	\$5.6 mil
Average monthly temporary assistance families ⁽³⁾	278
Total temporary assistance payments ⁽³⁾	\$0.8 mil
Average monthly food stamp benefit recipients	7,344
Total food stamp benefits received	\$10.6 mil

Child Protection and Permanency

Children involved in hotline reports	842
Children with substantiated abuse or neglect	106
Children with family assessments	427
Average monthly children in foster care	141
Children adopted	49
Total Children's Services expenditures ⁽⁴⁾	\$1.5 mil
Average monthly children receiving subsidized child care	120
Child care expenditures	\$0.3 mil

Youth Services

Youths Committed ⁽⁵⁾	11
Average monthly youths in DYS custody	12

(1) Does not include Women's Health Services.
 (2) Does not include Buy-In for Medicare premiums.
 (3) Includes Transitional Employment Benefit (TEB) cases.
 (4) Payments to Performance Based Contractors are only included at the statewide level.
 (5) Does not include eight (8) dual jurisdiction cases statewide.



QUICK FACTS ABOUT DSS IN Lafayette

MO HealthNet⁽¹⁾

Number of people enrolled for MO HealthNet services	4,628
MO HealthNet dollars spent in state fiscal year 2010 ⁽²⁾	\$49.5 mil
Estimated portion of \$49.5 mil that was federal dollars	\$31.4 mil
MO HealthNet dollars for inpatient hospital services	\$1.5 mil
MO HealthNet dollars for physician services	\$1.8 mil
MO HealthNet dollars for nursing home services	\$5.9 mil
MO HealthNet dollars for pharmacy services	\$5.3 mil
MO HealthNet dollars for managed care payments	\$8.2 mil

Family Support

Child support collections (IV-D and non-IV-D)	\$5.7 mil
Average monthly temporary assistance families ⁽³⁾	222
Total temporary assistance payments ⁽³⁾	\$0.6 mil
Average monthly food stamp benefit recipients	4,557
Total food stamp benefits received	\$6.7 mil

Child Protection and Permanency

Children involved in hotline reports	407
Children with substantiated abuse or neglect	26
Children with family assessments	185
Average monthly children in foster care	21
Children adopted	1
Total Children's Services expenditures ⁽⁴⁾	\$0.6 mil
Average monthly children receiving subsidized child care	139
Child care expenditures	\$0.4 mil

Youth Services

Youths Committed ⁽⁵⁾	19
Average monthly youths in DYS custody	21

(1) Does not include Women's Health Services.
 (2) Does not include Buy-In for Medicare premiums.
 (3) Includes Transitional Employment Benefit (TEB) cases.
 (4) Payments to Performance Based Contractors are only included at the statewide level.
 (5) Does not include eight (8) dual jurisdiction cases statewide.



QUICK FACTS ABOUT DSS IN Lawrence

MO HealthNet⁽¹⁾

Number of people enrolled for MO HealthNet services	6,534
MO HealthNet dollars spent in state fiscal year 2010 ⁽²⁾	\$40.3 mil
Estimated portion of \$40.3 mil that was federal dollars	\$25.5 mil
MO HealthNet dollars for inpatient hospital services	\$4.7 mil
MO HealthNet dollars for physician services	\$4.4 mil
MO HealthNet dollars for nursing home services	\$6.4 mil
MO HealthNet dollars for pharmacy services	\$6.6 mil
MO HealthNet dollars for managed care payments	\$34,152

Family Support

Child support collections (IV-D and non-IV-D)	\$5.5 mil
Average monthly temporary assistance families ⁽³⁾	237
Total temporary assistance payments ⁽³⁾	\$0.7 mil
Average monthly food stamp benefit recipients	5,949
Total food stamp benefits received	\$8.4 mil

Child Protection and Permanency

Children involved in hotline reports	640
Children with substantiated abuse or neglect	25
Children with family assessments	342
Average monthly children in foster care	89
Children adopted	23
Total Children's Services expenditures ⁽⁴⁾	\$1.6 mil
Average monthly children receiving subsidized child care	101
Child care expenditures	\$0.2 mil

Youth Services

Youths Committed ⁽⁵⁾	6
Average monthly youths in DYS custody	7

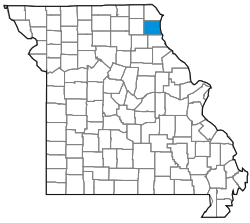
(1) Does not include Women's Health Services.

(2) Does not include Buy-In for Medicare premiums.

(3) Includes Transitional Employment Benefit (TEB) cases.

(4) Payments to Performance Based Contractors are only included at the statewide level.

(5) Does not include eight (8) dual jurisdiction cases statewide.



QUICK FACTS ABOUT DSS IN Lewis

MO HealthNet⁽¹⁾

Number of people enrolled for MO HealthNet services	1,347
MO HealthNet dollars spent in state fiscal year 2010 ⁽²⁾	\$10.4 mil
Estimated portion of \$10.4 mil that was federal dollars	\$6.6 mil
MO HealthNet dollars for inpatient hospital services	\$0.9 mil
MO HealthNet dollars for physician services	\$1.0 mil
MO HealthNet dollars for nursing home services	\$4.3 mil
MO HealthNet dollars for pharmacy services	\$1.4 mil
MO HealthNet dollars for managed care payments	\$26,938

Family Support

Child support collections (IV-D and non-IV-D)	\$1.7 mil
Average monthly temporary assistance families ⁽³⁾	38
Total temporary assistance payments ⁽³⁾	\$0.1 mil
Average monthly food stamp benefit recipients	1,157
Total food stamp benefits received	\$1.5 mil

Child Protection and Permanency

Children involved in hotline reports	138
Children with substantiated abuse or neglect	4
Children with family assessments	73
Average monthly children in foster care	28
Children adopted	0
Total Children's Services expenditures ⁽⁴⁾	\$0.5 mil
Average monthly children receiving subsidized child care	32
Child care expenditures	\$66,392

Youth Services

Youths Committed ⁽⁵⁾	0
Average monthly youths in DYS custody	3

(1) Does not include Women's Health Services.

(2) Does not include Buy-In for Medicare premiums.

(3) Includes Transitional Employment Benefit (TEB) cases.

(4) Payments to Performance Based Contractors are only included at the statewide level.

(5) Does not include eight (8) dual jurisdiction cases statewide.



QUICK FACTS ABOUT DSS IN Lincoln

MO HealthNet⁽¹⁾

Number of people enrolled for MO HealthNet services	7,261
MO HealthNet dollars spent in state fiscal year 2010 ⁽²⁾	\$48.6 mil
Estimated portion of \$48.6 mil that was federal dollars	\$30.8 mil
MO HealthNet dollars for inpatient hospital services	\$4.5 mil
MO HealthNet dollars for physician services	\$2.7 mil
MO HealthNet dollars for nursing home services	\$5.9 mil
MO HealthNet dollars for pharmacy services	\$7.2 mil
MO HealthNet dollars for managed care payments	\$13.4 mil

Family Support

Child support collections (IV-D and non-IV-D)	\$6.8 mil
Average monthly temporary assistance families ⁽³⁾	322
Total temporary assistance payments ⁽³⁾	\$0.9 mil
Average monthly food stamp benefit recipients	7,528
Total food stamp benefits received	\$11.4 mil

Child Protection and Permanency

Children involved in hotline reports	704
Children with substantiated abuse or neglect	67
Children with family assessments	338
Average monthly children in foster care	83
Children adopted	15
Total Children's Services expenditures ⁽⁴⁾	\$1.8 mil
Average monthly children receiving subsidized child care	139
Child care expenditures	\$0.4 mil

Youth Services

Youths Committed ⁽⁵⁾	13
Average monthly youths in DYS custody	17

(1) Does not include Women's Health Services.
 (2) Does not include Buy-In for Medicare premiums.
 (3) Includes Transitional Employment Benefit (TEB) cases.
 (4) Payments to Performance Based Contractors are only included at the statewide level.
 (5) Does not include eight (8) dual jurisdiction cases statewide.



**QUICK FACTS ABOUT DSS IN
Linn**

MO HealthNet⁽¹⁾

Number of people enrolled for MO HealthNet services	2,090
MO HealthNet dollars spent in state fiscal year 2010 ⁽²⁾	\$15.2 mil
Estimated portion of \$15.2 mil that was federal dollars	\$9.6 mil
MO HealthNet dollars for inpatient hospital services	\$0.9 mil
MO HealthNet dollars for physician services	\$0.9 mil
MO HealthNet dollars for nursing home services	\$4.0 mil
MO HealthNet dollars for pharmacy services	\$1.7 mil
MO HealthNet dollars for managed care payments	\$3.3 mil

Family Support

Child support collections (IV-D and non-IV-D)	\$2.8 mil
Average monthly temporary assistance families ⁽³⁾	69
Total temporary assistance payments ⁽³⁾	\$0.2 mil
Average monthly food stamp benefit recipients	1,807
Total food stamp benefits received	\$2.4 mil

Child Protection and Permanency

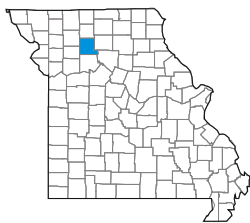
Children involved in hotline reports	231
Children with substantiated abuse or neglect	16
Children with family assessments	111
Average monthly children in foster care	27
Children adopted	0
Total Children's Services expenditures ⁽⁴⁾	\$0.3 mil
Average monthly children receiving subsidized child care	26
Child care expenditures	\$49,052

Youth Services

Youths Committed ⁽⁵⁾	3
Average monthly youths in DYS custody	2

SFY-2010

(1) Does not include Women's Health Services.
 (2) Does not include Buy-In for Medicare premiums.
 (3) Includes Transitional Employment Benefit (TEB) cases.
 (4) Payments to Performance Based Contractors are only included at the statewide level.
 (5) Does not include eight (8) dual jurisdiction cases statewide.



QUICK FACTS ABOUT DSS IN Livingston

MO HealthNet⁽¹⁾

Number of people enrolled for MO HealthNet services	2,322
MO HealthNet dollars spent in state fiscal year 2010 ⁽²⁾	\$17.2 mil
Estimated portion of \$17.2 mil that was federal dollars	\$10.9 mil
MO HealthNet dollars for inpatient hospital services	\$1.9 mil
MO HealthNet dollars for physician services	\$1.4 mil
MO HealthNet dollars for nursing home services	\$4.3 mil
MO HealthNet dollars for pharmacy services	\$2.5 mil
MO HealthNet dollars for managed care payments	\$23,990

Family Support

Child support collections (IV-D and non-IV-D)	\$2.7 mil
Average monthly temporary assistance families ⁽³⁾	105
Total temporary assistance payments ⁽³⁾	\$0.3 mil
Average monthly food stamp benefit recipients	2,005
Total food stamp benefits received	\$2.8 mil

Child Protection and Permanency

Children involved in hotline reports	272
Children with substantiated abuse or neglect	36
Children with family assessments	112
Average monthly children in foster care	29
Children adopted	0
Total Children's Services expenditures ⁽⁴⁾	\$0.4 mil
Average monthly children receiving subsidized child care	84
Child care expenditures	\$0.2 mil

Youth Services

Youths Committed ⁽⁵⁾	9
Average monthly youths in DYS custody	8

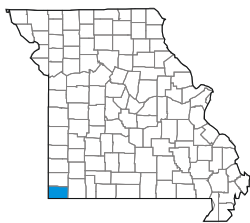
(1) Does not include Women's Health Services.

(2) Does not include Buy-In for Medicare premiums.

(3) Includes Transitional Employment Benefit (TEB) cases.

(4) Payments to Performance Based Contractors are only included at the statewide level.

(5) Does not include eight (8) dual jurisdiction cases statewide.



QUICK FACTS ABOUT DSS IN McDonald

MO HealthNet⁽¹⁾

Number of people enrolled for MO HealthNet services	5,039
MO HealthNet dollars spent in state fiscal year 2010 ⁽²⁾	\$23.9 mil
Estimated portion of \$23.9 mil that was federal dollars	\$15.2 mil
MO HealthNet dollars for inpatient hospital services	\$3.5 mil
MO HealthNet dollars for physician services	\$3.5 mil
MO HealthNet dollars for nursing home services	\$3.1 mil
MO HealthNet dollars for pharmacy services	\$4.2 mil
MO HealthNet dollars for managed care payments	\$18,239

Family Support

Child support collections (IV-D and non-IV-D)	\$3.6 mil
Average monthly temporary assistance families ⁽³⁾	188
Total temporary assistance payments ⁽³⁾	\$0.6 mil
Average monthly food stamp benefit recipients	4,814
Total food stamp benefits received	\$6.9 mil

Child Protection and Permanency

Children involved in hotline reports	473
Children with substantiated abuse or neglect	70
Children with family assessments	178
Average monthly children in foster care	99
Children adopted	15
Total Children's Services expenditures ⁽⁴⁾	\$1.3 mil
Average monthly children receiving subsidized child care	53
Child care expenditures	\$0.1 mil

Youth Services

Youths Committed ⁽⁵⁾	3
Average monthly youths in DYS custody	10

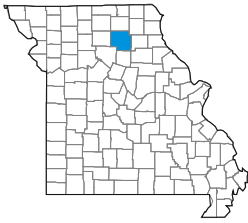
(1) Does not include Women's Health Services.

(2) Does not include Buy-In for Medicare premiums.

(3) Includes Transitional Employment Benefit (TEB) cases.

(4) Payments to Performance Based Contractors are only included at the statewide level.

(5) Does not include eight (8) dual jurisdiction cases statewide.



QUICK FACTS ABOUT DSS IN Macon

MO HealthNet⁽¹⁾

Number of people enrolled for MO HealthNet services	2,442
MO HealthNet dollars spent in state fiscal year 2010 ⁽²⁾	\$20.2 mil
Estimated portion of \$20.2 mil that was federal dollars	\$12.8 mil
MO HealthNet dollars for inpatient hospital services	\$1.1 mil
MO HealthNet dollars for physician services	\$1.0 mil
MO HealthNet dollars for nursing home services	\$5.6 mil
MO HealthNet dollars for pharmacy services	\$2.5 mil
MO HealthNet dollars for managed care payments	\$3.8 mil

Family Support

Child support collections (IV-D and non-IV-D)	\$2.8 mil
Average monthly temporary assistance families ⁽³⁾	70
Total temporary assistance payments ⁽³⁾	\$0.2 mil
Average monthly food stamp benefit recipients	2,097
Total food stamp benefits received	\$2.8 mil

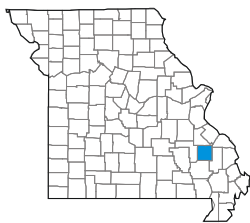
Child Protection and Permanency

Children involved in hotline reports	214
Children with substantiated abuse or neglect	18
Children with family assessments	106
Average monthly children in foster care	30
Children adopted	3
Total Children's Services expenditures ⁽⁴⁾	\$0.7 mil
Average monthly children receiving subsidized child care	47
Child care expenditures	\$90,028

Youth Services

Youths Committed ⁽⁵⁾	7
Average monthly youths in DYS custody	9

(1) Does not include Women's Health Services.
 (2) Does not include Buy-In for Medicare premiums.
 (3) Includes Transitional Employment Benefit (TEB) cases.
 (4) Payments to Performance Based Contractors are only included at the statewide level.
 (5) Does not include eight (8) dual jurisdiction cases statewide.



QUICK FACTS ABOUT DSS IN Madison

MO HealthNet⁽¹⁾

Number of people enrolled for MO HealthNet services	2,688
MO HealthNet dollars spent in state fiscal year 2010 ⁽²⁾	\$23.5 mil
Estimated portion of \$23.5 mil that was federal dollars	\$14.9 mil
MO HealthNet dollars for inpatient hospital services	\$1.2 mil
MO HealthNet dollars for physician services	\$1.4 mil
MO HealthNet dollars for nursing home services	\$2.8 mil
MO HealthNet dollars for pharmacy services	\$3.1 mil
MO HealthNet dollars for managed care payments	\$4.3 mil

Family Support

Child support collections (IV-D and non-IV-D)	\$2.2 mil
Average monthly temporary assistance families ⁽³⁾	106
Total temporary assistance payments ⁽³⁾	\$0.3 mil
Average monthly food stamp benefit recipients	2,546
Total food stamp benefits received	\$3.4 mil

Child Protection and Permanency

Children involved in hotline reports	271
Children with substantiated abuse or neglect	30
Children with family assessments	106
Average monthly children in foster care	24
Children adopted	0
Total Children's Services expenditures ⁽⁴⁾	\$0.6 mil
Average monthly children receiving subsidized child care	80
Child care expenditures	\$0.1 mil

Youth Services

Youths Committed ⁽⁵⁾	9
Average monthly youths in DYS custody	11

(1) Does not include Women's Health Services.

(2) Does not include Buy-In for Medicare premiums.

(3) Includes Transitional Employment Benefit (TEB) cases.

(4) Payments to Performance Based Contractors are only included at the statewide level.

(5) Does not include eight (8) dual jurisdiction cases statewide.



QUICK FACTS ABOUT DSS IN Maries

MO HealthNet⁽¹⁾

Number of people enrolled for MO HealthNet services	1,269
MO HealthNet dollars spent in state fiscal year 2010 ⁽²⁾	\$8.9 mil
Estimated portion of \$8.9 mil that was federal dollars	\$5.7 mil
MO HealthNet dollars for inpatient hospital services	\$0.6 mil
MO HealthNet dollars for physician services	\$0.5 mil
MO HealthNet dollars for nursing home services	\$1.5 mil
MO HealthNet dollars for pharmacy services	\$2.1 mil
MO HealthNet dollars for managed care payments	\$2.1 mil

Family Support

Child support collections (IV-D and non-IV-D)	\$1.1 mil
Average monthly temporary assistance families ⁽³⁾	41
Total temporary assistance payments ⁽³⁾	\$0.1 mil
Average monthly food stamp benefit recipients	1,207
Total food stamp benefits received	\$1.7 mil

Child Protection and Permanency

Children involved in hotline reports	138
Children with substantiated abuse or neglect	13
Children with family assessments	75
Average monthly children in foster care	3
Children adopted	0
Total Children's Services expenditures ⁽⁴⁾	\$43,268
Average monthly children receiving subsidized child care	8
Child care expenditures	\$9,772

Youth Services

Youths Committed ⁽⁵⁾	3
Average monthly youths in DYS custody	5

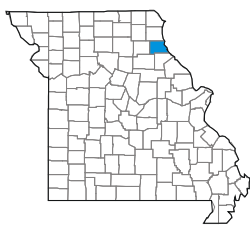
(1) Does not include Women's Health Services.

(2) Does not include Buy-In for Medicare premiums.

(3) Includes Transitional Employment Benefit (TEB) cases.

(4) Payments to Performance Based Contractors are only included at the statewide level.

(5) Does not include eight (8) dual jurisdiction cases statewide.



QUICK FACTS ABOUT DSS IN Marion

MO HealthNet⁽¹⁾

Number of people enrolled for MO HealthNet services	5,763
MO HealthNet dollars spent in state fiscal year 2010 ⁽²⁾	\$51.8 mil
Estimated portion of \$51.8 mil that was federal dollars	\$32.8 mil
MO HealthNet dollars for inpatient hospital services	\$2.2 mil
MO HealthNet dollars for physician services	\$2.3 mil
MO HealthNet dollars for nursing home services	\$11.4 mil
MO HealthNet dollars for pharmacy services	\$6.6 mil
MO HealthNet dollars for managed care payments	\$8.9 mil

Family Support

Child support collections (IV-D and non-IV-D)	\$6.2 mil
Average monthly temporary assistance families ⁽³⁾	261
Total temporary assistance payments ⁽³⁾	\$0.7 mil
Average monthly food stamp benefit recipients	5,136
Total food stamp benefits received	\$7.3 mil

Child Protection and Permanency

Children involved in hotline reports	560
Children with substantiated abuse or neglect	69
Children with family assessments	277
Average monthly children in foster care	34
Children adopted	5
Total Children's Services expenditures ⁽⁴⁾	\$0.8 mil
Average monthly children receiving subsidized child care	177
Child care expenditures	\$0.4 mil

Youth Services

Youths Committed ⁽⁵⁾	18
Average monthly youths in DYS custody	25

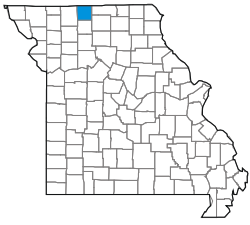
(1) Does not include Women's Health Services.

(2) Does not include Buy-In for Medicare premiums.

(3) Includes Transitional Employment Benefit (TEB) cases.

(4) Payments to Performance Based Contractors are only included at the statewide level.

(5) Does not include eight (8) dual jurisdiction cases statewide.



QUICK FACTS ABOUT DSS IN Mercer

MO HealthNet⁽¹⁾

Number of people enrolled for MO HealthNet services	526
MO HealthNet dollars spent in state fiscal year 2010 ⁽²⁾	\$4.1 mil
Estimated portion of \$4.1 mil that was federal dollars	\$2.6 mil
MO HealthNet dollars for inpatient hospital services	\$0.8 mil
MO HealthNet dollars for physician services	\$0.4 mil
MO HealthNet dollars for nursing home services	\$0.9 mil
MO HealthNet dollars for pharmacy services	\$0.6 mil
MO HealthNet dollars for managed care payments	\$3,388

Family Support

Child support collections (IV-D and non-IV-D)	\$0.4 mil
Average monthly temporary assistance families ⁽³⁾	12
Total temporary assistance payments ⁽³⁾	\$34,596
Average monthly food stamp benefit recipients	419
Total food stamp benefits received	\$0.5 mil

Child Protection and Permanency

Children involved in hotline reports	29
Children with substantiated abuse or neglect	2
Children with family assessments	21
Average monthly children in foster care	2
Children adopted	0
Total Children's Services expenditures ⁽⁴⁾	\$12,182
Average monthly children receiving subsidized child care	1
Child care expenditures	\$1,455

Youth Services

Youths Committed ⁽⁵⁾	0
Average monthly youths in DYS custody	0

(1) Does not include Women's Health Services.
 (2) Does not include Buy-In for Medicare premiums.
 (3) Includes Transitional Employment Benefit (TEB) cases.
 (4) Payments to Performance Based Contractors are only included at the statewide level.
 (5) Does not include eight (8) dual jurisdiction cases statewide.



QUICK FACTS ABOUT DSS IN Miller

MO HealthNet⁽¹⁾

Number of people enrolled for MO HealthNet services	4,873
MO HealthNet dollars spent in state fiscal year 2010 ⁽²⁾	\$28.9 mil
Estimated portion of \$28.9 mil that was federal dollars	\$18.3 mil
MO HealthNet dollars for inpatient hospital services	\$2.2 mil
MO HealthNet dollars for physician services	\$1.9 mil
MO HealthNet dollars for nursing home services	\$4.5 mil
MO HealthNet dollars for pharmacy services	\$4.5 mil
MO HealthNet dollars for managed care payments	\$8.5 mil

Family Support

Child support collections (IV-D and non-IV-D)	\$3.2 mil
Average monthly temporary assistance families ⁽³⁾	198
Total temporary assistance payments ⁽³⁾	\$0.6 mil
Average monthly food stamp benefit recipients	4,942
Total food stamp benefits received	\$7.1 mil

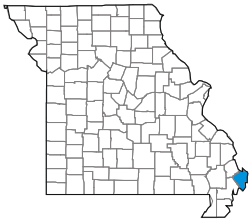
Child Protection and Permanency

Children involved in hotline reports	516
Children with substantiated abuse or neglect	46
Children with family assessments	271
Average monthly children in foster care	72
Children adopted	0
Total Children's Services expenditures ⁽⁴⁾	\$0.4 mil
Average monthly children receiving subsidized child care	46
Child care expenditures	\$99,360

Youth Services

Youths Committed ⁽⁵⁾	2
Average monthly youths in DYS custody	5

(1) Does not include Women's Health Services.
 (2) Does not include Buy-In for Medicare premiums.
 (3) Includes Transitional Employment Benefit (TEB) cases.
 (4) Payments to Performance Based Contractors are only included at the statewide level.
 (5) Does not include eight (8) dual jurisdiction cases statewide.



QUICK FACTS ABOUT DSS IN Mississippi

MO HealthNet⁽¹⁾

Number of people enrolled for MO HealthNet services	3,928
MO HealthNet dollars spent in state fiscal year 2010 ⁽²⁾	\$29.1 mil
Estimated portion of \$29.1 mil that was federal dollars	\$18.4 mil
MO HealthNet dollars for inpatient hospital services	\$3.0 mil
MO HealthNet dollars for physician services	\$3.5 mil
MO HealthNet dollars for nursing home services	\$3.1 mil
MO HealthNet dollars for pharmacy services	\$5.0 mil
MO HealthNet dollars for managed care payments	\$16,749

Family Support

Child support collections (IV-D and non-IV-D)	\$3.0 mil
Average monthly temporary assistance families ⁽³⁾	230
Total temporary assistance payments ⁽³⁾	\$0.6 mil
Average monthly food stamp benefit recipients	3,999
Total food stamp benefits received	\$5.7 mil

Child Protection and Permanency

Children involved in hotline reports	293
Children with substantiated abuse or neglect	13
Children with family assessments	137
Average monthly children in foster care	8
Children adopted	1
Total Children's Services expenditures ⁽⁴⁾	\$0.1 mil
Average monthly children receiving subsidized child care	235
Child care expenditures	\$0.4 mil

Youth Services

Youths Committed ⁽⁵⁾	19
Average monthly youths in DYS custody	30

(1) Does not include Women's Health Services.

(2) Does not include Buy-In for Medicare premiums.

(3) Includes Transitional Employment Benefit (TEB) cases.

(4) Payments to Performance Based Contractors are only included at the statewide level.

(5) Does not include eight (8) dual jurisdiction cases statewide.



QUICK FACTS ABOUT DSS IN Moniteau

MO HealthNet⁽¹⁾

Number of people enrolled for MO HealthNet services	1,969
MO HealthNet dollars spent in state fiscal year 2010 ⁽²⁾	\$12.5 mil
Estimated portion of \$12.5 mil that was federal dollars	\$7.9 mil
MO HealthNet dollars for inpatient hospital services	\$0.7 mil
MO HealthNet dollars for physician services	\$0.7 mil
MO HealthNet dollars for nursing home services	\$2.5 mil
MO HealthNet dollars for pharmacy services	\$1.6 mil
MO HealthNet dollars for managed care payments	\$3.5 mil

Family Support

Child support collections (IV-D and non-IV-D)	\$1.8 mil
Average monthly temporary assistance families ⁽³⁾	75
Total temporary assistance payments ⁽³⁾	\$0.2 mil
Average monthly food stamp benefit recipients	1,842
Total food stamp benefits received	\$2.7 mil

Child Protection and Permanency

Children involved in hotline reports	201
Children with substantiated abuse or neglect	19
Children with family assessments	85
Average monthly children in foster care	21
Children adopted	0
Total Children's Services expenditures ⁽⁴⁾	\$0.2 mil
Average monthly children receiving subsidized child care	90
Child care expenditures	\$0.2 mil

Youth Services

Youths Committed ⁽⁵⁾	1
Average monthly youths in DYS custody	2

(1) Does not include Women's Health Services.
 (2) Does not include Buy-In for Medicare premiums.
 (3) Includes Transitional Employment Benefit (TEB) cases.
 (4) Payments to Performance Based Contractors are only included at the statewide level.
 (5) Does not include eight (8) dual jurisdiction cases statewide.



QUICK FACTS ABOUT DSS IN Monroe

MO HealthNet⁽¹⁾

Number of people enrolled for MO HealthNet services	1,209
MO HealthNet dollars spent in state fiscal year 2010 ⁽²⁾	\$8.4 mil
Estimated portion of \$8.4 mil that was federal dollars	\$5.3 mil
MO HealthNet dollars for inpatient hospital services	\$0.3 mil
MO HealthNet dollars for physician services	\$0.5 mil
MO HealthNet dollars for nursing home services	\$1.5 mil
MO HealthNet dollars for pharmacy services	\$1.2 mil
MO HealthNet dollars for managed care payments	\$1.9 mil

Family Support

Child support collections (IV-D and non-IV-D)	\$1.3 mil
Average monthly temporary assistance families ⁽³⁾	39
Total temporary assistance payments ⁽³⁾	\$0.1 mil
Average monthly food stamp benefit recipients	932
Total food stamp benefits received	\$1.2 mil

Child Protection and Permanency

Children involved in hotline reports	137
Children with substantiated abuse or neglect	5
Children with family assessments	83
Average monthly children in foster care	7
Children adopted	0
Total Children's Services expenditures ⁽⁴⁾	\$0.2 mil
Average monthly children receiving subsidized child care	31
Child care expenditures	\$56,842

Youth Services

Youths Committed ⁽⁵⁾	1
Average monthly youths in DYS custody	2

(1) Does not include Women's Health Services.
 (2) Does not include Buy-In for Medicare premiums.
 (3) Includes Transitional Employment Benefit (TEB) cases.
 (4) Payments to Performance Based Contractors are only included at the statewide level.
 (5) Does not include eight (8) dual jurisdiction cases statewide.



QUICK FACTS ABOUT DSS IN Montgomery

MO HealthNet⁽¹⁾

Number of people enrolled for MO HealthNet services	2,217
MO HealthNet dollars spent in state fiscal year 2010 ⁽²⁾	\$16.5 mil
Estimated portion of \$16.5 mil that was federal dollars	\$10.4 mil
MO HealthNet dollars for inpatient hospital services	\$0.8 mil
MO HealthNet dollars for physician services	\$1.0 mil
MO HealthNet dollars for nursing home services	\$5.0 mil
MO HealthNet dollars for pharmacy services	\$2.0 mil
MO HealthNet dollars for managed care payments	\$3.6 mil

Family Support

Child support collections (IV-D and non-IV-D)	\$1.6 mil
Average monthly temporary assistance families ⁽³⁾	91
Total temporary assistance payments ⁽³⁾	\$0.3 mil
Average monthly food stamp benefit recipients	1,972
Total food stamp benefits received	\$2.9 mil

Child Protection and Permanency

Children involved in hotline reports	237
Children with substantiated abuse or neglect	32
Children with family assessments	112
Average monthly children in foster care	39
Children adopted	8
Total Children's Services expenditures ⁽⁴⁾	\$0.7 mil
Average monthly children receiving subsidized child care	23
Child care expenditures	\$47,202

Youth Services

Youths Committed ⁽⁵⁾	4
Average monthly youths in DYS custody	3

(1) Does not include Women's Health Services.
 (2) Does not include Buy-In for Medicare premiums.
 (3) Includes Transitional Employment Benefit (TEB) cases.
 (4) Payments to Performance Based Contractors are only included at the statewide level.
 (5) Does not include eight (8) dual jurisdiction cases statewide.



QUICK FACTS ABOUT DSS IN Morgan

MO HealthNet⁽¹⁾

Number of people enrolled for MO HealthNet services	3,916
MO HealthNet dollars spent in state fiscal year 2010 ⁽²⁾	\$23.4 mil
Estimated portion of \$23.4 mil that was federal dollars	\$14.8 mil
MO HealthNet dollars for inpatient hospital services	\$1.5 mil
MO HealthNet dollars for physician services	\$1.5 mil
MO HealthNet dollars for nursing home services	\$4.5 mil
MO HealthNet dollars for pharmacy services	\$2.8 mil
MO HealthNet dollars for managed care payments	\$6.4 mil

Family Support

Child support collections (IV-D and non-IV-D)	\$2.1 mil
Average monthly temporary assistance families ⁽³⁾	158
Total temporary assistance payments ⁽³⁾	\$0.4 mil
Average monthly food stamp benefit recipients	3,766
Total food stamp benefits received	\$5.4 mil

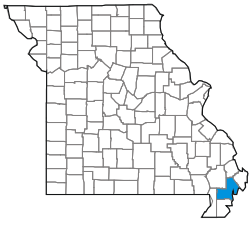
Child Protection and Permanency

Children involved in hotline reports	290
Children with substantiated abuse or neglect	63
Children with family assessments	129
Average monthly children in foster care	27
Children adopted	0
Total Children's Services expenditures ⁽⁴⁾	\$0.1 mil
Average monthly children receiving subsidized child care	45
Child care expenditures	\$82,357

Youth Services

Youths Committed ⁽⁵⁾	8
Average monthly youths in DYS custody	8

(1) Does not include Women's Health Services.
 (2) Does not include Buy-In for Medicare premiums.
 (3) Includes Transitional Employment Benefit (TEB) cases.
 (4) Payments to Performance Based Contractors are only included at the statewide level.
 (5) Does not include eight (8) dual jurisdiction cases statewide.



QUICK FACTS ABOUT DSS IN New Madrid

MO HealthNet⁽¹⁾

Number of people enrolled for MO HealthNet services	5,293
MO HealthNet dollars spent in state fiscal year 2010 ⁽²⁾	\$44.5 mil
Estimated portion of \$44.5 mil that was federal dollars	\$28.1 mil
MO HealthNet dollars for inpatient hospital services	\$3.9 mil
MO HealthNet dollars for physician services	\$5.4 mil
MO HealthNet dollars for nursing home services	\$7.6 mil
MO HealthNet dollars for pharmacy services	\$7.8 mil
MO HealthNet dollars for managed care payments	\$20,135

Family Support

Child support collections (IV-D and non-IV-D)	\$4.1 mil
Average monthly temporary assistance families ⁽³⁾	266
Total temporary assistance payments ⁽³⁾	\$0.7 mil
Average monthly food stamp benefit recipients	4,985
Total food stamp benefits received	\$6.9 mil

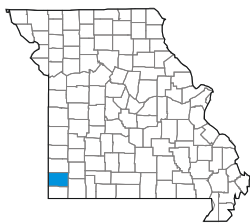
Child Protection and Permanency

Children involved in hotline reports	394
Children with substantiated abuse or neglect	40
Children with family assessments	114
Average monthly children in foster care	53
Children adopted	2
Total Children's Services expenditures ⁽⁴⁾	\$0.8 mil
Average monthly children receiving subsidized child care	209
Child care expenditures	\$0.4 mil

Youth Services

Youths Committed ⁽⁵⁾	3
Average monthly youths in DYS custody	3

(1) Does not include Women's Health Services.
 (2) Does not include Buy-In for Medicare premiums.
 (3) Includes Transitional Employment Benefit (TEB) cases.
 (4) Payments to Performance Based Contractors are only included at the statewide level.
 (5) Does not include eight (8) dual jurisdiction cases statewide.



QUICK FACTS ABOUT DSS IN Newton

MO HealthNet⁽¹⁾

Number of people enrolled for MO HealthNet services	9,291
MO HealthNet dollars spent in state fiscal year 2010 ⁽²⁾	\$55.0 mil
Estimated portion of \$55.0 mil that was federal dollars	\$34.8 mil
MO HealthNet dollars for inpatient hospital services	\$7.6 mil
MO HealthNet dollars for physician services	\$6.0 mil
MO HealthNet dollars for nursing home services	\$11.3 mil
MO HealthNet dollars for pharmacy services	\$10.2 mil
MO HealthNet dollars for managed care payments	\$19,226

Family Support

Child support collections (IV-D and non-IV-D)	\$7.9 mil
Average monthly temporary assistance families ⁽³⁾	289
Total temporary assistance payments ⁽³⁾	\$0.8 mil
Average monthly food stamp benefit recipients	8,126
Total food stamp benefits received	\$11.7 mil

Child Protection and Permanency

Children involved in hotline reports	802
Children with substantiated abuse or neglect	94
Children with family assessments	347
Average monthly children in foster care	207
Children adopted	31
Total Children's Services expenditures ⁽⁴⁾	\$3.0 mil
Average monthly children receiving subsidized child care	207
Child care expenditures	\$0.5 mil

Youth Services

Youths Committed ⁽⁵⁾	29
Average monthly youths in DYS custody	49

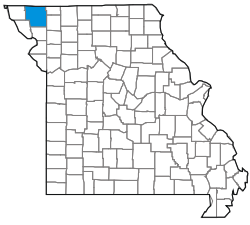
(1) Does not include Women's Health Services.

(2) Does not include Buy-In for Medicare premiums.

(3) Includes Transitional Employment Benefit (TEB) cases.

(4) Payments to Performance Based Contractors are only included at the statewide level.

(5) Does not include eight (8) dual jurisdiction cases statewide.



QUICK FACTS ABOUT DSS IN Nodaway

MO HealthNet⁽¹⁾

Number of people enrolled for MO HealthNet services	1,734
MO HealthNet dollars spent in state fiscal year 2010 ⁽²⁾	\$15.9 mil
Estimated portion of \$15.9 mil that was federal dollars	\$10.0 mil
MO HealthNet dollars for inpatient hospital services	\$1.9 mil
MO HealthNet dollars for physician services	\$1.6 mil
MO HealthNet dollars for nursing home services	\$3.6 mil
MO HealthNet dollars for pharmacy services	\$1.6 mil
MO HealthNet dollars for managed care payments	\$9,400

Family Support

Child support collections (IV-D and non-IV-D)	\$2.8 mil
Average monthly temporary assistance families ⁽³⁾	61
Total temporary assistance payments ⁽³⁾	\$0.2 mil
Average monthly food stamp benefit recipients	1,387
Total food stamp benefits received	\$1.9 mil

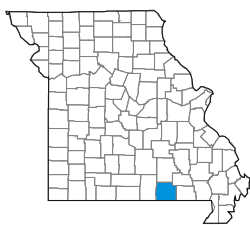
Child Protection and Permanency

Children involved in hotline reports	204
Children with substantiated abuse or neglect	19
Children with family assessments	83
Average monthly children in foster care	31
Children adopted	5
Total Children's Services expenditures ⁽⁴⁾	\$0.6 mil
Average monthly children receiving subsidized child care	30
Child care expenditures	\$57,428

Youth Services

Youths Committed ⁽⁵⁾	5
Average monthly youths in DYS custody	6

(1) Does not include Women's Health Services.
 (2) Does not include Buy-In for Medicare premiums.
 (3) Includes Transitional Employment Benefit (TEB) cases.
 (4) Payments to Performance Based Contractors are only included at the statewide level.
 (5) Does not include eight (8) dual jurisdiction cases statewide.



QUICK FACTS ABOUT DSS IN Oregon

MO HealthNet⁽¹⁾

Number of people enrolled for MO HealthNet services	2,778
MO HealthNet dollars spent in state fiscal year 2010 ⁽²⁾	\$20.8 mil
Estimated portion of \$20.8 mil that was federal dollars	\$13.2 mil
MO HealthNet dollars for inpatient hospital services	\$1.8 mil
MO HealthNet dollars for physician services	\$2.8 mil
MO HealthNet dollars for nursing home services	\$1.9 mil
MO HealthNet dollars for pharmacy services	\$3.6 mil
MO HealthNet dollars for managed care payments	\$5,890

Family Support

Child support collections (IV-D and non-IV-D)	\$1.0 mil
Average monthly temporary assistance families ⁽³⁾	106
Total temporary assistance payments ⁽³⁾	\$0.3 mil
Average monthly food stamp benefit recipients	2,507
Total food stamp benefits received	\$3.4 mil

Child Protection and Permanency

Children involved in hotline reports	244
Children with substantiated abuse or neglect	6
Children with family assessments	103
Average monthly children in foster care	19
Children adopted	9
Total Children's Services expenditures ⁽⁴⁾	\$0.9 mil
Average monthly children receiving subsidized child care	27
Child care expenditures	\$53,062

Youth Services

Youths Committed ⁽⁵⁾	0
Average monthly youths in DYS custody	0

(1) Does not include Women's Health Services.

(2) Does not include Buy-In for Medicare premiums.

(3) Includes Transitional Employment Benefit (TEB) cases.

(4) Payments to Performance Based Contractors are only included at the statewide level.

(5) Does not include eight (8) dual jurisdiction cases statewide.



QUICK FACTS ABOUT DSS IN Osage

MO HealthNet⁽¹⁾

Number of people enrolled for MO HealthNet services	1,232
MO HealthNet dollars spent in state fiscal year 2010 ⁽²⁾	\$10.3 mil
Estimated portion of \$10.3 mil that was federal dollars	\$6.5 mil
MO HealthNet dollars for inpatient hospital services	\$0.7 mil
MO HealthNet dollars for physician services	\$0.6 mil
MO HealthNet dollars for nursing home services	\$2.7 mil
MO HealthNet dollars for pharmacy services	\$1.1 mil
MO HealthNet dollars for managed care payments	\$2.0 mil

Family Support

Child support collections (IV-D and non-IV-D)	\$1.0 mil
Average monthly temporary assistance families ⁽³⁾	32
Total temporary assistance payments ⁽³⁾	\$99,420
Average monthly food stamp benefit recipients	1,151
Total food stamp benefits received	\$1.7 mil

Child Protection and Permanency

Children involved in hotline reports	117
Children with substantiated abuse or neglect	0
Children with family assessments	48
Average monthly children in foster care	6
Children adopted	1
Total Children's Services expenditures ⁽⁴⁾	\$92,590
Average monthly children receiving subsidized child care	39
Child care expenditures	\$87,041

Youth Services

Youths Committed ⁽⁵⁾	1
Average monthly youths in DYS custody	2

(1) Does not include Women's Health Services.
 (2) Does not include Buy-In for Medicare premiums.
 (3) Includes Transitional Employment Benefit (TEB) cases.
 (4) Payments to Performance Based Contractors are only included at the statewide level.
 (5) Does not include eight (8) dual jurisdiction cases statewide.



QUICK FACTS ABOUT DSS IN Ozark

MO HealthNet⁽¹⁾

Number of people enrolled for MO HealthNet services	1,978
MO HealthNet dollars spent in state fiscal year 2010 ⁽²⁾	\$10.1 mil
Estimated portion of \$10.1 mil that was federal dollars	\$6.4 mil
MO HealthNet dollars for inpatient hospital services	\$1.1 mil
MO HealthNet dollars for physician services	\$1.7 mil
MO HealthNet dollars for nursing home services	\$1.6 mil
MO HealthNet dollars for pharmacy services	\$2.0 mil
MO HealthNet dollars for managed care payments	\$3,441

Family Support

Child support collections (IV-D and non-IV-D)	\$1.0 mil
Average monthly temporary assistance families ⁽³⁾	88
Total temporary assistance payments ⁽³⁾	\$0.2 mil
Average monthly food stamp benefit recipients	2,159
Total food stamp benefits received	\$3.0 mil

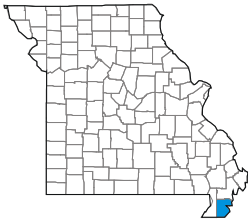
Child Protection and Permanency

Children involved in hotline reports	144
Children with substantiated abuse or neglect	6
Children with family assessments	61
Average monthly children in foster care	10
Children adopted	0
Total Children's Services expenditures ⁽⁴⁾	\$0.1 mil
Average monthly children receiving subsidized child care	8
Child care expenditures	\$17,763

Youth Services

Youths Committed ⁽⁵⁾	0
Average monthly youths in DYS custody	1

(1) Does not include Women's Health Services.
 (2) Does not include Buy-In for Medicare premiums.
 (3) Includes Transitional Employment Benefit (TEB) cases.
 (4) Payments to Performance Based Contractors are only included at the statewide level.
 (5) Does not include eight (8) dual jurisdiction cases statewide.



QUICK FACTS ABOUT DSS IN Pemiscot

MO HealthNet⁽¹⁾

Number of people enrolled for MO HealthNet services	6,899
MO HealthNet dollars spent in state fiscal year 2010 ⁽²⁾	\$55.9 mil
Estimated portion of \$55.9 mil that was federal dollars	\$35.4 mil
MO HealthNet dollars for inpatient hospital services	\$5.7 mil
MO HealthNet dollars for physician services	\$7.7 mil
MO HealthNet dollars for nursing home services	\$4.6 mil
MO HealthNet dollars for pharmacy services	\$9.6 mil
MO HealthNet dollars for managed care payments	\$12,261

Family Support

Child support collections (IV-D and non-IV-D)	\$5.1 mil
Average monthly temporary assistance families ⁽³⁾	403
Total temporary assistance payments ⁽³⁾	\$1.1 mil
Average monthly food stamp benefit recipients	6,612
Total food stamp benefits received	\$9.3 mil

Child Protection and Permanency

Children involved in hotline reports	529
Children with substantiated abuse or neglect	41
Children with family assessments	214
Average monthly children in foster care	41
Children adopted	3
Total Children's Services expenditures ⁽⁴⁾	\$0.5 mil
Average monthly children receiving subsidized child care	218
Child care expenditures	\$0.5 mil

Youth Services

Youths Committed ⁽⁵⁾	7
Average monthly youths in DYS custody	12

(1) Does not include Women's Health Services.
 (2) Does not include Buy-In for Medicare premiums.
 (3) Includes Transitional Employment Benefit (TEB) cases.
 (4) Payments to Performance Based Contractors are only included at the statewide level.
 (5) Does not include eight (8) dual jurisdiction cases statewide.



QUICK FACTS ABOUT DSS IN Perry

MO HealthNet⁽¹⁾

Number of people enrolled for MO HealthNet services	2,739
MO HealthNet dollars spent in state fiscal year 2010 ⁽²⁾	\$22.0 mil
Estimated portion of \$22.0 mil that was federal dollars	\$13.9 mil
MO HealthNet dollars for inpatient hospital services	\$1.3 mil
MO HealthNet dollars for physician services	\$1.2 mil
MO HealthNet dollars for nursing home services	\$3.2 mil
MO HealthNet dollars for pharmacy services	\$2.8 mil
MO HealthNet dollars for managed care payments	\$4.4 mil

Family Support

Child support collections (IV-D and non-IV-D)	\$3.2 mil
Average monthly temporary assistance families ⁽³⁾	114
Total temporary assistance payments ⁽³⁾	\$0.3 mil
Average monthly food stamp benefit recipients	2,681
Total food stamp benefits received	\$3.9 mil

Child Protection and Permanency

Children involved in hotline reports	245
Children with substantiated abuse or neglect	22
Children with family assessments	143
Average monthly children in foster care	13
Children adopted	0
Total Children's Services expenditures ⁽⁴⁾	\$0.1 mil
Average monthly children receiving subsidized child care	131
Child care expenditures	\$0.2 mil

Youth Services

Youths Committed ⁽⁵⁾	1
Average monthly youths in DYS custody	10

(1) Does not include Women's Health Services.
 (2) Does not include Buy-In for Medicare premiums.
 (3) Includes Transitional Employment Benefit (TEB) cases.
 (4) Payments to Performance Based Contractors are only included at the statewide level.
 (5) Does not include eight (8) dual jurisdiction cases statewide.



QUICK FACTS ABOUT DSS IN Pettis

MO HealthNet⁽¹⁾

Number of people enrolled for MO HealthNet services	7,881
MO HealthNet dollars spent in state fiscal year 2010 ⁽²⁾	\$60.0 mil
Estimated portion of \$60.0 mil that was federal dollars	\$38.0 mil
MO HealthNet dollars for inpatient hospital services	\$4.0 mil
MO HealthNet dollars for physician services	\$3.1 mil
MO HealthNet dollars for nursing home services	\$10.7 mil
MO HealthNet dollars for pharmacy services	\$8.9 mil
MO HealthNet dollars for managed care payments	\$13.4 mil

Family Support

Child support collections (IV-D and non-IV-D)	\$7.7 mil
Average monthly temporary assistance families ⁽³⁾	384
Total temporary assistance payments ⁽³⁾	\$1.1 mil
Average monthly food stamp benefit recipients	7,215
Total food stamp benefits received	\$10.6 mil

Child Protection and Permanency

Children involved in hotline reports	802
Children with substantiated abuse or neglect	32
Children with family assessments	383
Average monthly children in foster care	77
Children adopted	11
Total Children's Services expenditures ⁽⁴⁾	\$0.9 mil
Average monthly children receiving subsidized child care	231
Child care expenditures	\$0.5 mil

Youth Services

Youths Committed ⁽⁵⁾	13
Average monthly youths in DYS custody	19

(1) Does not include Women's Health Services.

(2) Does not include Buy-In for Medicare premiums.

(3) Includes Transitional Employment Benefit (TEB) cases.

(4) Payments to Performance Based Contractors are only included at the statewide level.

(5) Does not include eight (8) dual jurisdiction cases statewide.



QUICK FACTS ABOUT DSS IN Phelps

MO HealthNet⁽¹⁾

Number of people enrolled for MO HealthNet services	7,303
MO HealthNet dollars spent in state fiscal year 2010 ⁽²⁾	\$56.4 mil
Estimated portion of \$56.4 mil that was federal dollars	\$35.7 mil
MO HealthNet dollars for inpatient hospital services	\$3.5 mil
MO HealthNet dollars for physician services	\$3.2 mil
MO HealthNet dollars for nursing home services	\$5.8 mil
MO HealthNet dollars for pharmacy services	\$8.2 mil
MO HealthNet dollars for managed care payments	\$12.2 mil

Family Support

Child support collections (IV-D and non-IV-D)	\$5.6 mil
Average monthly temporary assistance families ⁽³⁾	319
Total temporary assistance payments ⁽³⁾	\$0.9 mil
Average monthly food stamp benefit recipients	6,334
Total food stamp benefits received	\$9.2 mil

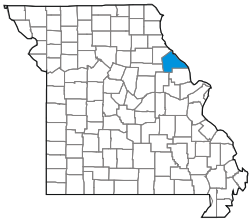
Child Protection and Permanency

Children involved in hotline reports	708
Children with substantiated abuse or neglect	42
Children with family assessments	319
Average monthly children in foster care	110
Children adopted	5
Total Children's Services expenditures ⁽⁴⁾	\$1.7 mil
Average monthly children receiving subsidized child care	163
Child care expenditures	\$0.4 mil

Youth Services

Youths Committed ⁽⁵⁾	6
Average monthly youths in DYS custody	11

(1) Does not include Women's Health Services.
 (2) Does not include Buy-In for Medicare premiums.
 (3) Includes Transitional Employment Benefit (TEB) cases.
 (4) Payments to Performance Based Contractors are only included at the statewide level.
 (5) Does not include eight (8) dual jurisdiction cases statewide.



QUICK FACTS ABOUT DSS IN Pike

MO HealthNet⁽¹⁾

Number of people enrolled for MO HealthNet services	2,716
MO HealthNet dollars spent in state fiscal year 2010 ⁽²⁾	\$23.0 mil
Estimated portion of \$23.0 mil that was federal dollars	\$14.6 mil
MO HealthNet dollars for inpatient hospital services	\$1.7 mil
MO HealthNet dollars for physician services	\$1.3 mil
MO HealthNet dollars for nursing home services	\$3.4 mil
MO HealthNet dollars for pharmacy services	\$3.0 mil
MO HealthNet dollars for managed care payments	\$4.7 mil

Family Support

Child support collections (IV-D and non-IV-D)	\$3.5 mil
Average monthly temporary assistance families ⁽³⁾	92
Total temporary assistance payments ⁽³⁾	\$0.2 mil
Average monthly food stamp benefit recipients	2,340
Total food stamp benefits received	\$3.2 mil

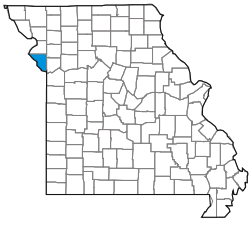
Child Protection and Permanency

Children involved in hotline reports	268
Children with substantiated abuse or neglect	31
Children with family assessments	140
Average monthly children in foster care	43
Children adopted	2
Total Children's Services expenditures ⁽⁴⁾	\$0.8 mil
Average monthly children receiving subsidized child care	57
Child care expenditures	\$86,481

Youth Services

Youths Committed ⁽⁵⁾	5
Average monthly youths in DYS custody	3

(1) Does not include Women's Health Services.
 (2) Does not include Buy-In for Medicare premiums.
 (3) Includes Transitional Employment Benefit (TEB) cases.
 (4) Payments to Performance Based Contractors are only included at the statewide level.
 (5) Does not include eight (8) dual jurisdiction cases statewide.



QUICK FACTS ABOUT DSS IN Platte

MO HealthNet⁽¹⁾

Number of people enrolled for MO HealthNet services	5,346
MO HealthNet dollars spent in state fiscal year 2010 ⁽²⁾	\$39.5 mil
Estimated portion of \$39.5 mil that was federal dollars	\$25.0 mil
MO HealthNet dollars for inpatient hospital services	\$2.4 mil
MO HealthNet dollars for physician services	\$2.0 mil
MO HealthNet dollars for nursing home services	\$5.9 mil
MO HealthNet dollars for pharmacy services	\$4.8 mil
MO HealthNet dollars for managed care payments	\$10.9 mil

Family Support

Child support collections (IV-D and non-IV-D)	\$12.8 mil
Average monthly temporary assistance families ⁽³⁾	238
Total temporary assistance payments ⁽³⁾	\$0.7 mil
Average monthly food stamp benefit recipients	5,205
Total food stamp benefits received	\$8.2 mil

Child Protection and Permanency

Children involved in hotline reports	695
Children with substantiated abuse or neglect	28
Children with family assessments	361
Average monthly children in foster care	23
Children adopted	0
Total Children's Services expenditures ⁽⁴⁾	\$0.5 mil
Average monthly children receiving subsidized child care	175
Child care expenditures	\$0.6 mil

Youth Services

Youths Committed ⁽⁵⁾	10
Average monthly youths in DYS custody	18

(1) Does not include Women's Health Services.
 (2) Does not include Buy-In for Medicare premiums.
 (3) Includes Transitional Employment Benefit (TEB) cases.
 (4) Payments to Performance Based Contractors are only included at the statewide level.
 (5) Does not include eight (8) dual jurisdiction cases statewide.



QUICK FACTS ABOUT DSS IN Polk

MO HealthNet⁽¹⁾

Number of people enrolled for MO HealthNet services	5,852
MO HealthNet dollars spent in state fiscal year 2010 ⁽²⁾	\$46.7 mil
Estimated portion of \$46.7 mil that was federal dollars	\$29.6 mil
MO HealthNet dollars for inpatient hospital services	\$2.0 mil
MO HealthNet dollars for physician services	\$2.9 mil
MO HealthNet dollars for nursing home services	\$6.7 mil
MO HealthNet dollars for pharmacy services	\$8.3 mil
MO HealthNet dollars for managed care payments	\$9.9 mil

Family Support

Child support collections (IV-D and non-IV-D)	\$3.7 mil
Average monthly temporary assistance families ⁽³⁾	234
Total temporary assistance payments ⁽³⁾	\$0.7 mil
Average monthly food stamp benefit recipients	5,735
Total food stamp benefits received	\$8.3 mil

Child Protection and Permanency

Children involved in hotline reports	526
Children with substantiated abuse or neglect	27
Children with family assessments	223
Average monthly children in foster care	35
Children adopted	12
Total Children's Services expenditures ⁽⁴⁾	\$0.7 mil
Average monthly children receiving subsidized child care	112
Child care expenditures	\$0.2 mil

Youth Services

Youths Committed ⁽⁵⁾	7
Average monthly youths in DYS custody	8

(1) Does not include Women's Health Services.
 (2) Does not include Buy-In for Medicare premiums.
 (3) Includes Transitional Employment Benefit (TEB) cases.
 (4) Payments to Performance Based Contractors are only included at the statewide level.
 (5) Does not include eight (8) dual jurisdiction cases statewide.



QUICK FACTS ABOUT DSS IN Pulaski

MO HealthNet⁽¹⁾

Number of people enrolled for MO HealthNet services	5,157
MO HealthNet dollars spent in state fiscal year 2010 ⁽²⁾	\$33.8 mil
Estimated portion of \$33.8 mil that was federal dollars	\$21.4 mil
MO HealthNet dollars for inpatient hospital services	\$2.8 mil
MO HealthNet dollars for physician services	\$2.2 mil
MO HealthNet dollars for nursing home services	\$4.7 mil
MO HealthNet dollars for pharmacy services	\$5.7 mil
MO HealthNet dollars for managed care payments	\$9.3 mil

Family Support

Child support collections (IV-D and non-IV-D)	\$6.8 mil
Average monthly temporary assistance families ⁽³⁾	218
Total temporary assistance payments ⁽³⁾	\$0.6 mil
Average monthly food stamp benefit recipients	4,965
Total food stamp benefits received	\$7.3 mil

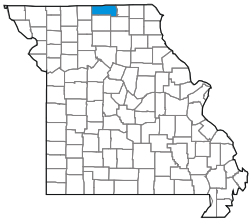
Child Protection and Permanency

Children involved in hotline reports	743
Children with substantiated abuse or neglect	36
Children with family assessments	337
Average monthly children in foster care	61
Children adopted	6
Total Children's Services expenditures ⁽⁴⁾	\$1.0 mil
Average monthly children receiving subsidized child care	66
Child care expenditures	\$0.2 mil

Youth Services

Youths Committed ⁽⁵⁾	7
Average monthly youths in DYS custody	11

(1) Does not include Women's Health Services.
 (2) Does not include Buy-In for Medicare premiums.
 (3) Includes Transitional Employment Benefit (TEB) cases.
 (4) Payments to Performance Based Contractors are only included at the statewide level.
 (5) Does not include eight (8) dual jurisdiction cases statewide.



QUICK FACTS ABOUT DSS IN Putnam

MO HealthNet⁽¹⁾

Number of people enrolled for MO HealthNet services	775
MO HealthNet dollars spent in state fiscal year 2010 ⁽²⁾	\$5.6 mil
Estimated portion of \$5.6 mil that was federal dollars	\$3.5 mil
MO HealthNet dollars for inpatient hospital services	\$0.5 mil
MO HealthNet dollars for physician services	\$0.7 mil
MO HealthNet dollars for nursing home services	\$0.9 mil
MO HealthNet dollars for pharmacy services	\$0.9 mil
MO HealthNet dollars for managed care payments	\$5,594

Family Support

Child support collections (IV-D and non-IV-D)	\$0.7 mil
Average monthly temporary assistance families ⁽³⁾	22
Total temporary assistance payments ⁽³⁾	\$58,188
Average monthly food stamp benefit recipients	548
Total food stamp benefits received	\$0.7 mil

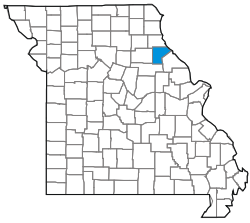
Child Protection and Permanency

Children involved in hotline reports	73
Children with substantiated abuse or neglect	8
Children with family assessments	26
Average monthly children in foster care	9
Children adopted	0
Total Children's Services expenditures ⁽⁴⁾	\$0.2 mil
Average monthly children receiving subsidized child care	5
Child care expenditures	\$10,545

Youth Services

Youths Committed ⁽⁵⁾	0
Average monthly youths in DYS custody	0

(1) Does not include Women's Health Services.
 (2) Does not include Buy-In for Medicare premiums.
 (3) Includes Transitional Employment Benefit (TEB) cases.
 (4) Payments to Performance Based Contractors are only included at the statewide level.
 (5) Does not include eight (8) dual jurisdiction cases statewide.



QUICK FACTS ABOUT DSS IN Ralls

MO HealthNet⁽¹⁾

Number of people enrolled for MO HealthNet services	1,206
MO HealthNet dollars spent in state fiscal year 2010 ⁽²⁾	\$10.3 mil
Estimated portion of \$10.3 mil that was federal dollars	\$6.5 mil
MO HealthNet dollars for inpatient hospital services	\$1.0 mil
MO HealthNet dollars for physician services	\$0.5 mil
MO HealthNet dollars for nursing home services	\$1.0 mil
MO HealthNet dollars for pharmacy services	\$1.4 mil
MO HealthNet dollars for managed care payments	\$1.9 mil

Family Support

Child support collections (IV-D and non-IV-D)	\$1.6 mil
Average monthly temporary assistance families ⁽³⁾	38
Total temporary assistance payments ⁽³⁾	\$0.1 mil
Average monthly food stamp benefit recipients	1,129
Total food stamp benefits received	\$1.6 mil

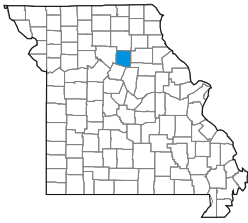
Child Protection and Permanency

Children involved in hotline reports	93
Children with substantiated abuse or neglect	8
Children with family assessments	49
Average monthly children in foster care	14
Children adopted	0
Total Children's Services expenditures ⁽⁴⁾	\$0.1 mil
Average monthly children receiving subsidized child care	23
Child care expenditures	\$58,588

Youth Services

Youths Committed ⁽⁵⁾	2
Average monthly youths in DYS custody	3

(1) Does not include Women's Health Services.
 (2) Does not include Buy-In for Medicare premiums.
 (3) Includes Transitional Employment Benefit (TEB) cases.
 (4) Payments to Performance Based Contractors are only included at the statewide level.
 (5) Does not include eight (8) dual jurisdiction cases statewide.



QUICK FACTS ABOUT DSS IN Randolph

MO HealthNet⁽¹⁾

Number of people enrolled for MO HealthNet services	4,873
MO HealthNet dollars spent in state fiscal year 2010 ⁽²⁾	\$33.4 mil
Estimated portion of \$33.4 mil that was federal dollars	\$21.2 mil
MO HealthNet dollars for inpatient hospital services	\$1.8 mil
MO HealthNet dollars for physician services	\$2.0 mil
MO HealthNet dollars for nursing home services	\$7.5 mil
MO HealthNet dollars for pharmacy services	\$4.1 mil
MO HealthNet dollars for managed care payments	\$8.6 mil

Family Support

Child support collections (IV-D and non-IV-D)	\$3.9 mil
Average monthly temporary assistance families ⁽³⁾	215
Total temporary assistance payments ⁽³⁾	\$0.6 mil
Average monthly food stamp benefit recipients	4,674
Total food stamp benefits received	\$6.6 mil

Child Protection and Permanency

Children involved in hotline reports	371
Children with substantiated abuse or neglect	20
Children with family assessments	186
Average monthly children in foster care	91
Children adopted	4
Total Children's Services expenditures ⁽⁴⁾	\$1.0 mil
Average monthly children receiving subsidized child care	180
Child care expenditures	\$0.5 mil

Youth Services

Youths Committed ⁽⁵⁾	3
Average monthly youths in DYS custody	4

(1) Does not include Women's Health Services.
 (2) Does not include Buy-In for Medicare premiums.
 (3) Includes Transitional Employment Benefit (TEB) cases.
 (4) Payments to Performance Based Contractors are only included at the statewide level.
 (5) Does not include eight (8) dual jurisdiction cases statewide.



QUICK FACTS ABOUT DSS IN Ray

MO HealthNet⁽¹⁾

Number of people enrolled for MO HealthNet services	3,002
MO HealthNet dollars spent in state fiscal year 2010 ⁽²⁾	\$21.9 mil
Estimated portion of \$21.9 mil that was federal dollars	\$13.8 mil
MO HealthNet dollars for inpatient hospital services	\$1.1 mil
MO HealthNet dollars for physician services	\$1.0 mil
MO HealthNet dollars for nursing home services	\$4.2 mil
MO HealthNet dollars for pharmacy services	\$2.9 mil
MO HealthNet dollars for managed care payments	\$5.5 mil

Family Support

Child support collections (IV-D and non-IV-D)	\$3.9 mil
Average monthly temporary assistance families ⁽³⁾	165
Total temporary assistance payments ⁽³⁾	\$0.5 mil
Average monthly food stamp benefit recipients	2,800
Total food stamp benefits received	\$4.0 mil

Child Protection and Permanency

Children involved in hotline reports	381
Children with substantiated abuse or neglect	21
Children with family assessments	193
Average monthly children in foster care	7
Children adopted	3
Total Children's Services expenditures ⁽⁴⁾	\$0.3 mil
Average monthly children receiving subsidized child care	89
Child care expenditures	\$0.3 mil

Youth Services

Youths Committed ⁽⁵⁾	9
Average monthly youths in DYS custody	21

(1) Does not include Women's Health Services.
 (2) Does not include Buy-In for Medicare premiums.
 (3) Includes Transitional Employment Benefit (TEB) cases.
 (4) Payments to Performance Based Contractors are only included at the statewide level.
 (5) Does not include eight (8) dual jurisdiction cases statewide.



QUICK FACTS ABOUT DSS IN Reynolds

MO HealthNet⁽¹⁾

Number of people enrolled for MO HealthNet services	1,651
MO HealthNet dollars spent in state fiscal year 2010 ⁽²⁾	\$16.8 mil
Estimated portion of \$16.8 mil that was federal dollars	\$10.7 mil
MO HealthNet dollars for inpatient hospital services	\$1.9 mil
MO HealthNet dollars for physician services	\$2.3 mil
MO HealthNet dollars for nursing home services	\$1.1 mil
MO HealthNet dollars for pharmacy services	\$2.4 mil
MO HealthNet dollars for managed care payments	\$33,883

Family Support

Child support collections (IV-D and non-IV-D)	\$0.9 mil
Average monthly temporary assistance families ⁽³⁾	53
Total temporary assistance payments ⁽³⁾	\$0.2 mil
Average monthly food stamp benefit recipients	1,518
Total food stamp benefits received	\$2.1 mil

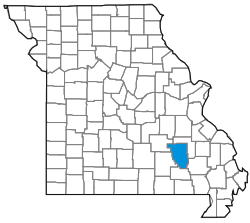
Child Protection and Permanency

Children involved in hotline reports	130
Children with substantiated abuse or neglect	10
Children with family assessments	54
Average monthly children in foster care	20
Children adopted	12
Total Children's Services expenditures ⁽⁴⁾	\$0.4 mil
Average monthly children receiving subsidized child care	15
Child care expenditures	\$22,450

Youth Services

Youths Committed ⁽⁵⁾	5
Average monthly youths in DYS custody	2

(1) Does not include Women's Health Services.
 (2) Does not include Buy-In for Medicare premiums.
 (3) Includes Transitional Employment Benefit (TEB) cases.
 (4) Payments to Performance Based Contractors are only included at the statewide level.
 (5) Does not include eight (8) dual jurisdiction cases statewide.



QUICK FACTS ABOUT DSS IN Ripley

MO HealthNet⁽¹⁾

Number of people enrolled for MO HealthNet services	4,565
MO HealthNet dollars spent in state fiscal year 2010 ⁽²⁾	\$36.3 mil
Estimated portion of \$36.3 mil that was federal dollars	\$23.0 mil
MO HealthNet dollars for inpatient hospital services	\$4.2 mil
MO HealthNet dollars for physician services	\$6.0 mil
MO HealthNet dollars for nursing home services	\$1.6 mil
MO HealthNet dollars for pharmacy services	\$7.6 mil
MO HealthNet dollars for managed care payments	\$19,729

Family Support

Child support collections (IV-D and non-IV-D)	\$1.7 mil
Average monthly temporary assistance families ⁽³⁾	196
Total temporary assistance payments ⁽³⁾	\$0.6 mil
Average monthly food stamp benefit recipients	4,190
Total food stamp benefits received	\$5.8 mil

Child Protection and Permanency

Children involved in hotline reports	310
Children with substantiated abuse or neglect	14
Children with family assessments	141
Average monthly children in foster care	21
Children adopted	5
Total Children's Services expenditures ⁽⁴⁾	\$0.6 mil
Average monthly children receiving subsidized child care	96
Child care expenditures	\$0.2 mil

Youth Services

Youths Committed ⁽⁵⁾	2
Average monthly youths in DYS custody	3

(1) Does not include Women's Health Services.
 (2) Does not include Buy-In for Medicare premiums.
 (3) Includes Transitional Employment Benefit (TEB) cases.
 (4) Payments to Performance Based Contractors are only included at the statewide level.
 (5) Does not include eight (8) dual jurisdiction cases statewide.



QUICK FACTS ABOUT DSS IN St. Charles

MO HealthNet⁽¹⁾

Number of people enrolled for MO HealthNet services	19,373
MO HealthNet dollars spent in state fiscal year 2010 ⁽²⁾	\$162.0 mil
Estimated portion of \$162.0 mil that was federal dollars	\$102.5 mil
MO HealthNet dollars for inpatient hospital services	\$13.2 mil
MO HealthNet dollars for physician services	\$6.5 mil
MO HealthNet dollars for nursing home services	\$18.6 mil
MO HealthNet dollars for pharmacy services	\$16.9 mil
MO HealthNet dollars for managed care payments	\$38.2 mil

Family Support

Child support collections (IV-D and non-IV-D)	\$35.7 mil
Average monthly temporary assistance families ⁽³⁾	783
Total temporary assistance payments ⁽³⁾	\$2.1 mil
Average monthly food stamp benefit recipients	18,942
Total food stamp benefits received	\$29.4 mil

Child Protection and Permanency

Children involved in hotline reports	2,333
Children with substantiated abuse or neglect	244
Children with family assessments	1,094
Average monthly children in foster care	188
Children adopted	27
Total Children's Services expenditures ⁽⁴⁾	\$3.5 mil
Average monthly children receiving subsidized child care	1,170
Child care expenditures	\$4.1 mil

Youth Services

Youths Committed ⁽⁵⁾	55
Average monthly youths in DYS custody	65

(1) Does not include Women's Health Services.
 (2) Does not include Buy-In for Medicare premiums.
 (3) Includes Transitional Employment Benefit (TEB) cases.
 (4) Payments to Performance Based Contractors are only included at the statewide level.
 (5) Does not include eight (8) dual jurisdiction cases statewide.



QUICK FACTS ABOUT DSS IN St. Clair

MO HealthNet⁽¹⁾

Number of people enrolled for MO HealthNet services	1,977
MO HealthNet dollars spent in state fiscal year 2010 ⁽²⁾	\$13.1 mil
Estimated portion of \$13.1 mil that was federal dollars	\$8.3 mil
MO HealthNet dollars for inpatient hospital services	\$0.9 mil
MO HealthNet dollars for physician services	\$1.0 mil
MO HealthNet dollars for nursing home services	\$1.7 mil
MO HealthNet dollars for pharmacy services	\$2.1 mil
MO HealthNet dollars for managed care payments	\$3.0 mil

Family Support

Child support collections (IV-D and non-IV-D)	\$1.1 mil
Average monthly temporary assistance families ⁽³⁾	75
Total temporary assistance payments ⁽³⁾	\$0.2 mil
Average monthly food stamp benefit recipients	2,046
Total food stamp benefits received	\$2.9 mil

Child Protection and Permanency

Children involved in hotline reports	115
Children with substantiated abuse or neglect	3
Children with family assessments	51
Average monthly children in foster care	26
Children adopted	16
Total Children's Services expenditures ⁽⁴⁾	\$0.7 mil
Average monthly children receiving subsidized child care	21
Child care expenditures	\$37,316

Youth Services

Youths Committed ⁽⁵⁾	0
Average monthly youths in DYS custody	0

(1) Does not include Women's Health Services.

(2) Does not include Buy-In for Medicare premiums.

(3) Includes Transitional Employment Benefit (TEB) cases.

(4) Payments to Performance Based Contractors are only included at the statewide level.

(5) Does not include eight (8) dual jurisdiction cases statewide.



QUICK FACTS ABOUT DSS IN St. Francois

MO HealthNet⁽¹⁾

Number of people enrolled for MO HealthNet services	12,368
MO HealthNet dollars spent in state fiscal year 2010 ⁽²⁾	\$94.7 mil
Estimated portion of \$94.7 mil that was federal dollars	\$59.9 mil
MO HealthNet dollars for inpatient hospital services	\$6.0 mil
MO HealthNet dollars for physician services	\$6.2 mil
MO HealthNet dollars for nursing home services	\$13.8 mil
MO HealthNet dollars for pharmacy services	\$15.4 mil
MO HealthNet dollars for managed care payments	\$19.8 mil

Family Support

Child support collections (IV-D and non-IV-D)	\$9.8 mil
Average monthly temporary assistance families ⁽³⁾	623
Total temporary assistance payments ⁽³⁾	\$1.7 mil
Average monthly food stamp benefit recipients	12,526
Total food stamp benefits received	\$18.3 mil

Child Protection and Permanency

Children involved in hotline reports	1,098
Children with substantiated abuse or neglect	92
Children with family assessments	400
Average monthly children in foster care	88
Children adopted	13
Total Children's Services expenditures ⁽⁴⁾	\$2.3 mil
Average monthly children receiving subsidized child care	494
Child care expenditures	\$1.1 mil

Youth Services

Youths Committed ⁽⁵⁾	31
Average monthly youths in DYS custody	45

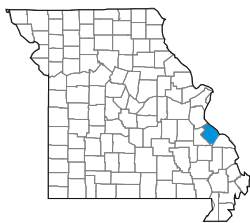
(1) Does not include Women's Health Services.

(2) Does not include Buy-In for Medicare premiums.

(3) Includes Transitional Employment Benefit (TEB) cases.

(4) Payments to Performance Based Contractors are only included at the statewide level.

(5) Does not include eight (8) dual jurisdiction cases statewide.



QUICK FACTS ABOUT DSS IN Ste. Genevieve

MO HealthNet⁽¹⁾

Number of people enrolled for MO HealthNet services	2,267
MO HealthNet dollars spent in state fiscal year 2010 ⁽²⁾	\$16.6 mil
Estimated portion of \$16.6 mil that was federal dollars	\$10.5 mil
MO HealthNet dollars for inpatient hospital services	\$1.0 mil
MO HealthNet dollars for physician services	\$1.0 mil
MO HealthNet dollars for nursing home services	\$2.1 mil
MO HealthNet dollars for pharmacy services	\$2.4 mil
MO HealthNet dollars for managed care payments	\$3.8 mil

Family Support

Child support collections (IV-D and non-IV-D)	\$2.0 mil
Average monthly temporary assistance families ⁽³⁾	100
Total temporary assistance payments ⁽³⁾	\$0.3 mil
Average monthly food stamp benefit recipients	2,270
Total food stamp benefits received	\$3.2 mil

Child Protection and Permanency

Children involved in hotline reports	179
Children with substantiated abuse or neglect	20
Children with family assessments	95
Average monthly children in foster care	19
Children adopted	0
Total Children's Services expenditures ⁽⁴⁾	\$0.2 mil
Average monthly children receiving subsidized child care	73
Child care expenditures	\$0.2 mil

Youth Services

Youths Committed ⁽⁵⁾	1
Average monthly youths in DYS custody	8

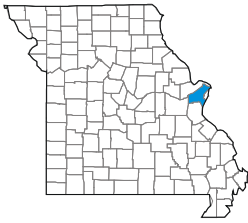
(1) Does not include Women's Health Services.

(2) Does not include Buy-In for Medicare premiums.

(3) Includes Transitional Employment Benefit (TEB) cases.

(4) Payments to Performance Based Contractors are only included at the statewide level.

(5) Does not include eight (8) dual jurisdiction cases statewide.



QUICK FACTS ABOUT DSS IN St. Louis County

MO HealthNet⁽¹⁾

Number of people enrolled for MO HealthNet services	102,965
MO HealthNet dollars spent in state fiscal year 2010 ⁽²⁾	\$586.5 mil
Estimated portion of \$586.5 mil that was federal dollars	\$371.2 mil
MO HealthNet dollars for inpatient hospital services	\$72.3 mil
MO HealthNet dollars for physician services	\$39.8 mil
MO HealthNet dollars for nursing home services	\$83.2 mil
MO HealthNet dollars for pharmacy services	\$71.9 mil
MO HealthNet dollars for managed care payments	\$151.9 mil

Family Support

Child support collections (IV-D and non-IV-D)	\$116.1 mil
Average monthly temporary assistance families ⁽³⁾	5,196
Total temporary assistance payments ⁽³⁾	\$14.2 mil
Average monthly food stamp benefit recipients	107,325
Total food stamp benefits received	\$166.7 mil

Child Protection and Permanency

Children involved in hotline reports	6,691
Children with substantiated abuse or neglect	502
Children with family assessments	3,437
Average monthly children in foster care	890
Children adopted	75
Total Children's Services expenditures ⁽⁴⁾	\$12.7 mil
Average monthly children receiving subsidized child care	10,932
Child care expenditures	\$43.4 mil

Youth Services

Youths Committed ⁽⁵⁾	81
Average monthly youths in DYS custody	117

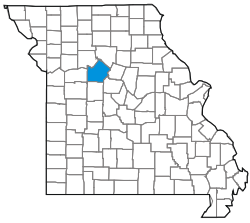
(1) Does not include Women's Health Services.

(2) Does not include Buy-In for Medicare premiums.

(3) Includes Transitional Employment Benefit (TEB) cases.

(4) Payments to Performance Based Contractors are only included at the statewide level.

(5) Does not include eight (8) dual jurisdiction cases statewide.



QUICK FACTS ABOUT DSS IN Saline

MO HealthNet⁽¹⁾

Number of people enrolled for MO HealthNet services	4,227
MO HealthNet dollars spent in state fiscal year 2010 ⁽²⁾	\$57.6 mil
Estimated portion of \$57.6 mil that was federal dollars	\$36.4 mil
MO HealthNet dollars for inpatient hospital services	\$2.0 mil
MO HealthNet dollars for physician services	\$1.9 mil
MO HealthNet dollars for nursing home services	\$4.7 mil
MO HealthNet dollars for pharmacy services	\$3.9 mil
MO HealthNet dollars for managed care payments	\$6.8 mil

Family Support

Child support collections (IV-D and non-IV-D)	\$3.5 mil
Average monthly temporary assistance families ⁽³⁾	191
Total temporary assistance payments ⁽³⁾	\$0.5 mil
Average monthly food stamp benefit recipients	3,543
Total food stamp benefits received	\$4.9 mil

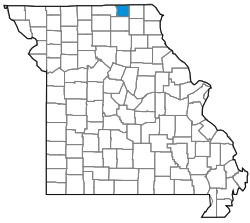
Child Protection and Permanency

Children involved in hotline reports	329
Children with substantiated abuse or neglect	30
Children with family assessments	183
Average monthly children in foster care	40
Children adopted	12
Total Children's Services expenditures ⁽⁴⁾	\$1.1 mil
Average monthly children receiving subsidized child care	95
Child care expenditures	\$0.2 mil

Youth Services

Youths Committed ⁽⁵⁾	10
Average monthly youths in DYS custody	18

(1) Does not include Women's Health Services.
 (2) Does not include Buy-In for Medicare premiums.
 (3) Includes Transitional Employment Benefit (TEB) cases.
 (4) Payments to Performance Based Contractors are only included at the statewide level.
 (5) Does not include eight (8) dual jurisdiction cases statewide.



QUICK FACTS ABOUT DSS IN Schuyler

MO HealthNet⁽¹⁾

Number of people enrolled for MO HealthNet services	781
MO HealthNet dollars spent in state fiscal year 2010 ⁽²⁾	\$5.4 mil
Estimated portion of \$5.4 mil that was federal dollars	\$3.4 mil
MO HealthNet dollars for inpatient hospital services	\$0.6 mil
MO HealthNet dollars for physician services	\$0.8 mil
MO HealthNet dollars for nursing home services	\$1.1 mil
MO HealthNet dollars for pharmacy services	\$1.0 mil
MO HealthNet dollars for managed care payments	\$2,600

Family Support

Child support collections (IV-D and non-IV-D)	\$0.6 mil
Average monthly temporary assistance families ⁽³⁾	13
Total temporary assistance payments ⁽³⁾	\$38,472
Average monthly food stamp benefit recipients	594
Total food stamp benefits received	\$0.8 mil

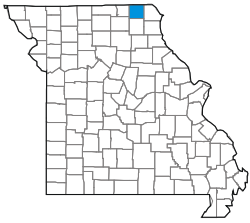
Child Protection and Permanency

Children involved in hotline reports	45
Children with substantiated abuse or neglect	4
Children with family assessments	27
Average monthly children in foster care	6
Children adopted	6
Total Children's Services expenditures ⁽⁴⁾	\$0.1 mil
Average monthly children receiving subsidized child care	15
Child care expenditures	\$26,925

Youth Services

Youths Committed ⁽⁵⁾	1
Average monthly youths in DYS custody	0

(1) Does not include Women's Health Services.
 (2) Does not include Buy-In for Medicare premiums.
 (3) Includes Transitional Employment Benefit (TEB) cases.
 (4) Payments to Performance Based Contractors are only included at the statewide level.
 (5) Does not include eight (8) dual jurisdiction cases statewide.



QUICK FACTS ABOUT DSS IN Scotland

MO HealthNet⁽¹⁾

Number of people enrolled for MO HealthNet services	657
MO HealthNet dollars spent in state fiscal year 2010 ⁽²⁾	\$4.6 mil
Estimated portion of \$4.6 mil that was federal dollars	\$2.9 mil
MO HealthNet dollars for inpatient hospital services	\$0.6 mil
MO HealthNet dollars for physician services	\$0.6 mil
MO HealthNet dollars for nursing home services	\$1.3 mil
MO HealthNet dollars for pharmacy services	\$0.6 mil
MO HealthNet dollars for managed care payments	\$3,088

Family Support

Child support collections (IV-D and non-IV-D)	\$0.6 mil
Average monthly temporary assistance families ⁽³⁾	13
Total temporary assistance payments ⁽³⁾	\$36,264
Average monthly food stamp benefit recipients	454
Total food stamp benefits received	\$0.6 mil

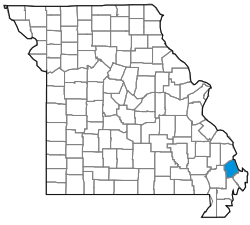
Child Protection and Permanency

Children involved in hotline reports	49
Children with substantiated abuse or neglect	0
Children with family assessments	34
Average monthly children in foster care	10
Children adopted	0
Total Children's Services expenditures ⁽⁴⁾	\$0.2 mil
Average monthly children receiving subsidized child care	12
Child care expenditures	\$26,540

Youth Services

Youths Committed ⁽⁵⁾	0
Average monthly youths in DYS custody	0

(1) Does not include Women's Health Services.
 (2) Does not include Buy-In for Medicare premiums.
 (3) Includes Transitional Employment Benefit (TEB) cases.
 (4) Payments to Performance Based Contractors are only included at the statewide level.
 (5) Does not include eight (8) dual jurisdiction cases statewide.



QUICK FACTS ABOUT DSS IN Scott

MO HealthNet⁽¹⁾

Number of people enrolled for MO HealthNet services	9,710
MO HealthNet dollars spent in state fiscal year 2010 ⁽²⁾	\$74.0 mil
Estimated portion of \$74.0 mil that was federal dollars	\$46.8 mil
MO HealthNet dollars for inpatient hospital services	\$8.1 mil
MO HealthNet dollars for physician services	\$9.8 mil
MO HealthNet dollars for nursing home services	\$8.9 mil
MO HealthNet dollars for pharmacy services	\$12.5 mil
MO HealthNet dollars for managed care payments	\$35,103

Family Support

Child support collections (IV-D and non-IV-D)	\$7.9 mil
Average monthly temporary assistance families ⁽³⁾	616
Total temporary assistance payments ⁽³⁾	\$1.6 mil
Average monthly food stamp benefit recipients	9,179
Total food stamp benefits received	\$13.1 mil

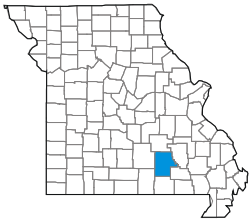
Child Protection and Permanency

Children involved in hotline reports	672
Children with substantiated abuse or neglect	72
Children with family assessments	275
Average monthly children in foster care	59
Children adopted	5
Total Children's Services expenditures ⁽⁴⁾	\$1.1 mil
Average monthly children receiving subsidized child care	475
Child care expenditures	\$1.0 mil

Youth Services

Youths Committed ⁽⁵⁾	20
Average monthly youths in DYS custody	44

(1) Does not include Women's Health Services.
 (2) Does not include Buy-In for Medicare premiums.
 (3) Includes Transitional Employment Benefit (TEB) cases.
 (4) Payments to Performance Based Contractors are only included at the statewide level.
 (5) Does not include eight (8) dual jurisdiction cases statewide.



QUICK FACTS ABOUT DSS IN Shannon

MO HealthNet⁽¹⁾

Number of people enrolled for MO HealthNet services	2,165
MO HealthNet dollars spent in state fiscal year 2010 ⁽²⁾	\$11.9 mil
Estimated portion of \$11.9 mil that was federal dollars	\$7.5 mil
MO HealthNet dollars for inpatient hospital services	\$1.2 mil
MO HealthNet dollars for physician services	\$2.0 mil
MO HealthNet dollars for nursing home services	\$1.5 mil
MO HealthNet dollars for pharmacy services	\$2.4 mil
MO HealthNet dollars for managed care payments	\$11,376

Family Support

Child support collections (IV-D and non-IV-D)	\$0.8 mil
Average monthly temporary assistance families ⁽³⁾	66
Total temporary assistance payments ⁽³⁾	\$0.2 mil
Average monthly food stamp benefit recipients	2,068
Total food stamp benefits received	\$2.8 mil

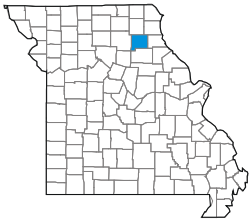
Child Protection and Permanency

Children involved in hotline reports	124
Children with substantiated abuse or neglect	4
Children with family assessments	40
Average monthly children in foster care	4
Children adopted	0
Total Children's Services expenditures ⁽⁴⁾	\$0.2 mil
Average monthly children receiving subsidized child care	11
Child care expenditures	\$20,670

Youth Services

Youths Committed ⁽⁵⁾	0
Average monthly youths in DYS custody	0

(1) Does not include Women's Health Services.
 (2) Does not include Buy-In for Medicare premiums.
 (3) Includes Transitional Employment Benefit (TEB) cases.
 (4) Payments to Performance Based Contractors are only included at the statewide level.
 (5) Does not include eight (8) dual jurisdiction cases statewide.



QUICK FACTS ABOUT DSS IN Shelby

MO HealthNet⁽¹⁾

Number of people enrolled for MO HealthNet services	1,061
MO HealthNet dollars spent in state fiscal year 2010 ⁽²⁾	\$7.1 mil
Estimated portion of \$7.1 mil that was federal dollars	\$4.5 mil
MO HealthNet dollars for inpatient hospital services	\$0.2 mil
MO HealthNet dollars for physician services	\$0.3 mil
MO HealthNet dollars for nursing home services	\$2.1 mil
MO HealthNet dollars for pharmacy services	\$0.7 mil
MO HealthNet dollars for managed care payments	\$1.7 mil

Family Support

Child support collections (IV-D and non-IV-D)	\$0.9 mil
Average monthly temporary assistance families ⁽³⁾	22
Total temporary assistance payments ⁽³⁾	\$62,184
Average monthly food stamp benefit recipients	821
Total food stamp benefits received	\$1.1 mil

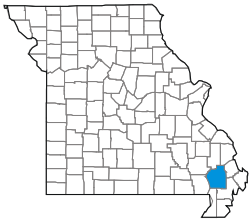
Child Protection and Permanency

Children involved in hotline reports	103
Children with substantiated abuse or neglect	7
Children with family assessments	61
Average monthly children in foster care	15
Children adopted	0
Total Children's Services expenditures ⁽⁴⁾	\$0.3 mil
Average monthly children receiving subsidized child care	16
Child care expenditures	\$18,615

Youth Services

Youths Committed ⁽⁵⁾	1
Average monthly youths in DYS custody	2

(1) Does not include Women's Health Services.
 (2) Does not include Buy-In for Medicare premiums.
 (3) Includes Transitional Employment Benefit (TEB) cases.
 (4) Payments to Performance Based Contractors are only included at the statewide level.
 (5) Does not include eight (8) dual jurisdiction cases statewide.



QUICK FACTS ABOUT DSS IN Stoddard

MO HealthNet⁽¹⁾

Number of people enrolled for MO HealthNet services	6,752
MO HealthNet dollars spent in state fiscal year 2010 ⁽²⁾	\$53.4 mil
Estimated portion of \$53.4 mil that was federal dollars	\$33.8 mil
MO HealthNet dollars for inpatient hospital services	\$6.6 mil
MO HealthNet dollars for physician services	\$7.9 mil
MO HealthNet dollars for nursing home services	\$6.9 mil
MO HealthNet dollars for pharmacy services	\$9.2 mil
MO HealthNet dollars for managed care payments	\$25,368

Family Support

Child support collections (IV-D and non-IV-D)	\$4.5 mil
Average monthly temporary assistance families ⁽³⁾	210
Total temporary assistance payments ⁽³⁾	\$0.6 mil
Average monthly food stamp benefit recipients	5,545
Total food stamp benefits received	\$7.5 mil

Child Protection and Permanency

Children involved in hotline reports	420
Children with substantiated abuse or neglect	105
Children with family assessments	175
Average monthly children in foster care	153
Children adopted	8
Total Children's Services expenditures ⁽⁴⁾	\$1.5 mil
Average monthly children receiving subsidized child care	135
Child care expenditures	\$0.3 mil

Youth Services

Youths Committed ⁽⁵⁾	2
Average monthly youths in DYS custody	3

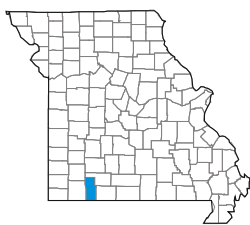
(1) Does not include Women's Health Services.

(2) Does not include Buy-In for Medicare premiums.

(3) Includes Transitional Employment Benefit (TEB) cases.

(4) Payments to Performance Based Contractors are only included at the statewide level.

(5) Does not include eight (8) dual jurisdiction cases statewide.



QUICK FACTS ABOUT DSS IN Stone

MO HealthNet⁽¹⁾

Number of people enrolled for MO HealthNet services	4,534
MO HealthNet dollars spent in state fiscal year 2010 ⁽²⁾	\$23.7 mil
Estimated portion of \$23.7 mil that was federal dollars	\$15.0 mil
MO HealthNet dollars for inpatient hospital services	\$2.6 mil
MO HealthNet dollars for physician services	\$3.4 mil
MO HealthNet dollars for nursing home services	\$4.5 mil
MO HealthNet dollars for pharmacy services	\$4.6 mil
MO HealthNet dollars for managed care payments	\$22,524

Family Support

Child support collections (IV-D and non-IV-D)	\$4.0 mil
Average monthly temporary assistance families ⁽³⁾	148
Total temporary assistance payments ⁽³⁾	\$0.4 mil
Average monthly food stamp benefit recipients	4,493
Total food stamp benefits received	\$6.5 mil

Child Protection and Permanency

Children involved in hotline reports	368
Children with substantiated abuse or neglect	14
Children with family assessments	177
Average monthly children in foster care	63
Children adopted	8
Total Children's Services expenditures ⁽⁴⁾	\$1.1 mil
Average monthly children receiving subsidized child care	83
Child care expenditures	\$0.2 mil

Youth Services

Youths Committed ⁽⁵⁾	2
Average monthly youths in DYS custody	4

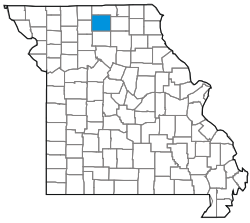
(1) Does not include Women's Health Services.

(2) Does not include Buy-In for Medicare premiums.

(3) Includes Transitional Employment Benefit (TEB) cases.

(4) Payments to Performance Based Contractors are only included at the statewide level.

(5) Does not include eight (8) dual jurisdiction cases statewide.



QUICK FACTS ABOUT DSS IN Sullivan

MO HealthNet⁽¹⁾

Number of people enrolled for MO HealthNet services	1,160
MO HealthNet dollars spent in state fiscal year 2010 ⁽²⁾	\$9.4 mil
Estimated portion of \$9.4 mil that was federal dollars	\$5.9 mil
MO HealthNet dollars for inpatient hospital services	\$1.1 mil
MO HealthNet dollars for physician services	\$1.2 mil
MO HealthNet dollars for nursing home services	\$2.0 mil
MO HealthNet dollars for pharmacy services	\$1.4 mil
MO HealthNet dollars for managed care payments	\$7,524

Family Support

Child support collections (IV-D and non-IV-D)	\$1.0 mil
Average monthly temporary assistance families ⁽³⁾	51
Total temporary assistance payments ⁽³⁾	\$0.1 mil
Average monthly food stamp benefit recipients	983
Total food stamp benefits received	\$1.4 mil

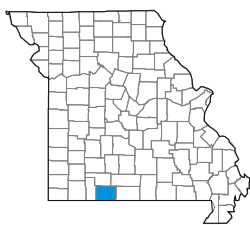
Child Protection and Permanency

Children involved in hotline reports	138
Children with substantiated abuse or neglect	12
Children with family assessments	56
Average monthly children in foster care	12
Children adopted	0
Total Children's Services expenditures ⁽⁴⁾	\$0.1 mil
Average monthly children receiving subsidized child care	11
Child care expenditures	\$28,051

Youth Services

Youths Committed ⁽⁵⁾	0
Average monthly youths in DYS custody	3

(1) Does not include Women's Health Services.
 (2) Does not include Buy-In for Medicare premiums.
 (3) Includes Transitional Employment Benefit (TEB) cases.
 (4) Payments to Performance Based Contractors are only included at the statewide level.
 (5) Does not include eight (8) dual jurisdiction cases statewide.



QUICK FACTS ABOUT DSS IN Taney

MO HealthNet⁽¹⁾

Number of people enrolled for MO HealthNet services	8,431
MO HealthNet dollars spent in state fiscal year 2010 ⁽²⁾	\$42.8 mil
Estimated portion of \$42.8 mil that was federal dollars	\$27.1 mil
MO HealthNet dollars for inpatient hospital services	\$6.5 mil
MO HealthNet dollars for physician services	\$6.9 mil
MO HealthNet dollars for nursing home services	\$5.6 mil
MO HealthNet dollars for pharmacy services	\$7.7 mil
MO HealthNet dollars for managed care payments	\$58,625

Family Support

Child support collections (IV-D and non-IV-D)	\$5.6 mil
Average monthly temporary assistance families ⁽³⁾	279
Total temporary assistance payments ⁽³⁾	\$0.8 mil
Average monthly food stamp benefit recipients	9,016
Total food stamp benefits received	\$13.3 mil

Child Protection and Permanency

Children involved in hotline reports	793
Children with substantiated abuse or neglect	40
Children with family assessments	338
Average monthly children in foster care	179
Children adopted	7
Total Children's Services expenditures ⁽⁴⁾	\$1.9 mil
Average monthly children receiving subsidized child care	160
Child care expenditures	\$0.4 mil

Youth Services

Youths Committed ⁽⁵⁾	14
Average monthly youths in DYS custody	16

(1) Does not include Women's Health Services.

(2) Does not include Buy-In for Medicare premiums.

(3) Includes Transitional Employment Benefit (TEB) cases.

(4) Payments to Performance Based Contractors are only included at the statewide level.

(5) Does not include eight (8) dual jurisdiction cases statewide.



QUICK FACTS ABOUT DSS IN Texas

MO HealthNet⁽¹⁾

Number of people enrolled for MO HealthNet services	5,034
MO HealthNet dollars spent in state fiscal year 2010 ⁽²⁾	\$26.2 mil
Estimated portion of \$26.2 mil that was federal dollars	\$16.6 mil
MO HealthNet dollars for inpatient hospital services	\$2.3 mil
MO HealthNet dollars for physician services	\$4.2 mil
MO HealthNet dollars for nursing home services	\$4.2 mil
MO HealthNet dollars for pharmacy services	\$4.8 mil
MO HealthNet dollars for managed care payments	\$58,934

Family Support

Child support collections (IV-D and non-IV-D)	\$2.5 mil
Average monthly temporary assistance families ⁽³⁾	205
Total temporary assistance payments ⁽³⁾	\$0.6 mil
Average monthly food stamp benefit recipients	4,681
Total food stamp benefits received	\$6.5 mil

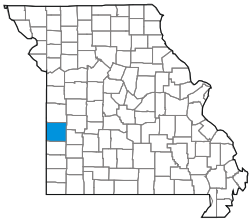
Child Protection and Permanency

Children involved in hotline reports	433
Children with substantiated abuse or neglect	57
Children with family assessments	176
Average monthly children in foster care	60
Children adopted	5
Total Children's Services expenditures ⁽⁴⁾	\$0.8 mil
Average monthly children receiving subsidized child care	62
Child care expenditures	\$0.1 mil

Youth Services

Youths Committed ⁽⁵⁾	6
Average monthly youths in DYS custody	5

(1) Does not include Women's Health Services.
 (2) Does not include Buy-In for Medicare premiums.
 (3) Includes Transitional Employment Benefit (TEB) cases.
 (4) Payments to Performance Based Contractors are only included at the statewide level.
 (5) Does not include eight (8) dual jurisdiction cases statewide.



QUICK FACTS ABOUT DSS IN Vernon

MO HealthNet⁽¹⁾

Number of people enrolled for MO HealthNet services	4,052
MO HealthNet dollars spent in state fiscal year 2010 ⁽²⁾	\$46.0 mil
Estimated portion of \$46.0 mil that was federal dollars	\$29.1 mil
MO HealthNet dollars for inpatient hospital services	\$2.5 mil
MO HealthNet dollars for physician services	\$1.7 mil
MO HealthNet dollars for nursing home services	\$6.5 mil
MO HealthNet dollars for pharmacy services	\$5.2 mil
MO HealthNet dollars for managed care payments	\$6.4 mil

Family Support

Child support collections (IV-D and non-IV-D)	\$3.6 mil
Average monthly temporary assistance families ⁽³⁾	178
Total temporary assistance payments ⁽³⁾	\$0.5 mil
Average monthly food stamp benefit recipients	3,591
Total food stamp benefits received	\$5.0 mil

Child Protection and Permanency

Children involved in hotline reports	365
Children with substantiated abuse or neglect	24
Children with family assessments	292
Average monthly children in foster care	30
Children adopted	1
Total Children's Services expenditures ⁽⁴⁾	\$0.7 mil
Average monthly children receiving subsidized child care	70
Child care expenditures	\$0.1 mil

Youth Services

Youths Committed ⁽⁵⁾	3
Average monthly youths in DYS custody	11

(1) Does not include Women's Health Services.
 (2) Does not include Buy-In for Medicare premiums.
 (3) Includes Transitional Employment Benefit (TEB) cases.
 (4) Payments to Performance Based Contractors are only included at the statewide level.
 (5) Does not include eight (8) dual jurisdiction cases statewide.



QUICK FACTS ABOUT DSS IN Warren

MO HealthNet⁽¹⁾

Number of people enrolled for MO HealthNet services	4,303
MO HealthNet dollars spent in state fiscal year 2010 ⁽²⁾	\$27.7 mil
Estimated portion of \$27.7 mil that was federal dollars	\$17.5 mil
MO HealthNet dollars for inpatient hospital services	\$1.7 mil
MO HealthNet dollars for physician services	\$1.5 mil
MO HealthNet dollars for nursing home services	\$1.7 mil
MO HealthNet dollars for pharmacy services	\$4.1 mil
MO HealthNet dollars for managed care payments	\$8.3 mil

Family Support

Child support collections (IV-D and non-IV-D)	\$3.1 mil
Average monthly temporary assistance families ⁽³⁾	226
Total temporary assistance payments ⁽³⁾	\$0.7 mil
Average monthly food stamp benefit recipients	4,534
Total food stamp benefits received	\$6.9 mil

Child Protection and Permanency

Children involved in hotline reports	437
Children with substantiated abuse or neglect	68
Children with family assessments	249
Average monthly children in foster care	46
Children adopted	3
Total Children's Services expenditures ⁽⁴⁾	\$0.8 mil
Average monthly children receiving subsidized child care	114
Child care expenditures	\$0.3 mil

Youth Services

Youths Committed ⁽⁵⁾	5
Average monthly youths in DYS custody	6

(1) Does not include Women's Health Services.
 (2) Does not include Buy-In for Medicare premiums.
 (3) Includes Transitional Employment Benefit (TEB) cases.
 (4) Payments to Performance Based Contractors are only included at the statewide level.
 (5) Does not include eight (8) dual jurisdiction cases statewide.



QUICK FACTS ABOUT DSS IN Washington

MO HealthNet⁽¹⁾

Number of people enrolled for MO HealthNet services	6,728
MO HealthNet dollars spent in state fiscal year 2010 ⁽²⁾	\$49.7 mil
Estimated portion of \$49.7 mil that was federal dollars	\$31.4 mil
MO HealthNet dollars for inpatient hospital services	\$3.1 mil
MO HealthNet dollars for physician services	\$3.4 mil
MO HealthNet dollars for nursing home services	\$4.6 mil
MO HealthNet dollars for pharmacy services	\$8.2 mil
MO HealthNet dollars for managed care payments	\$10.5 mil

Family Support

Child support collections (IV-D and non-IV-D)	\$3.4 mil
Average monthly temporary assistance families ⁽³⁾	275
Total temporary assistance payments ⁽³⁾	\$0.8 mil
Average monthly food stamp benefit recipients	7,113
Total food stamp benefits received	\$10.4 mil

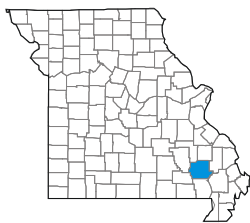
Child Protection and Permanency

Children involved in hotline reports	331
Children with substantiated abuse or neglect	36
Children with family assessments	166
Average monthly children in foster care	106
Children adopted	0
Total Children's Services expenditures ⁽⁴⁾	\$1.4 mil
Average monthly children receiving subsidized child care	139
Child care expenditures	\$0.3 mil

Youth Services

Youths Committed ⁽⁵⁾	6
Average monthly youths in DYS custody	14

(1) Does not include Women's Health Services.
 (2) Does not include Buy-In for Medicare premiums.
 (3) Includes Transitional Employment Benefit (TEB) cases.
 (4) Payments to Performance Based Contractors are only included at the statewide level.
 (5) Does not include eight (8) dual jurisdiction cases statewide.



QUICK FACTS ABOUT DSS IN Wayne

MO HealthNet⁽¹⁾

Number of people enrolled for MO HealthNet services	3,477
MO HealthNet dollars spent in state fiscal year 2010 ⁽²⁾	\$28.5 mil
Estimated portion of \$28.5 mil that was federal dollars	\$18.0 mil
MO HealthNet dollars for inpatient hospital services	\$2.7 mil
MO HealthNet dollars for physician services	\$4.1 mil
MO HealthNet dollars for nursing home services	\$3.1 mil
MO HealthNet dollars for pharmacy services	\$5.4 mil
MO HealthNet dollars for managed care payments	\$17,247

Family Support

Child support collections (IV-D and non-IV-D)	\$1.5 mil
Average monthly temporary assistance families ⁽³⁾	117
Total temporary assistance payments ⁽³⁾	\$0.3 mil
Average monthly food stamp benefit recipients	3,153
Total food stamp benefits received	\$4.3 mil

Child Protection and Permanency

Children involved in hotline reports	331
Children with substantiated abuse or neglect	6
Children with family assessments	103
Average monthly children in foster care	46
Children adopted	0
Total Children's Services expenditures ⁽⁴⁾	\$0.7 mil
Average monthly children receiving subsidized child care	47
Child care expenditures	\$88,794

Youth Services

Youths Committed ⁽⁵⁾	1
Average monthly youths in DYS custody	2

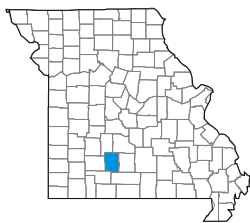
(1) Does not include Women's Health Services.

(2) Does not include Buy-In for Medicare premiums.

(3) Includes Transitional Employment Benefit (TEB) cases.

(4) Payments to Performance Based Contractors are only included at the statewide level.

(5) Does not include eight (8) dual jurisdiction cases statewide.



QUICK FACTS ABOUT DSS IN Webster

MO HealthNet⁽¹⁾

Number of people enrolled for MO HealthNet services	5,590
MO HealthNet dollars spent in state fiscal year 2010 ⁽²⁾	\$28.7 mil
Estimated portion of \$28.7 mil that was federal dollars	\$18.2 mil
MO HealthNet dollars for inpatient hospital services	\$3.1 mil
MO HealthNet dollars for physician services	\$4.4 mil
MO HealthNet dollars for nursing home services	\$5.1 mil
MO HealthNet dollars for pharmacy services	\$5.5 mil
MO HealthNet dollars for managed care payments	\$48,983

Family Support

Child support collections (IV-D and non-IV-D)	\$4.4 mil
Average monthly temporary assistance families ⁽³⁾	204
Total temporary assistance payments ⁽³⁾	\$0.6 mil
Average monthly food stamp benefit recipients	5,092
Total food stamp benefits received	\$7.1 mil

Child Protection and Permanency

Children involved in hotline reports	645
Children with substantiated abuse or neglect	33
Children with family assessments	286
Average monthly children in foster care	53
Children adopted	6
Total Children's Services expenditures ⁽⁴⁾	\$1.8 mil
Average monthly children receiving subsidized child care	89
Child care expenditures	\$0.2 mil

Youth Services

Youths Committed ⁽⁵⁾	8
Average monthly youths in DYS custody	9

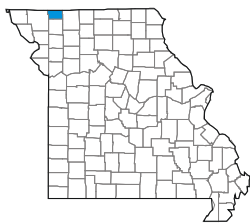
(1) Does not include Women's Health Services.

(2) Does not include Buy-In for Medicare premiums.

(3) Includes Transitional Employment Benefit (TEB) cases.

(4) Payments to Performance Based Contractors are only included at the statewide level.

(5) Does not include eight (8) dual jurisdiction cases statewide.



QUICK FACTS ABOUT DSS IN Worth

MO HealthNet⁽¹⁾

Number of people enrolled for MO HealthNet services	276
MO HealthNet dollars spent in state fiscal year 2010 ⁽²⁾	\$2.1 mil
Estimated portion of \$2.1 mil that was federal dollars	\$1.4 mil
MO HealthNet dollars for inpatient hospital services	\$0.2 mil
MO HealthNet dollars for physician services	\$0.2 mil
MO HealthNet dollars for nursing home services	\$0.8 mil
MO HealthNet dollars for pharmacy services	\$0.3 mil
MO HealthNet dollars for managed care payments	\$310

Family Support

Child support collections (IV-D and non-IV-D)	\$0.4 mil
Average monthly temporary assistance families ⁽³⁾	6
Total temporary assistance payments ⁽³⁾	\$12,636
Average monthly food stamp benefit recipients	198
Total food stamp benefits received	\$0.2 mil

Child Protection and Permanency

Children involved in hotline reports	21
Children with substantiated abuse or neglect	1
Children with family assessments	13
Average monthly children in foster care	1
Children adopted	0
Total Children's Services expenditures ⁽⁴⁾	\$5,694
Average monthly children receiving subsidized child care	1
Child care expenditures	\$1,122

Youth Services

Youths Committed ⁽⁵⁾	0
Average monthly youths in DYS custody	1

(1) Does not include Women's Health Services.

(2) Does not include Buy-In for Medicare premiums.

(3) Includes Transitional Employment Benefit (TEB) cases.

(4) Payments to Performance Based Contractors are only included at the statewide level.

(5) Does not include eight (8) dual jurisdiction cases statewide.



QUICK FACTS ABOUT DSS IN Wright

MO HealthNet⁽¹⁾

Number of people enrolled for MO HealthNet services	4,871
MO HealthNet dollars spent in state fiscal year 2010 ⁽²⁾	\$24.5 mil
Estimated portion of \$24.5 mil that was federal dollars	\$15.5 mil
MO HealthNet dollars for inpatient hospital services	\$2.4 mil
MO HealthNet dollars for physician services	\$4.4 mil
MO HealthNet dollars for nursing home services	\$3.6 mil
MO HealthNet dollars for pharmacy services	\$5.2 mil
MO HealthNet dollars for managed care payments	\$31,808

Family Support

Child support collections (IV-D and non-IV-D)	\$2.1 mil
Average monthly temporary assistance families ⁽³⁾	219
Total temporary assistance payments ⁽³⁾	\$0.6 mil
Average monthly food stamp benefit recipients	4,876
Total food stamp benefits received	\$6.9 mil

Child Protection and Permanency

Children involved in hotline reports	450
Children with substantiated abuse or neglect	43
Children with family assessments	179
Average monthly children in foster care	29
Children adopted	1
Total Children's Services expenditures ⁽⁴⁾	\$0.6 mil
Average monthly children receiving subsidized child care	42
Child care expenditures	\$79,082

Youth Services

Youths Committed ⁽⁵⁾	5
Average monthly youths in DYS custody	6

(1) Does not include Women's Health Services.
 (2) Does not include Buy-In for Medicare premiums.
 (3) Includes Transitional Employment Benefit (TEB) cases.
 (4) Payments to Performance Based Contractors are only included at the statewide level.
 (5) Does not include eight (8) dual jurisdiction cases statewide.



QUICK FACTS ABOUT DSS IN St. Louis City

MO HealthNet⁽¹⁾

Number of people enrolled for MO HealthNet services	88,842
MO HealthNet dollars spent in state fiscal year 2010 ⁽²⁾	\$788.6 mil
Estimated portion of \$788.6 mil that was federal dollars	\$499.1 mil
MO HealthNet dollars for inpatient hospital services	\$68.2 mil
MO HealthNet dollars for physician services	\$37.9 mil
MO HealthNet dollars for nursing home services	\$128.5 mil
MO HealthNet dollars for pharmacy services	\$78.3 mil
MO HealthNet dollars for managed care payments	\$190.3 mil

Family Support

Child support collections (IV-D and non-IV-D)	\$58.1 mil
Average monthly temporary assistance families ⁽³⁾	6,299
Total temporary assistance payments ⁽³⁾	\$17.8 mil
Average monthly food stamp benefit recipients	106,578
Total food stamp benefits received	\$174.6 mil

Child Protection and Permanency

Children involved in hotline reports	4,905
Children with substantiated abuse or neglect	272
Children with family assessments	2,153
Average monthly children in foster care	966
Children adopted	80
Total Children's Services expenditures ⁽⁴⁾	\$14.9 mil
Average monthly children receiving subsidized child care	9,801
Child care expenditures	\$41.8 mil

Youth Services

Youths Committed ⁽⁵⁾	124
Average monthly youths in DYS custody	153

(1) Does not include Women's Health Services.

(2) Does not include Buy-In for Medicare premiums.

(3) Includes Transitional Employment Benefit (TEB) cases.

(4) Payments to Performance Based Contractors are only included at the statewide level.

(5) Does not include eight (8) dual jurisdiction cases statewide.