



# Missouri Early Education Centers Survey

Prepared by:  
Peters Marketing Research

August/September 2013

# Background and Objectives

- The Missouri Board for Early Childhood (CBEC) wanted to better understand what directors of licensed centers registered with the State were doing to fulfill the required 12 hours of annual training.
- Knowledge of the courses being taken, where they were taken and how satisfied the directors were with them was viewed as a first step to developing future programs.
- Therefore the Board reached out through Paradowski Creative to Peters Marketing Research to conduct a state-wide telephone study to discover what courses directors attended in 2012 to meet training requirements.

# Methodology

- A list of 1012 licensed early childhood centers with DOR contracts throughout the State of Missouri was obtained from three sources:
  - Child Aware of Missouri,
  - OPEN Initiative Registry at Center for Family Policy and Research, University of Missouri Columbia.
  - Department of Social services.
- Those records gave Peters Marketing Research access to the center's name, telephone number, county where the center was located and its capacity.
- In order to be predictive of the entire industry, a sample of 300 centers was drawn proportionally by county and by capacity to mirror the entire list. That sample was actively called during business hours and when it was exhausted centers from the next drawn sample of 300 were called.
- A center was dropped from the sample when its number had been attempted three times without success, someone had refused to participate, the number listed was no longer in service, an appointment failed evolve into a completed interview or the center claimed to have no director of record at that site.

# Methodology(continued)

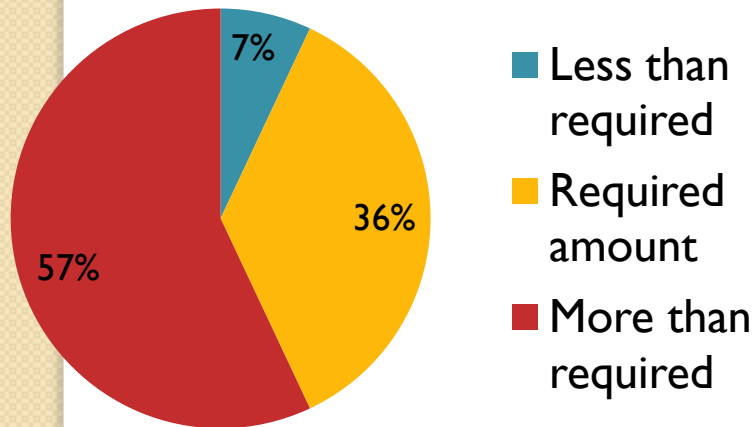
- Employing this methodology, all 1012 centers on the list were contacted to achieve an ending sample size of 266.
- Centers were contacted between July 26<sup>th</sup> and August 20<sup>th</sup> 2013. All telephone calls were made between 8:30 am and 5:30 pm.
- At the end of the interview, the interviewer asked that director to fax or email the certificates he/she received from the courses as verification of the information collected. While almost a third agreed to this request, only 16% actually followed through. Those directors were not only included in the total sample but also tabulated separately to see if they were in any way different from the whole universe.

# Key Findings.

- The majority of directors exceeded the minimum requirement of 12 training hours for licensing in 2012.
- When courses were taken off-site, they were taken in a larger metro area.
- In 2012 most courses taken related to health and safety issues and were for 1 or 2 hours of credit. Most directors were extremely or very satisfied with the courses they took.
- While in 2012 courses most often related to health and safety issues, going forward most directors would prefer courses related to professional development. They would also prefer to take on-site training with a trainer.
- Most directors are well educated with at least an associate degrees in childhood education or related areas.
- In spite of a seemingly well trained group of directors, over 80% of centers are not accredited.

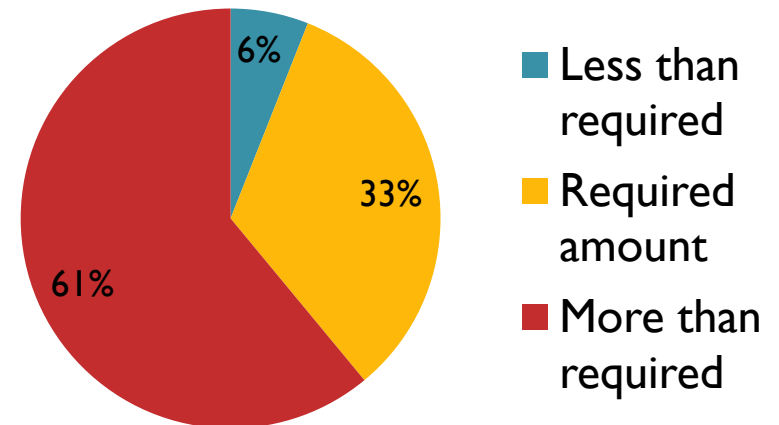
# Number of Hours of Training Director Completed (Q1)

## Total Sample



N=266

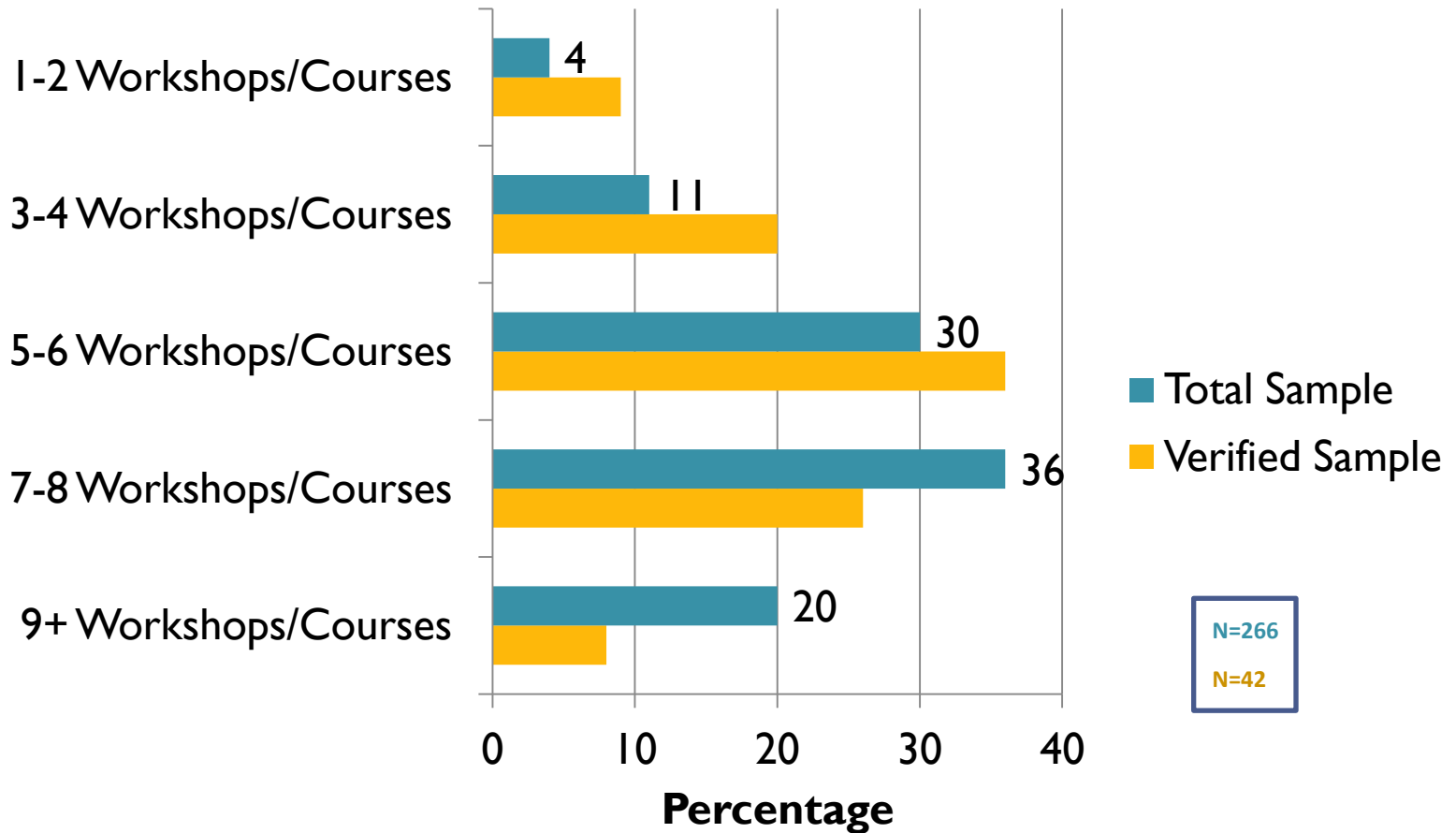
## Verified Sample



N=42

The majority of Directors completed more than the minimum 12 hours of training in 2012.

# Number of Different Workshops/Training Sessions or Courses Directors Participated in During 2012 (Q2)



To complete the required training three quarters of Directors took five plus courses.

# Name of Training Courses/Programs (Q4)

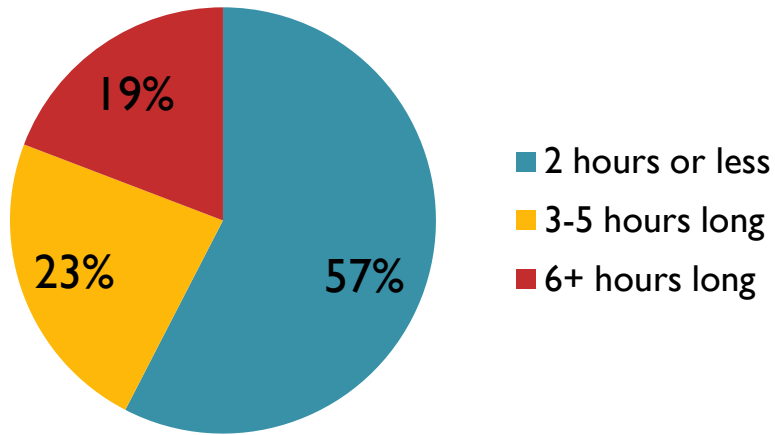
	Total Sample	Verification Received
<b>Base</b>	(266)	(42)
<b>Grouping of courses by category</b>	%	%
Health/Safety	185	207
Interacting with Children	36	30
Family/Community	26	49
Professional Development	26	22
Child Development	17	10
Curriculum	15	11
Observation & Assessment	11	21
Program Planning	8	4
Other	123	121

Most directors completed more than one health and safety related course as part of their 2102 training. Training courses were very diverse.



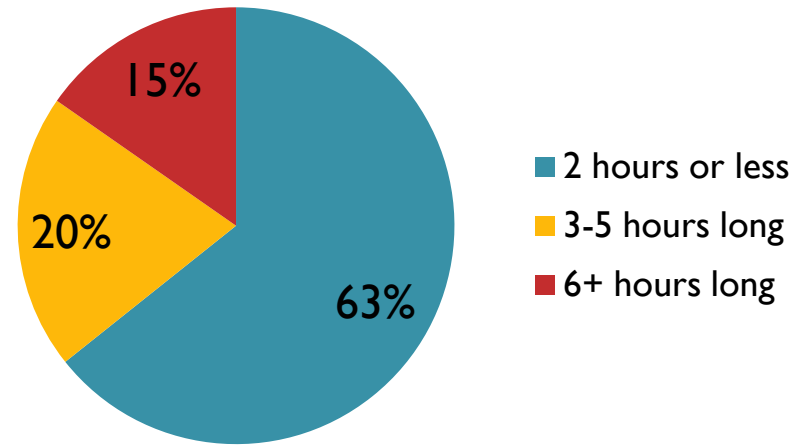
# Hours Per Training Session (Q5)

## Total sample



N=266

## Verified Sample

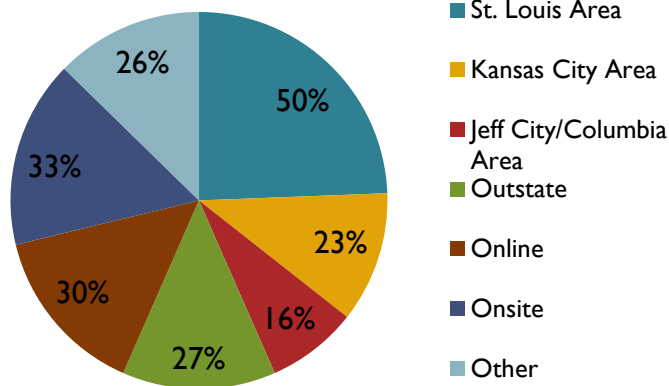


N=42

Most training sessions lasted 1-2 hours.

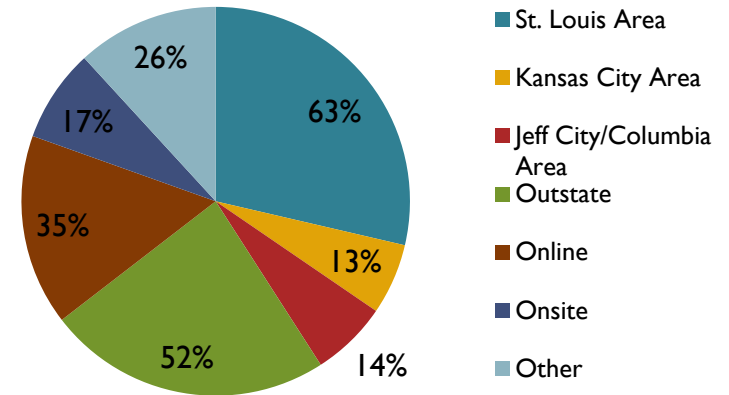
# Location of Training (Q6)

## Total Sample



N=266

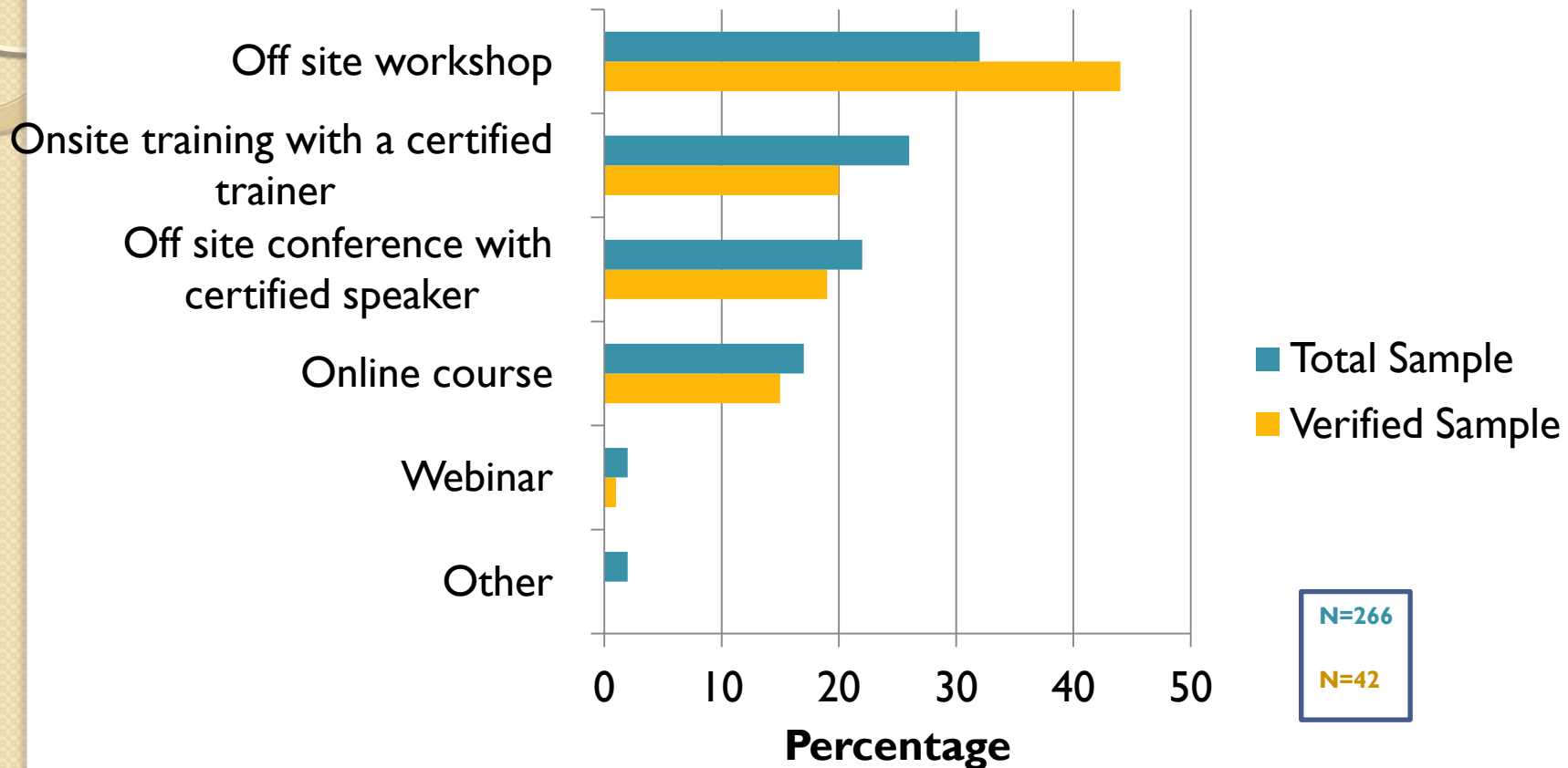
## Verified Sample



N=42

Just over half of the 266 directors took training courses in and around St Louis. In addition, approximately a third of them enrolled in on-line and on-site training courses.

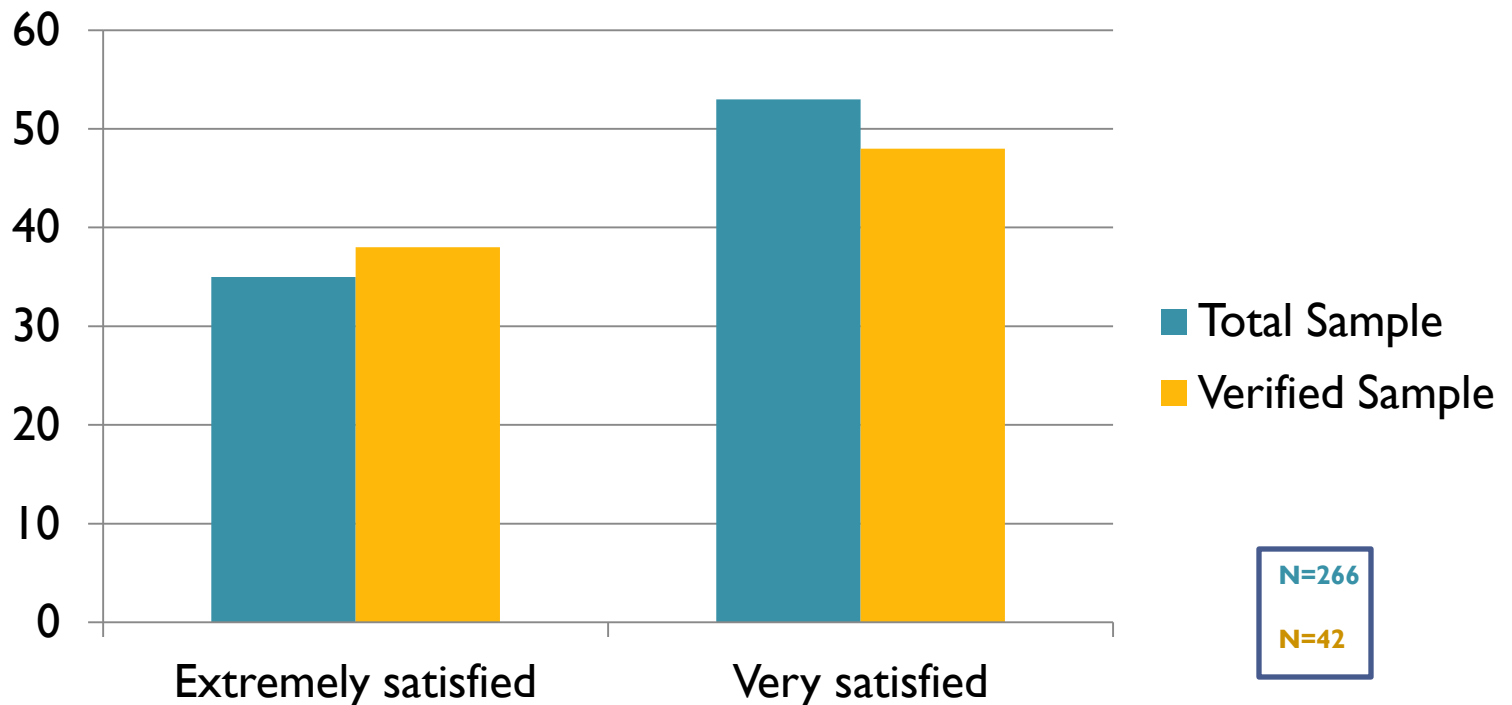
# Format of Training (Q7)



Offsite workshop training was the most frequent course type, accounting for just over 30% of the total training. Approximately 1 in 4 trainings were on site with a certified trainer.

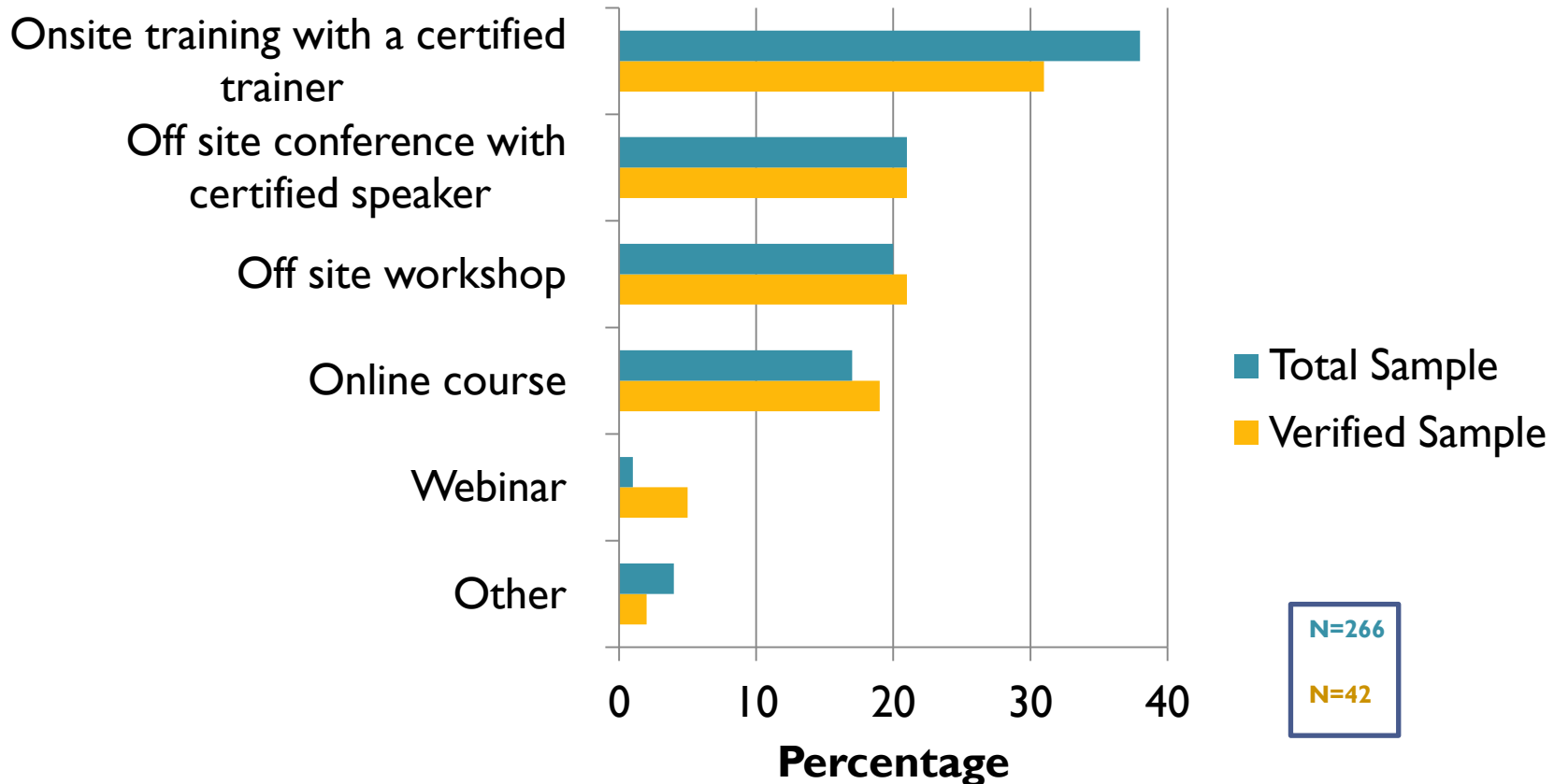
# Directors Satisfaction with Training (Q8)

	Total Sample	Verification Received
% top 2 box of 5pt scale	88	87



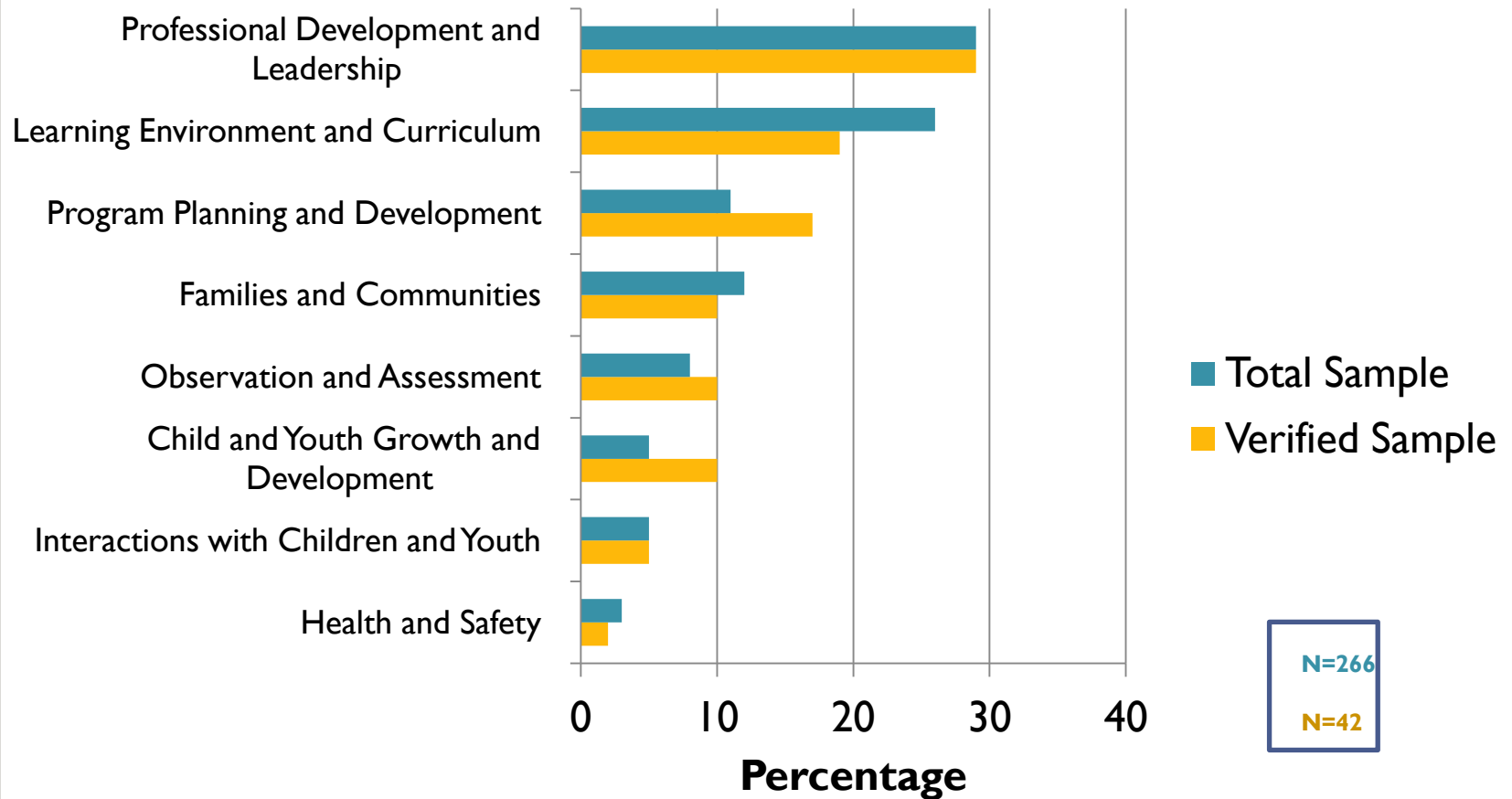
Almost 9 in 10 directors were extremely or very satisfied with the training courses they took.

# Director's Preferred Mode of Training Delivery (Q9)



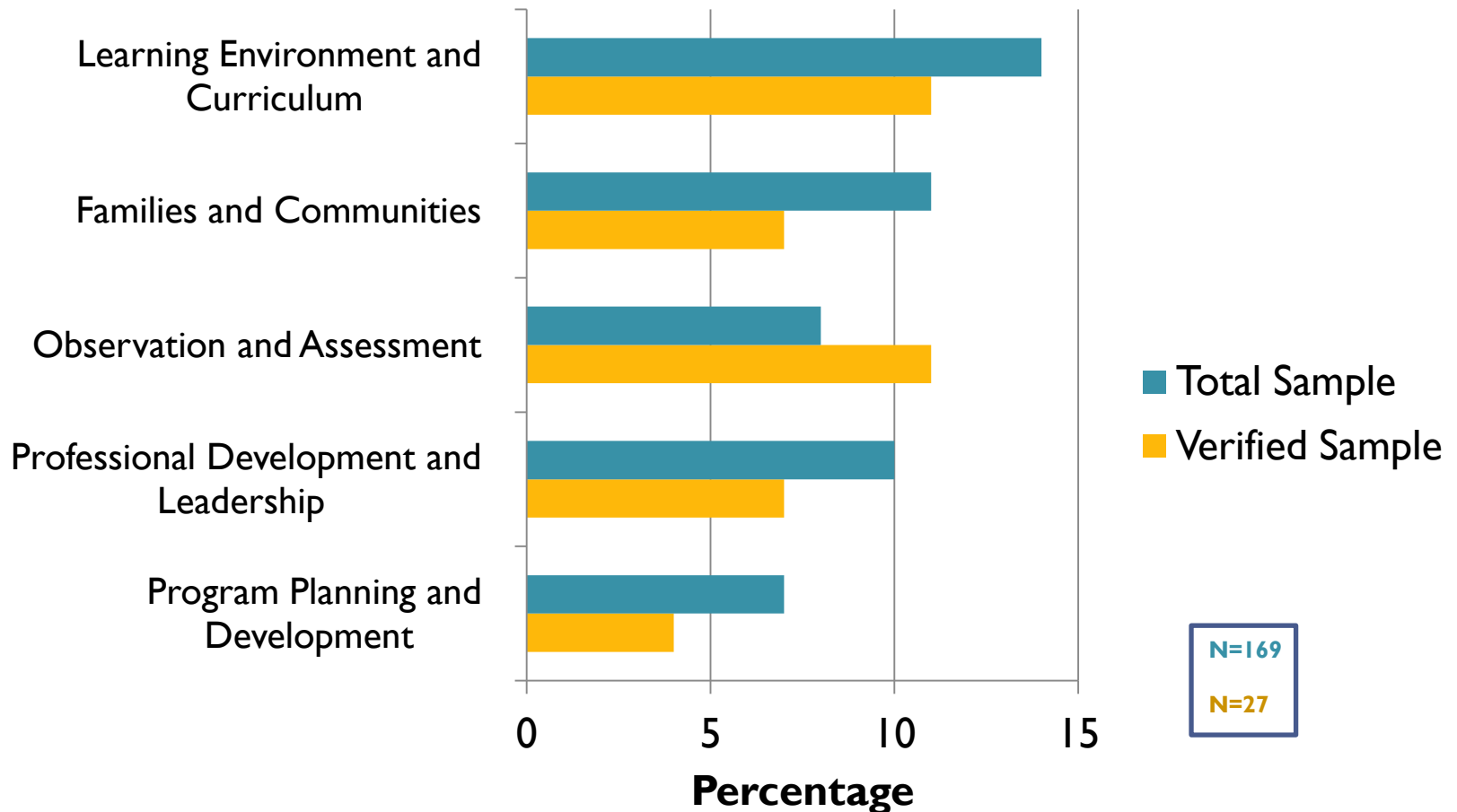
Onsite with a certified trainer was the mode chosen by most directors for future training. However an almost equal percentage of directors would prefer onsite to offsite training.

# Director's Preferred Training Topic (Q10)



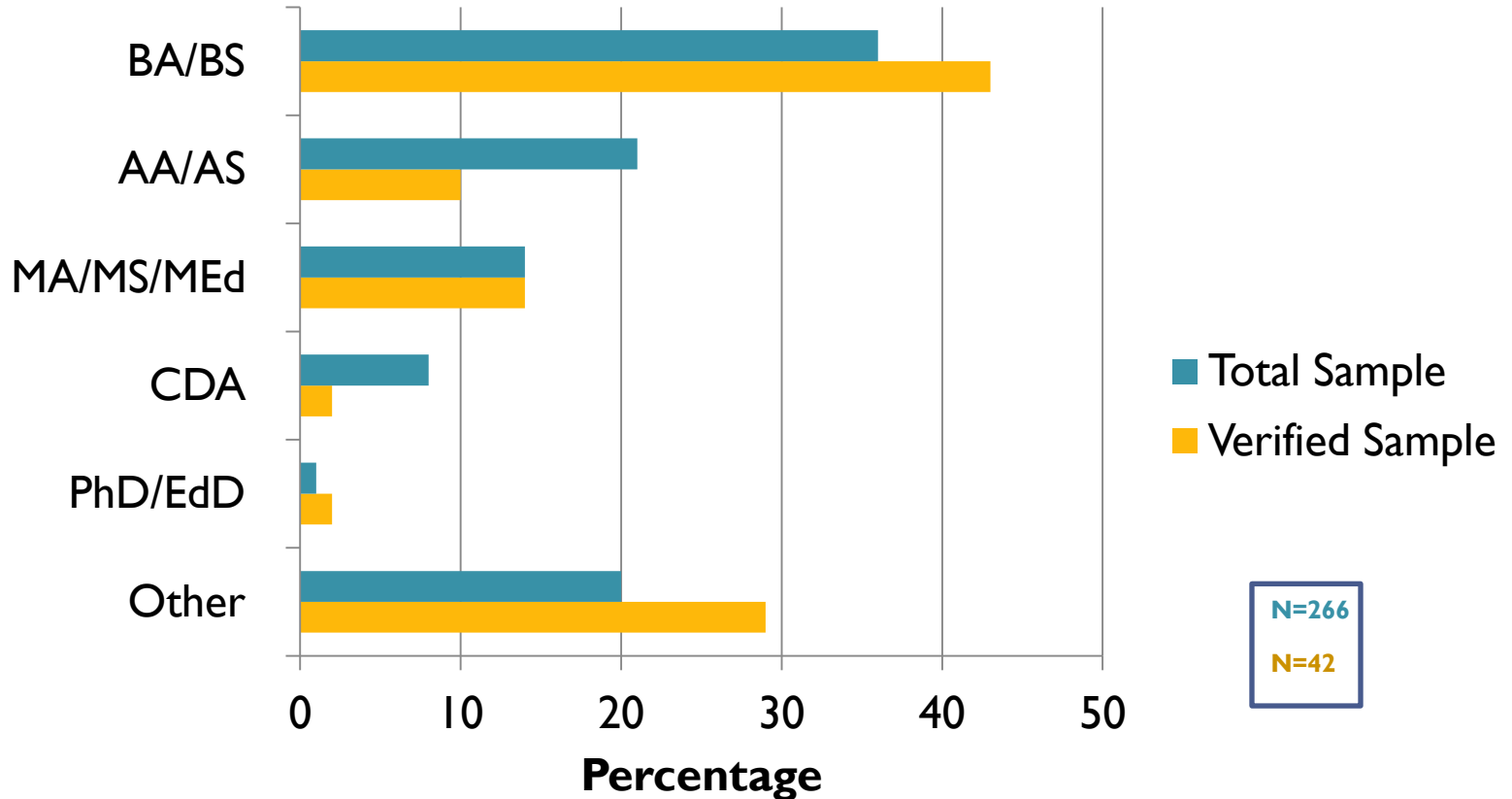
The most preferred topic for future training was professional development and leadership. The least preferred was health and safety, a mirror image of the reality of the training in 2012.

# Topics Director Would Like To Receive In Addition To First Choice (Q10a)



Approximately 60% of directors chose more than one topic for future training. Learning Environment and Curriculum was the most frequently mentioned second choice.

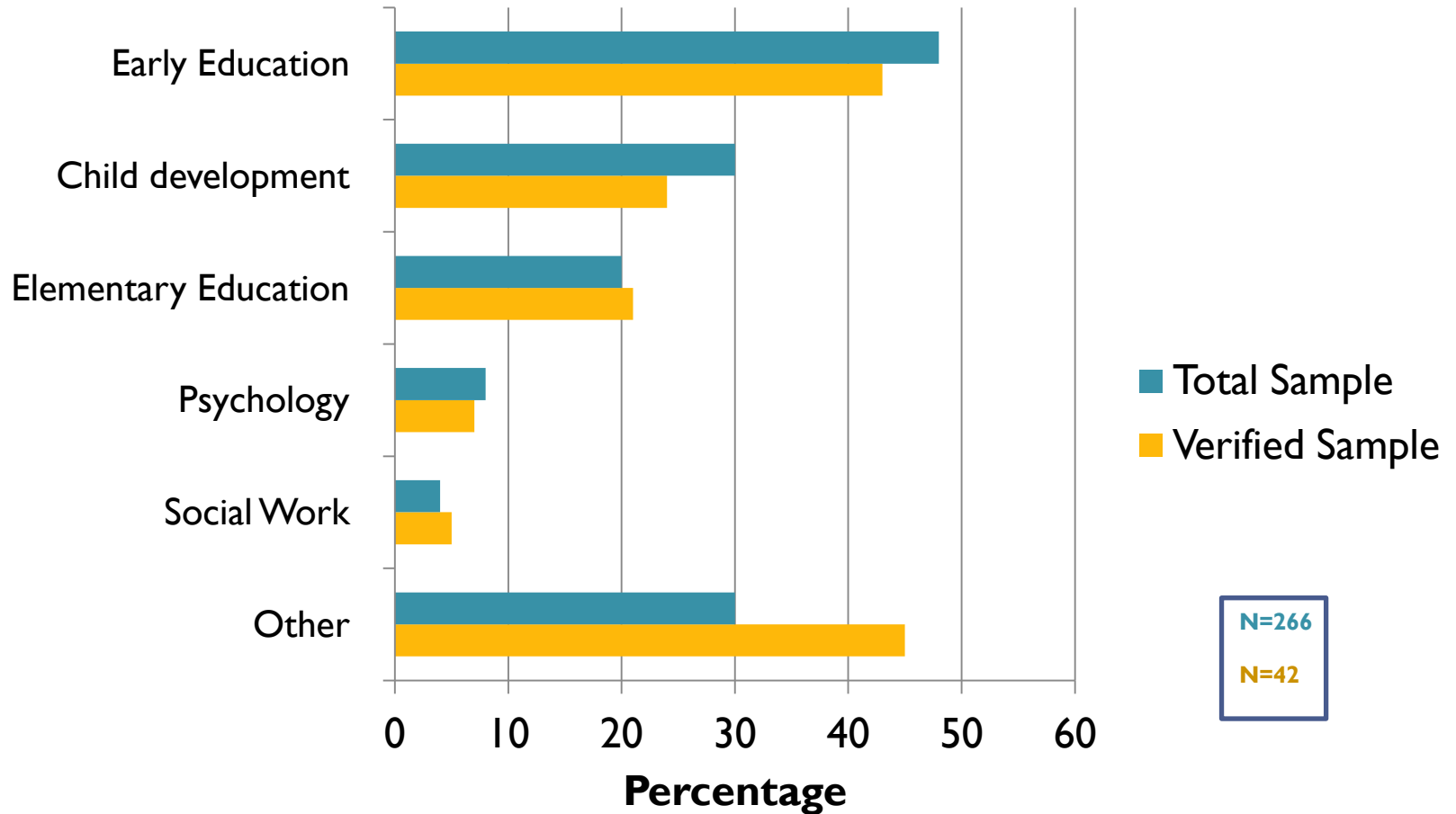
# Director's Education Attainment Level (Q11)



Over half of all directors had a minimum educational attainment level of a bachelors degree.



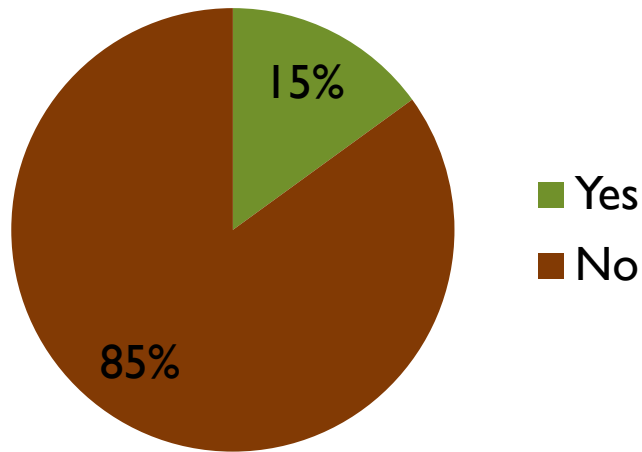
# Field of Study in which Directors Received Education (Q12)



Most directors' education was in the area of early childhood or child development.

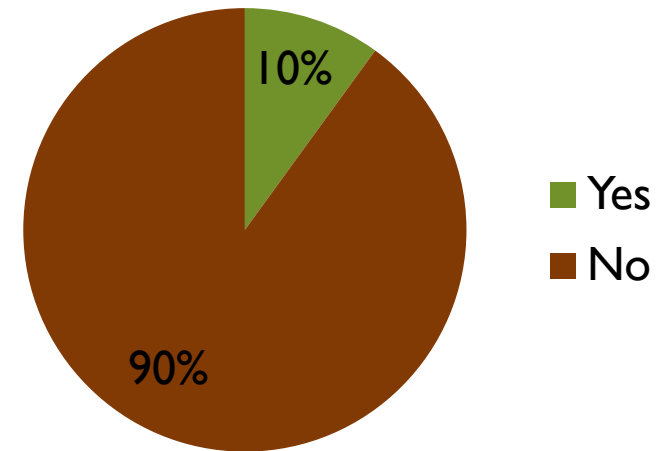
# Whether Director's Center is Accredited (Q13)

## Total Sample



N=266

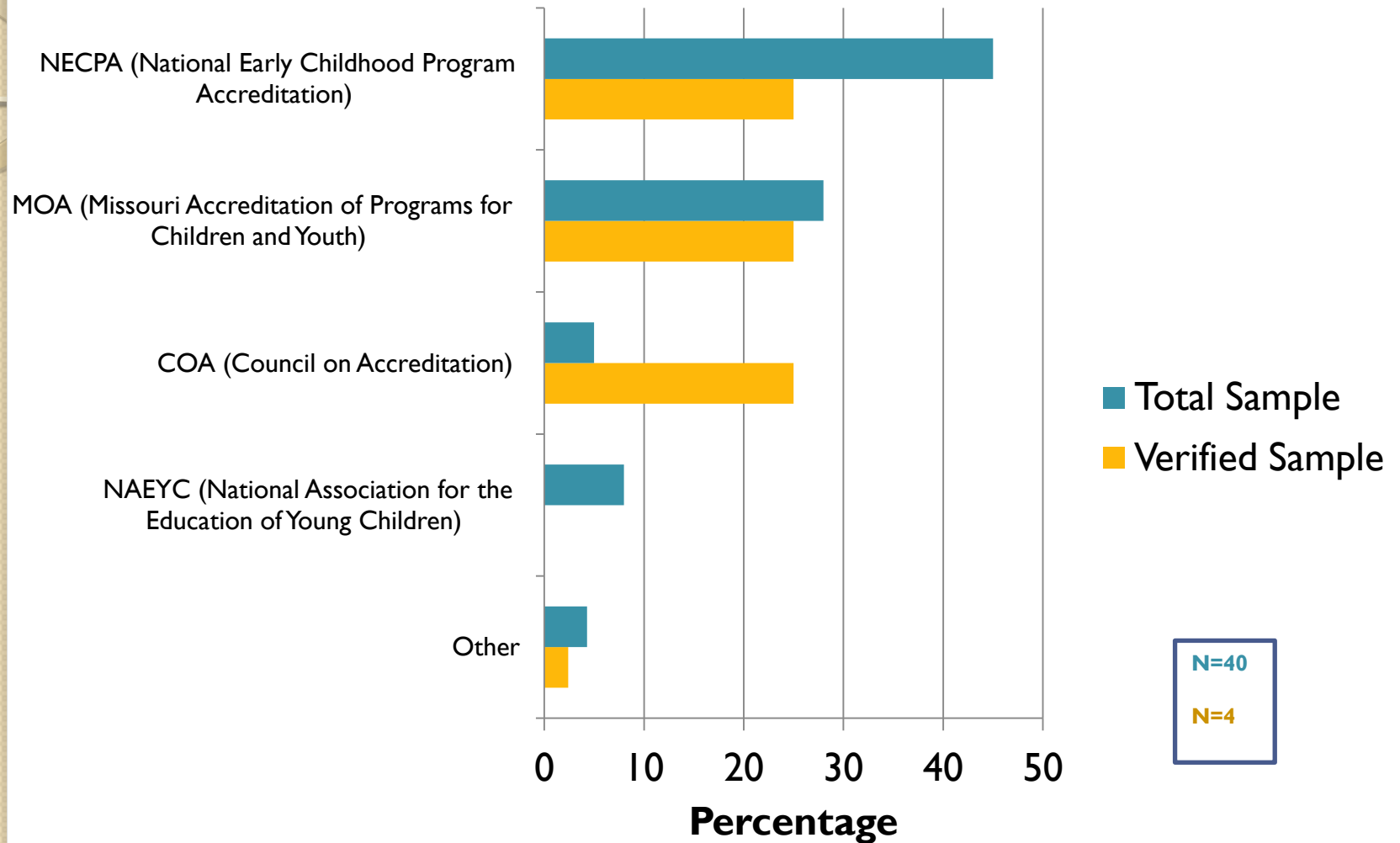
## Verified Sample



N=42

The vast majority of centers were unaccredited.

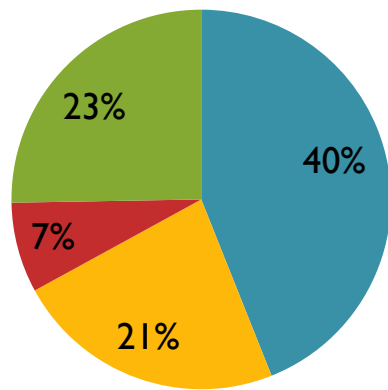
# Accrediting Organizations (Q14)



The most mentioned accrediting organization was NECPA.

# Center Locations by County

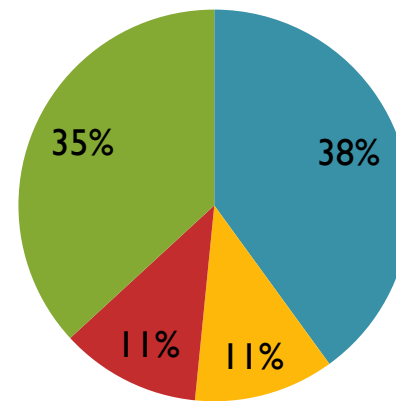
## Total Sample



N=266

- St. Louis Area
- Kansas City Area
- Jefferson City/Columbia Area
- All Other MO Counties

## Verified Sample



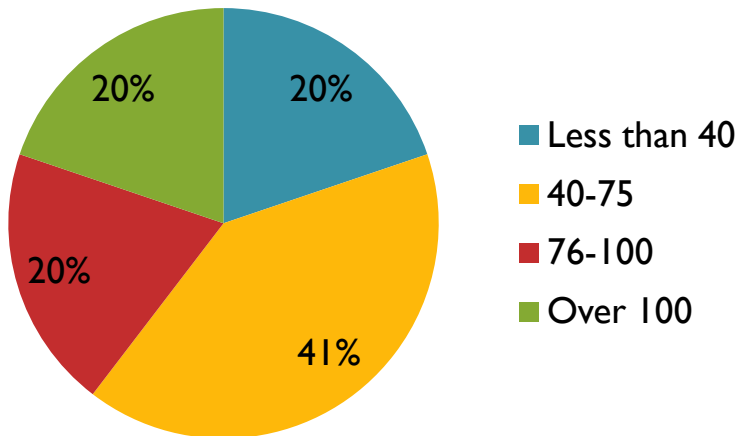
N=42

- St. Louis Area
- Kansas City Area
- Jefferson City/Columbia Area
- All Other MO Counties

40% of the sample came from St. Louis City, County and the surrounding counties which make up the metro area.

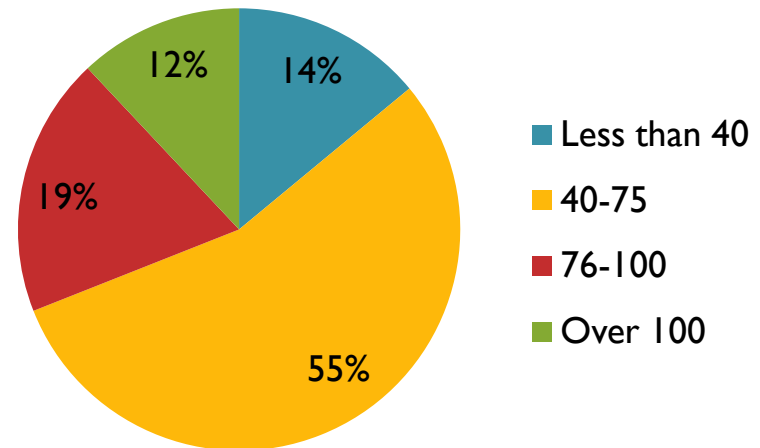
# Total Capacity

## Total Sample



N=266

## Verified Sample



N=42

Approximately 40% of the centers that participated had a capacity of 40-75 children.



---

# Detailed Tables Report

---

# Detailed Tables Report – Q1 Number of Hours of Training Respondent Completed in 2012

	Total Sample	Verification Received	Verification NOT Received
<b>Base</b>	(266)	(42)	(224)
<b>HOURS</b>	%	%	%
3	0	2	0
5	1	0	1
6	1	0	1
7	0	0	0
8	1	0	1
9	1	0	1
10	2	2	2
11	1	2	1
12	36	33	37
13	8	7	8
14	10	10	10
15	8	10	7
16	5	5	5
17	2	2	2
18	4	2	4
19	2	2	2
20	3	2	3
21	1	5	0
22	2	2	2
23	1	0	1
24	3	2	3
25	0	0	0
26	1	0	1
27	1	0	1
29	1	2	1
30	0	0	0
32	0	0	0
34	1	2	0
35	0	0	0
36	1	0	1
40	2	2	1
Over 40	1	2	1
<b>TOTAL</b>	100	100	100
<b>MEAN</b>	15.9	17.4	15.6

## Detailed Tables Report – Q2 Number of Different Workshops/Training Sessions or Courses Respondent Participated in During 2012

	Total Sample	Verification Received	Verification NOT Received
<b>Base</b>	(266)	(42)	(224)
	%	%	%
1	6	2	6
2	14	7	15
3	18	14	18
4	18	12	20
5	15	10	16
6	15	26	13
7	7	10	6
8	4	10	3
9	3	7	2
10	0	0	0
11 or more	1	2	0
<b>TOTAL</b>	100	100	100



# Detailed Tables Report – Q3 Month Training Took Place

	Total Sample	Verification Received	Verification NOT Received
<b>Base</b>	(266)	(42)	(224)
	%	%	%
January	9	8	9
February	10	10	10
March	11	9	12
April	9	8	9
May	7	6	7
June	9	9	9
July	6	7	6
August	5	7	5
September	8	11	7
October	9	9	9
November	7	7	7
December	8	8	8
A 2011 class that counted towards 2012	2	1	2
Don't remember	1	1	1
<b>TOTAL</b>	100	100	100

# Detailed Tables Report – Q4 Name of Training

	Total Sample	Verification Received	Verification NOT Received
Base	(266)	(42)	(224)
Programs/Courses	%	%	%
CPR & First Aid	33	19	35
Childcare Subsidy Orientation	18	33	15
CPR	12	17	12
Immunizations/ Immunizations in Childcare	12	17	11
Child and Adult Food Care Program/ CACFP	11	14	11
Child Abuse & Neglect	7	10	6
First Aid	7	10	6
Disaster & Emergency Preparedness	6	12	4
Emergency preparedness	6	2	6
Professional Development Day	6	5	6
Appelbaum (unspecified)	5	2	5
Nutrition 101	5	12	4
Conference of the Young Years	4	0	5
Food Handlers	4	5	4
Nutrition	4	5	4
Appelbaum - Happy Hearts Open Arms	3	0	4
Basic Knowledge Curriculum/ Basic Knowledge Curriculum Early Childhood	3	5	3
Bullying	3	2	3
Crucial Years/ Crucial Early Years/ CYY	3	2	3
Curriculum	3	0	3
Emergency response planning/ in childcare	3	2	4
Healthy & Safety	3	0	3
Insuring Health & Safety/ of Toddlers	3	0	3
Menu Magic	3	7	2
SIDS	3	0	3
Autism/ Understanding Autism	3	2	3
Love and Logic	3	5	2
Interactions with children	3	2	3
ADD/ Attention Deficit Disorder/ ADHD	3	10	2
Socializing healthy habits	3	5	3
Asthma/ Asthma management	2	2	2
Childcare Aware	2	5	1
CPR Adult and Child	2	2	1

# Detailed Tables Report – Q4 Name of Training (CONT'D)

	Total Sample	Verification Received	Verification NOT Received
<b>Base</b>	(266)	(42)	(224)
<b>Programs/Courses</b>	%	%	%
Developing Appropriate Learning Environment for Infants and Toddlers	2	0	3
Eat Smart	2	5	2
Establishing Positive Relationships with Families	2	5	2
I am Moving I am Learning	2	2	2
Literacy	2	2	1
Pediatric First Aid & CPR	2	5	1
Read from the Start	2	2	2
Responding to Challenging Infant Toddler Behavior	2	0	3
River Bend Conference	2	0	2
Safe Serve Kitchen	2	7	0
Sanitation	2	5	1
Show Me Childcare Training	2	2	2
Show Me Portal Training	2	5	1
Medication Administration	2	2	2
Discipline	2	2	2
Supporting Breast Feeding Families	2	5	2
Intro to infant and toddler social emotional development	2	0	2
Healthy eaters: infant and toddler nutrition in childcare setting	2	0	3
Eat Smart: childhood obesity	2	5	1
Appelbaum - making a difference in children	2	2	2
Appelbaum - skyrocketing to success	2	5	2
Handling misbehaviors	2	2	2
Recognizing and reporting abuse of infants & toddlers	2	0	2
Civil rights	2	2	1
21st Century Child Care: Brain Science	1	2	0
Adult & Pediatrics CPR	1	2	1
All day seminar with multiple classes (unspecified)	1	2	0
Allergies	1	0	1
Appelbaum - Formula For Success for Childcare Management	1	0	1
Appelbaum - Lead to Success, Powerpacked strategies for Childcare Managers	1	0	1
Avoiding Judging Too Quickly	1	0	1
Body Language/ Moving with Brain in Mind	1	2	0
Child Discipline & Behavior	1	0	1

# Detailed Tables Report – Q4 Name of Training (CONT'D)

	Total Sample	Verification Received	Verification NOT Received
<b>Base</b>	(266)	(42)	(224)
<b>Programs/Courses</b>	%	%	%
Childcare Administration	1	0	1
Christian Educators Conference	1	2	0
Classroom Assessment Scoring System	1	2	1
Classroom Management College Course	1	0	1
Conscious Discipline	1	2	0
CPR/AED	1	0	1
Creating Environments That Work	1	2	0
Desi-Class for New Directors and Special Ed	1	2	0
Directors Academy	1	0	1
Educare (unspecified)	1	0	1
Everyday Math	1	5	0
Food health and sanitation	1	0	1
Food Safety in the classroom	1	0	1
Games Activity + Resources to Encourage Childrens Thinkings	1	0	1
Healthy Habits, Nutrition & Fitness Practices	1	0	1
Healthy Smiles	1	0	1
Heart Saver First	1	2	1
How to Deal with Difficult Parents	1	2	0
Infant Toddler Training	1	2	1
Infant/Toddler CPR and First Aid	1	0	1
Intro to Early Childhood Education	1	0	1
Literacy for the Future	1	0	1
MEPI Montessori Forum	1	0	1
MO/Missouri Eat Smart Guidelines	1	2	0
Movement & Brain Vigorous Activity	1	2	0
Open Minds and Hearts for Infants & Toddlers	1	2	0
Pediatric First Aid	1	0	1
Poison Prevention	1	2	0
Protection of Children	1	0	1
Relationships	1	0	1
Reporting Progress with Portfolios	1	0	1
Safety and First Aid	1	0	1
Shot Record	1	2	0

# Detailed Tables Report – Q4 Name of Training (CONT'D)

	Total Sample	Verification Received	Verification NOT Received
Base	(266)	(42)	(224)
Programs/Courses	%	%	%
Social Emotional Behavior	1	0	1
State Policies & Regulations	1	0	1
Stress Management/ Managing Stress	1	0	1
Success on the CACFP	1	5	0
Teaching Strategies Gold	1	0	1
Transporting Children Safely	1	0	1
Working with Children with Special Needs	1	0	1
Sanitation: Diapering, Disinfecting, Handwashing	1	0	1
Appropriate Supervision	1	0	1
Eating Healthy Foods/ Eating Healthy	1	5	0
Planning and preparing for disaster	1	5	0
Communicating	1	0	1
Family CPR and first aid	1	0	1
Eating tips: diabetes	1	2	0
Gardens of Love	1	0	1
Crisis Management and personal safety	1	2	0
Positive guidance	1	2	1
Understanding infant development	1	0	1
Eating Smart and setting the stage for healthy environment	1	0	1
Staying Healthy: communicable diseases in childhood	1	0	1
Staying Healthy in Childcare	1	0	1
Curriculum: what is it and why is it important?	1	2	0
Fantastic Fall Curriculum	1	2	0
Communicable Diseases	1	2	1
Orientation to CACFP/ Child and Adult Food Care Program	1	0	1
Nutrition building blocks	1	2	0
Child abuse prevention strategies for mandated reporters	1	2	1
Routine and environments	1	2	0
Getting organized	1	0	1
How to support a child that witnessed violence/ tragic event	1	0	1
Guidance & Discipline in childcare setting	1	0	1
Creative Curriculum	1	0	1
Intruder drills	1	0	1

# Detailed Tables Report – Q4 Name of Training (CONT'D)

	Total Sample	Verification Received	Verification NOT Received
<b>Base</b>	(266)	(42)	(224)
<b>Programs/Courses</b>	%	%	%
Child sexual abuse disclosure	1	0	1
Young Child physical activity	1	0	1
Learning styles	1	0	1
Menu Planning for childcare	1	0	1
Blood Born Pathogens	1	0	1
Cooking matters for childcare professionals	1	0	1
Learning environment and curriculum	1	0	1
How to prepare and live through the accreditation process	1	2	0
ABC's of safe sleep	1	0	1
Truett Cathy poverty summit	1	2	0
Oral Health of young children	1	5	0
Infant Toddler sign language	1	2	0
Pyramid model early childhood positive behavior support	1	2	0
Child observation	1	5	0
Healthy snacks	1	0	1
Seizures	1	0	1
Epi Pen	1	2	1
Ages & Stages (unspec)	1	0	1
Language	1	0	1
3 r's of discipline and professionalism	1	0	1
Director's roundtable (multiple topics)	1	2	0
Music therapy	1	0	1
Child development and language	1	0	1
Outdoor play/ outside play	1	2	0
Project reach	1	0	1
Challenging behaviors in infants and toddlers	1	2	1
Defusing conflict	1	0	1
Working with boys	1	2	0
Physical development for young children	1	0	1
Attendance and accuracy training/ records management	1	0	1
United for children: education in motion	1	0	1
OTHER	102	121	98

# Detailed Tables Report – Q5 Hours Per Training Session

	Total Sample	Verification Received	Verification NOT Received
<b>Base</b>	(266)	(42)	(224)
<b>HOURS</b>	%	%	%
1	20	24	19
2	37	39	36
3	11	12	10
4	8	7	8
5	4	1	5
6	13	11	14
7	2	1	2
8	2	2	2
9	0	0	0
10	1	0	1
11	0	0	0
12	1	1	1
13	0	0	0
14	0	0	0
15	0	0	0
20	0	0	0
24	0	0	0
32	0	0	0
35	0	0	0
Over 40	0	0	0
<b>TOTAL</b>	100	100	100

# Detailed Tables Report – Q6 Location Of Training

	Total Sample	Verification Received	Verification NOT Received
<b>Base</b>	(266)	(42)	(224)
<b>Locations</b>	%	%	%
Onsite	33	17	36
Online	29	33	29
St. Louis MO	29	33	28
Kansas City MO/ KC MO	12	5	14
Jefferson City MO	6	7	5
St. Charles MO	5	12	4
Columbia MO	4	5	4
Cape Girardeau MO	3	7	2
Springfield MO	3	7	3
Tantara Resort (Lake of the Ozarks)	3	0	4
Arnold MO	2	5	1
Blue Springs MO	2	2	1
Farmington MO	2	7	1
Florissant MO	2	0	2
Hazelwood MO	2	5	1
Independence MO	2	2	2
Kansas State/ Kansas	2	2	1
Lee Summit MO	2	0	2
O'Fallon MO	2	2	1
Park Hills MO	2	5	1
St. Louis Community College/SLCC	2	2	1
Washington MO	2	0	2
Appleton City MO	1	0	1
Ballwin MO	1	0	1
Branson MO	1	5	0
Butler MO	1	2	0



# Detailed Tables Report – Q6 Location Of Training

	Total Sample	Verification Received	Verification NOT Received
<b>Base</b>	(266)	(42)	(224)
<b>Locations</b>	%	%	%
Carrollton MO	1	0	1
Chesterfield MO	1	2	1
Clinton MO	1	0	1
Crystal City	1	2	0
Desoto MO	1	2	0
Grain Valley MO	1	5	0
Joplin MO	1	0	1
Lake of the Ozarks MO	1	0	1
Lake St. Louis MO	1	2	0
Linn MO	1	2	0
Maryland Heights MO	1	0	1
Nixa MO	1	2	0
Online with Texas A&M	1	2	1
Osage Beach MO	1	0	1
Popular Bluff MO	1	2	0
Raymore MO	1	2	0
St. Charles Ambulance District	1	0	1
St. Genevieve MO	1	2	0
St. Joseph MO	1	0	1
Union MO	1	2	0
Warrensburg MO	1	0	1
Wentzville, MO	1	0	1
West Plains MO	1	0	1
Savannah MO	1	2	0
OTHER	26	21	26

# Detailed Tables Report – Q7 Format Of Training

	Total Sample	Verification Received	Verification NOT Received
<b>Base</b>	(266)	(42)	(224)
<b>Type of Training</b>	%	%	%
Off site conference with certified speaker	22	19	23
Off site workshop	32	44	29
Online course	17	15	17
Onsite training with a certified trainer	26	20	28
Webinar	2	1	2
Other	2	0	2
<b>TOTAL</b>	100	100	100

## Detailed Tables Report – Q8 Directors Satisfaction with Training

	Total Sample	Verification Received	Verification NOT Received
<b>Base</b>	(266)	(42)	(224)
	%	%	%
TOP 2 BOX	88	87	88
Extremely satisfied	35	38	34
Very satisfied	53	48	54
Somewhat satisfied	10	12	10
Not very satisfied	1	1	1
Not at all satisfied	1	1	1
TOTAL	100	100	100

# Detailed Tables Report – Q9 Directors Preferred Mode of Training Delivery

	Total Sample	Verification Received	Verification NOT Received
<b>Base</b>	(266)	(42)	(224)
	%	%	%
Off site conference with certified speaker	21	21	21
Off site workshop	20	21	20
Online course	17	19	16
Onsite training with a certified trainer	38	31	39
Webinar	1	5	0
Other	4	2	4
<b>TOTAL</b>	<b>100</b>	<b>100</b>	<b>100</b>

## Detailed Tables Report – Q10 Directors Preferred Content for Training He/She Would Like To Receive

	Total Sample	Verification Received	Verification NOT Received
<b>Base</b>	(266)	(42)	(224)
	%	%	%
Child and Youth Growth and Development	5	10	4
Learning Environment and Curriculum	26	19	27
Observation and Assessment	8	10	8
Families and Communities	12	10	13
Health and Safety	3	2	4
Interactions with Children and Youth	5	5	5
Program Planning and Development	11	17	10
Professional Development and Leadership	29	29	29
<b>TOTAL</b>	100	100	100

# Detailed Tables Report – Q10a Other Training Topics Director Would Like To Receive

	Total Sample	Verification Received	Verification NOT Received
<b>Base</b>	(169)	(27)	(142)
	%	%	%
Learning Environment and Curriculum	14	11	14
Families and Communities	11	7	12
Professional Development and Leadership	10	7	11
Observation and Assessment	8	11	8
Program Planning and Development	7	4	8
Interactions with Children and Youth	5	11	4
Health and Safety	3	0	4
Autism/ how to work with children with autism	3	4	3
Behavioral issues	3	0	4
Children with special needs	3	0	4
Child and Youth Growth and Development	2	4	2
Anything dealing with leadership/ Leadership	2	0	2
Biting Class - we have biters/ how to handle a biter	2	4	1
Hiring staff/ staffing	2	0	2
Set up training seminars for parents on how to set up childcare	2	0	2
A course on common core standards	1	0	1
Accreditation	1	0	1
All of rest on the list	1	0	1
Any new methods or styles dealing with discipline problems	1	0	1
Art ideas	1	0	1
Book webbing	1	0	1

# Detailed Tables Report – Q10a Other Training Topics Director Would Like To Receive (CONT'D)

	Total Sample	Verification Received	Verification NOT Received
<b>Base</b>	(169)	(27)	(142)
	%	%	%
Arts & Crafts because kids learn better hands-on	1	0	1
More like how to streamline paperwork better	1	4	0
Balance with teaching and discipline	1	0	1
Brain Development	1	0	1
Computers to kids (basics)	1	0	1
Core standards for preschool - what things are being looked for	1	0	1
How to handle parents	1	0	1
How to handle kids with problems	1	0	1
CPR more available for training	1	0	1
Curriculum/ curriculum development	1	0	1
Cystic Fibrosis	1	4	0
New Activity Ideas	1	4	0
Different ideas on curriculum	1	0	1
Discipline	1	0	1
Topics geared toward directors	1	4	1
Effects vision could have on behavior	1	4	0
Brain based learning	1	4	0
Valueing you	1	4	0
Employee relations and handbooks	1	0	1
How to deal with and train employees	1	0	1
Reading from the start	1	0	1

# Detailed Tables Report – Q10a Other Training Topics Director Would Like To Receive (CONT'D)

	Total Sample	Verification Received	Verification NOT Received
<b>Base</b>	(169)	(27)	(142)
	%	%	%
Family dynamics (grandparents raising grandkids, foster)	1	0	1
Getting a higher level of classes for Masters level teachers	1	0	1
Master level thought process	1	0	1
Good to have state do an online training with new rules and regulations	1	4	0
Guidance for directors to teachers 'communication'	1	0	1
Need more on learning environment, not many available	1	4	0
Help with finding grants and funding/ grant writing class	1	4	1
How children's brain process information maybe by a doctor	1	4	0
FBI-child abuse and what to look for	1	4	0
How do we prepare early childhood for the common care?	1	4	0
What is most essential for them to know?	1	4	0
How to deal with staff issues	1	0	1
Better staff training/ staff development	1	0	1
How to get accredited - working together as a team (providers and the state)	1	0	1
How to get parents more involved in 'fun' things (i.e. trunk or treat, open houses, etc)/ getting parents involved	1	0	1
How to handle difficult parents	1	4	0
Different strategies for dealing with parents	1	4	0
How to identify child abuse	1	0	1
Different ways to teach kids	1	0	1



# Detailed Tables Report – Q10a Other Training Topics Director Would Like To Receive (CONT'D)

	Total Sample	Verification Received	Verification NOT Received
Base	(169)	(27)	(142)
	%	%	%
Learning new songs	1	0	1
Infant/toddler brain development	1	0	1
Just understanding why we interact with children the way we do	1	0	1
Keeping things going	1	0	1
Literacy	1	0	1
Licensing regulations	1	0	1
Meal planning	1	4	1
Montessori curriculum	1	0	1
Classes for less cost	1	0	1
More availability for all of these listed	1	0	1
More business aspects of running a childcare center	1	0	1
More classes offered in our area	1	0	1
More 'hands on' workshops	1	0	1
More training through health dept	1	4	0
Child diabetes	1	4	0
Children with disabilities	1	4	0
More topics that just healthy eating and physical fitness	1	0	1
Times need to be later for classes in larger towns	1	0	1
New ideas for classroom management	1	0	1
New technology with kids	1	0	1
ODD	1	0	1

# Detailed Tables Report – Q10a Other Training Topics Director Would Like To Receive (CONT'D)

	Total Sample	Verification Received	Verification NOT Received
<b>Base</b>	(169)	(27)	(142)
	%	%	%
More approved state speakers that can go to sites	1	0	1
How to understand the nutrition value of foods for snacks and meals	1	0	1
New ideas for meals	1	0	1
Staff first aid/CPR	1	4	0
Practical solutions to challenging behaviors	1	0	1
Managing the center	1	0	1
Communicating with parents effectively	1	0	1
How to integrate 'problem' children into childcare (kids that don't have boundaries at home)	1	0	1
Round table with directors	1	4	0
Lesson plans to keep children occupied	1	0	1
More understanding of child behavior	1	0	1
Setting up your environment to help reduce chaos	1	0	1
SIDS safety standard because they are always changing	1	0	1
Something on our legal rights with parents	1	0	1
Something that is up to date and will keep our attention and is informative	1	0	1
CPR	1	0	1
Team building	1	0	1
Classroom setup	1	0	1
The administration part because it is constantly changing	1	4	0
Training on new rules and changes for licensing in general	1	0	1

# Detailed Tables Report – Q10a Other Training Topics Director Would Like To Receive (CONT'D)

	Total Sample	Verification Received	Verification NOT Received
<b>Base</b>	(169)	(27)	(142)
	%	%	%
More training on behavioral disabilities	1	0	1
SIDS	1	0	1
Staff communication	1	0	1

# Detailed Tables Report – Q11 Director’s Educational Attainment Level

	Total Sample	Verification Received	Verification NOT Received
<b>Base</b>	(266)	(42)	(224)
	%	%	%
CDA	8	2	9
AA/AS	21	10	24
BA/BS	36	43	34
MA/MS/MEd	14	14	14
PhD/EdD	1	2	0
Other	20	29	18
<b>TOTAL</b>	100	100	100

# Detailed Tables Report – Q11 Director’s Educational Attainment Level (Other Mentions)

	Total Sample	Verification Received	Verification NOT Received
<b>Base</b>	(53)	(12)	(41)
	%	%	%
Some college	57	83	49
Working on Associates/ almost finished with Associates	13	8	15
Work experience	6	0	7
Some hours of child development/ early childhood	4	0	5
Hours in Education field	4	0	5
2 years of trade school	2	8	0
In college now	2	0	2
1 yr online course and 28 college credits and 100+ kids directors credit	2	0	2
Certified	2	0	2
Nearly have Directors license	2	0	2
HS grad with some early childhood development	2	0	2
Finishing CDA	2	0	2
LPN	2	0	2
NO ANSWER	2	0	2

# Detailed Tables Report – Q12 Field of Study Director Received His/Her Education In

	Total Sample	Verification Received	Verification NOT Received
<b>Base</b>	(266)	(42)	(224)
	%	%	%
Child development	30	24	31
Early Education	48	43	50
Elementary Education	20	21	20
Psychology	8	7	8
Social Work	4	5	4
Other	30	45	28

# Detailed Tables Report – Q12 Field of Study Director Received His/Her Education In (Other Mentions)

	Total Sample	Verification Received	Verification NOT Received
<b>Base</b>	(81)	(19)	(62)
	%	%	%
Business/ Business Administration	12	5	15
Montessori Education/ Certification	7	0	10
Accounting	6	16	3
Nursing	5	0	6
Art	5	0	6
Applied Science/ Science	4	0	5
Secondary Education	4	0	5
Special Education	4	11	2
Music	2	0	3
Management	2	0	3
Family Studies/ Family & child study	2	5	2
Early Childcare/ Childcare	2	0	3
Physical Education	2	0	3
Education/ Teaching	2	5	2
Home Economics	2	0	3
Small Business with emphasis in Childcare	2	0	3
Preparedness to be a director of child development	1	5	0

# Detailed Tables Report – Q12 Field of Study Director Received His/Her Education In (Other Mentions) (CONT'D)

	Total Sample	Verification Received	Verification NOT Received
<b>Base</b>	(81)	(19)	(62)
	%	%	%
Human Resources	1	0	2
Massage Therapy	1	5	0
Broadcasting	1	0	2
Human Services	1	5	0
Social Sciences	1	0	2
History with an emphasis on Education	1	0	2
Marketing Research	1	0	2
Managing a childcare business	1	0	2
Biology	1	5	0
Chemistry	1	5	0
Recreation	1	5	0
Agriculture	1	0	2
Economics	1	0	2
Medical secretary	1	0	2
Education Administration	1	0	2
Communication Disorders	1	0	2
Zoology	1	5	0
Curriculum and development/ Curriculum	1	5	0
Family Therapy	1	0	2



# Detailed Tables Report – Q12 Field of Study Director Received His/Her Education In (Other Mentions) (CONT'D)

	Total Sample	Verification Received	Verification NOT Received
<b>Base</b>	(81)	(19)	(62)
	%	%	%
Infant Care	1	0	2
Pubic Relations	1	0	2
Health Education	1	0	2
Differentiated Instruction	1	0	2
Counseling	1	0	2
Marketing	1	0	2
Liberal Arts	1	0	2
Graphic Design	1	0	2
Women's Health	1	0	2
PED	1	0	2
Teaching English to Second Language learners	1	0	2
Human Development	1	5	0
Speech	1	0	2
Criminology	1	5	0

# Detailed Tables Report – Q12 Field of Study Director Received His/Her Education In (Other Mentions) (CONT'D)

	Total Sample	Verification Received	Verification NOT Received
<b>Base</b>	(81)	(19)	(62)
	%	%	%
Preschool	1	0	2
Training through Parents as Teachers	1	5	0
Business Communication	1	5	0
Christian Ministries	1	5	0
Guidance	1	0	2
No other education-just work experience	1	0	2
NO ANSWER	1	0	2

# Detailed Tables Report – Q13 Whether Director’s Center Is Accredited

	Total Sample	Verification Received	Verification NOT Received
<b>Base</b>	(266)	(42)	(224)
	%	%	%
Yes	15	10	16
No	85	90	84
<b>TOTAL</b>	100	100	100

# Detailed Tables Report – Q14 Organization That Accredited Directors Center

	Total Sample	Verification Received	Verification NOT Received
<b>Base</b>	(40)	(4)	(36)
	%	%	%
NECPA (National Early Childhood Program Accreditation)	45	25	47
COA (Council on Accreditation)	5	25	3
MOA (Missouri Accreditation of Programs for Children and Youth)	28	25	28
NAEYC (National Association for the Education of Young Children)	8	0	8
Other	15	25	14
NECPA (National Early Childhood Program Accreditation)	45	25	47

# Detailed Tables Report – Q14 Organization That Accredited Directors Center (Other Mentions)

	Total Sample	Verification Received	Verification NOT Received
<b>Base</b>	(6)	(1)	(5)
	%	%	%
State License from Montessori Association	17	0	20
State of Missouri	17	100	0
MACTE	17	0	20
Lincoln University	17	0	20
St. Louis University	17	0	20
American Montessori Society	17	0	20
Optimist Club	17	0	20

# Detailed Tables Report – Q15 Director Willingness To Fax or Email Copy of Documentation

	Total Sample	Verification Received	Verification NOT Received
<b>Base</b>	(266)	(42)	(224)
	%	%	%
Fax	26	0	31
Email	5	0	6
Neither/refused	53	0	63
Received fax/email	16	100	0
<b>TOTAL</b>	100	100	100

# Detailed Tables Report – County Where Center is Located

	Total Sample	Verification Received	Verification NOT Received
<b>Base</b>	(266)	(42)	(224)
<b>Counties</b>	%	%	%
ANDREW	0	2	0
AUDRAIN	0	0	0
BARRY	0	0	0
BATES	0	0	0
BENTON	0	0	0
BOONE	3	5	3
BUCHANAN	0	0	0
BUTLER	1	0	1
CALIFORNIA	0	0	0
CALLAWAY	0	0	0
CAMDEN	0	0	0
CAPE GIRARDEAU	1	0	1
CARROLL	1	0	1
CASS	2	2	1
CHRISTIAN	1	2	1
CLAY	4	2	4
COLE	2	0	3
COOPER	0	0	0
CRAWFORD	0	0	0
CROCKER	0	0	0
DADE	0	0	0
DEKALB	0	0	0
FRANKLIN	2	2	2
GREENE	3	7	2
HENRY	1	0	1
HOWELL	1	0	1

# Detailed Tables Report – County Where Center is Located (CONT'D)

	Total Sample	Verification Received	Verification NOT Received
<b>Base</b>	(266)	(42)	(224)
<b>Counties</b>	%	%	%
IRON	0	2	0
JACKSON	12	5	13
JASPER	1	0	1
JEFFERSON	4	2	4
JOHNSON	1	0	1
KEARNEY	0	0	0
LACLEDE	0	2	0
LAFAYETTE	1	2	1
LINCOLN	1	0	1
LIVINGSTON	0	0	0
MACON	0	0	0
MARION	1	2	0
MILLER	1	0	1
MISSISSIPPI	1	0	1
MONITEAU	0	2	0
MONROE	0	2	0
MONTGOMERY	0	0	0
NEWTON	0	0	0
OSAGE	1	2	1
OZARK	0	0	0
PERRY	1	0	1
PETITIS	0	0	0
PLATTE	1	0	1
POLK	0	0	0
PULASKI	1	0	1
PUTNAM	0	0	0



# Detailed Tables Report – County Where Center is Located (CONT'D)

	Total Sample	Verification Received	Verification NOT Received
<b>Base</b>	(266)	(42)	(224)
<b>Counties</b>	%	%	%
RANDOLPH	0	0	0
SALEM	0	0	0
SALINE	0	0	0
SCOTT	0	0	0
ST CHARLES	9	12	9
ST CLAIRE	0	0	0
ST FRANCOIS	3	5	3
ST GENEVIEVE	1	2	0
ST LOUIS	18	19	17
ST LOUIS CITY	8	5	9
STODDARD	0	0	0
TANEY	2	7	0
TEXAS	1	0	1
WAYNE	0	2	0
WRIGHT	0	0	0
<b>TOTAL</b>	100	100	100

## Detailed Tables Report – Total Capacity

	Total Sample	Verification Received	Verification NOT Received
<b>Base</b>	(266)	(42)	(224)
	%	%	%
<40	20	14	21
40-75	41	55	38
76-100	20	19	20
Over 100	20	12	21
<b>TOTAL</b>	100	100	100