


FORM ACF-202 – TANF CASELOAD REDUCTION REPORT
Overall Credit

	A	B	C	D	E	F
1	Missouri			Fiscal Year to which credit applies:		2023
2				Date of Completion:	11/28/2022	
3	PART 2 – Estimate of Caseload Reduction Credit					
4						
5	<u>Impact of All Changes</u>			<u>Caseload Reduction Calculation</u>		
6	Change Two-Parent Families to Solely State Funded Programs	-171		FY 2005 TANF Caseload	46,742	
7	FFY22			FY 2005 SSP Caseload	0	
8	Average Monthly TEB Caseload	333		Total FY 2005 Caseload	46,742	
9	FFY2			FY 2022 TANF Caseload	5,590	
10	TA Orientation, Personal Responsibility Plan, and Job Search Requirement	-39		FY 2022 SSP Caseload	712	
11	FFY22			Total FY 2022 Caseload	6,302	
12	New Spouse Disregard of all Income and Resources	0		Excess MOE Cases in FY 2022	0	
13	FFY22			Adjusted FY 2022 Caseload	6,302	
14	Full Family Sanction Closings for Non-Compliance with Work Activities	-158		Caseload Decline	40,440	86.5%
15	FFY22			Decline – Net Impact	40,399	
16	TA Applicants Rejected due to Full Family Sanctions	11				
17	FFY22			Caseload Reduction Credit =		86.4%
18	45-Month Lifetime Limit	-15				
19	FFY22					
20	Diversion	-2				
21	FFY22					
22						
23						
24						
25						
26	Net Impact	-41				
27						
28						

**FORM ACF-202 – TANF CASELOAD REDUCTION REPORT
Two-Parent Credit**

	A	B	C	D	E	F
1	Missouri			Fiscal Year to which credit applies:		2023
2				Date of Completion:	11/28/2022	
3	PART 2 – Estimate of Caseload Reduction Credit -- 2-Parent Caseload					
4						
5	<u>Impact of All Changes</u>			<u>Caseload Reduction Calculation</u>		
6				FY 2005 TANF 2-Parent Caseload	0	
7				FY 2005 SSP 2-Parent Caseload	0	
8				Total FY 2005 Caseload	0	
9				FY 2022 TANF 2-Parent Caseload	0	
10				FY 2022 SSP 2-Parent Caseload	0	
11				Total FY 2022 2-Parent Caseload	0	
12				Excess MOE 2-Parent Cases in FY 20	0	
13				Adjusted FY 2022 Caseload	0	
14				Caseload Decline	0	0.0%
15				Decline – Net Impact	0	
16						
17				2-Parent Caseload Reduction Credit =		0.0%
18						
19						
20						
21						
22						
23						
24						
25						
26	Net Impact		0			
27						
28						

Missouri




Policy Name

Two-Parent Families

Date of Completion: 11/28/2022

	Impact on Each Month in FY22												Grand Total			
	Oct	Nov	Dec	Jan	Feb	Mar	Apr	May	Jun	Jul	Aug	Sep				
Time of Closure																
Prior years carryover																
Oct	-283															
Nov		-244														
Dec			-238													
Jan				-223												
Feb					-181											
Mar						-165										
Apr							-128									
May								-110								
Jun									-112							
Jul										-113						
Aug											-114					
Sep												-125				
Total	-159	-144	-138	-161	-174	-182	-195	-186	-174	-178	-184	-175				-2,050
												FY2022 Monthly Average	-171			

Missouri




Policy Name

TEB Impact

Date of Completion: 11/28/2022

	Impact on Each Month in FY22												Grand Total	
	Oct	Nov	Dec	Jan	Feb	Mar	Apr	May	Jun	Jul	Aug	Sep		
Time of Closure														
Prior years carryover														
Oct	395													
Nov		429												
Dec			449											
Jan				473										
Feb					455									
Mar						438								
Apr							407							
May								368						
Jun									339					
Jul										327				
Aug											324			
Sep												315		
Total	317	327	356	350	337	361	365	339	307	316	306	309		3,990
FY2022 Monthly Average													333	

Missouri




Policy Name

Orientation, PRP, and Job Registration Impact

Date of Completion: 11/28/2022

	Impact on Each Month in FY22												Grand Total			
	Oct	Nov	Dec	Jan	Feb	Mar	Apr	May	Jun	Jul	Aug	Sep				
Time of Closure																
Prior years carryover																
Oct	-25															
Nov		-14														
Dec			-19													
Jan				-22												
Feb					-21											
Mar						-16										
Apr							-14									
May								-14								
Jun									-32							
Jul										-27						
Aug											-31					
Sep												-33				
Total	-33	-25	-38	-17	-39	-20	-14	-32	-82	-65	-63	-41				-469
												FY2022 Monthly Average	-39			

Missouri



Policy Name


New Spouse Disregard Impact

Date of Completion:

11/28/2022

	Impact on Each Month in FY22												Grand Total	
	Oct	Nov	Dec	Jan	Feb	Mar	Apr	May	Jun	Jul	Aug	Sep		
Time of Closure														
Prior years carryover														
Oct	0													
Nov		0												
Dec			0											
Jan				0										
Feb					0									
Mar						0								
Apr							0							
May								0						
Jun									0					
Jul										0				
Aug											0			
Sep												0		
Total	0	0	0	0	0	0	0	0	0	0	0	0	0	0
FY2022 Monthly Average													0	

Missouri




Policy Name

Sanction Policy Change for Non-Compliance with Work Activities

Date of Completion: 11/28/2022

	Impact on Each Month in FY22												Grand Total			
	Oct	Nov	Dec	Jan	Feb	Mar	Apr	May	Jun	Jul	Aug	Sep				
Time of Closure																
Prior years carryover																
Oct	0															
Nov		-2														
Dec			-227													
Jan				-449												
Feb					-325											
Mar						-230										
Apr							-179									
May								-201								
Jun									-157							
Jul										-216						
Aug											-142					
Sep												-137				
Total	-125	-190	-176	-149	-185	-142	-156	-213	-137	-139	-124	-165				-1,901
												FY2022 Monthly Average	-158			

Missouri




Policy Name

TA Applicants Rejected due to Full-Family Sanctions

Date of Completion: 11/28/2022

	Impact on Each Month FY22												Grand Total	
	Oct	Nov	Dec	Jan	Feb	Mar	Apr	May	Jun	Jul	Aug	Sep		
Time of Closure														
Prior years carryover														
Oct	0													
Nov		0												
Dec			0											
Jan				0										
Feb					1									
Mar						1								
Apr							2							
May								5						
Jun									16					
Jul										15				
Aug											17			
Sep												22		
Total	0	0	2	2	3	4	2	11	22	19	38	31		134
FY2022 Monthly Average													11	

Missouri



Policy Name


45-Month Lifetime Limit Impact

Date of Completion:

11/28/2022

	Impact on Each Month in FY 2022												Grand Total	
	Oct	Nov	Dec	Jan	Feb	Mar	Apr	May	Jun	Jul	Aug	Sep		
Time of Closure														
Prior years carryover														
Oct	-39													
Nov		-51												
Dec			-28											
Jan				-28										
Feb					-23									
Mar						-28								
Apr							-29							
May								-12						
Jun									-21					
Jul										-15				
Aug											-13			
Sep												-15		
Total	-17	-19	-18	-17	-19	-11	-13	-14	-8	-10	-12	-17		
FY2022 Monthly Average													-15	

Missouri



Policy Name

TA Diversion Impact

Date of Completion:

11/28/2022

	Impact on Each Month in FY22												Grand Total		
	Oct	Nov	Dec	Jan	Feb	Mar	Apr	May	Jun	Jul	Aug	Sep			
Time of Closure															
Prior years carryover															
Oct	0														
Nov		0													
Dec			0												
Jan				0											
Feb					0										
Mar						0									
Apr							0								
May								0							
Jun									0						
Jul										-2					
Aug											0				
Sep												0			
Total	-1	0	0	0	0	-1	0	0	0	0	0	0	0	0	-2
FY2022 Monthly Average													0		

**FORM ACF-202 – TANF CASELOAD REDUCTION REPORT
Excess MOE Worksheet**

	A	B	C	D	E	F
1	Missouri			Fiscal Year to which credit applies:		2023
2				Date of Completion:		11/28/2022
3	<u>Excess MOE Calculation Worksheet</u>					
4						
5	Caseload Data			Expenditure Data		
6	FY 2005 TANF Caseload	46,742		Total Expenditures		
7	FY 2005 SSP Caseload	0		FY 2022 Total Federal Expenditures		\$194,701,922
8	Total FY 2005 Caseload	46,742		FY 2022 Total MOE Expenditures		\$174,807,914
9	FY 2022 TANF Caseload	5,590		Total Expenditures (Federal + MOE)		\$369,509,836
10	FY 2022 SSP Caseload	712				
11	Total FY 2022 Caseload	6,302		Assistance Expenditures		
12				FY 2022 Federal Expenditures on Assistance		\$14,299,212
13	2-Parent Caseload Data			FY 2022 MOE Expenditures on Assistance		\$7,303,659
14	FY 2005 2-p TANF Caseload	0		Total Expenditures on Assistance (Federal + MOE)		\$21,602,871
15	FY 2005 2-p SSP Caseload	0		Percentage of Expenditures on Assistance		5.85%
16	Total FY 2005 Caseload	0				
17	FY 2022 2-p TANF Caseload	0		Expenditures Per Case		
18	FY 2022 2-p SSP Caseload	0		Average Expenditures per Case		\$58,634
19	Total FY 2022 Caseload	0		Average Expenditures per Case on Assistance		\$3,428
20						
21				MOE and Excess MOE		
22				Required MOE (80% or 75%)		\$128,128,826
23				Excess MOE Expenditures		\$46,679,088
24				Excess MOE Expenditures on Assistance		\$2,729,027
25	Adjusted Caseload Data					
26	Adjusted FY 2022 Overall Caseload	5,506		Assistance Cases Funded by Excess MOE		796
27	Adjusted FY 2022 2-parent Caseload	0		2-Parent Assistance Cases Funded by Excess MOE		0
28						
29						
30						
31						
32						