

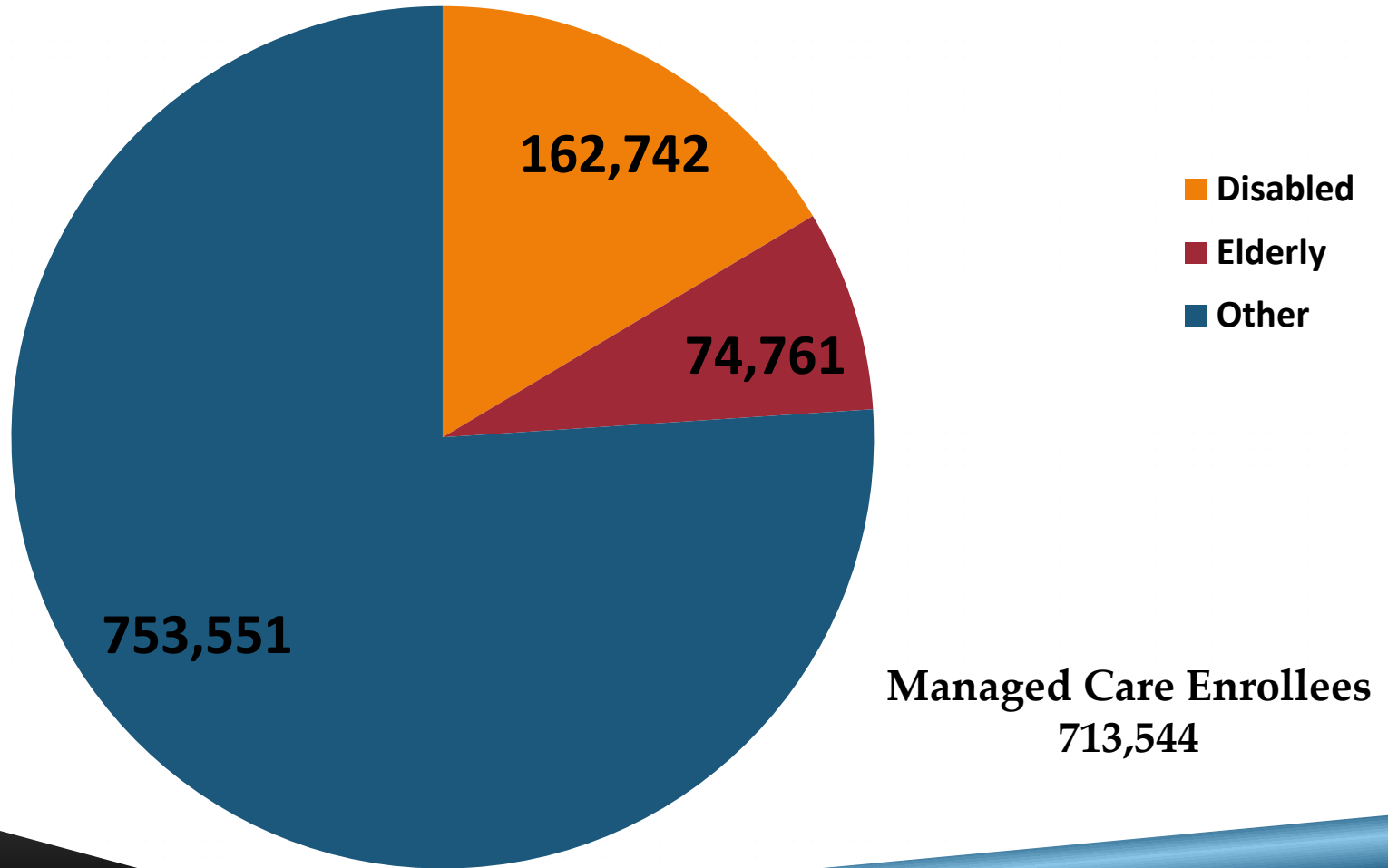


MO HEALTHNET PHARMACY PROGRAM AND BUDGET UPDATE

**MHD DRUG UTILIZATION REVIEW BOARD OCTOBER 21, 2020
JOSH MOORE, PHARM D-DIRECTOR OF PHARMACY**

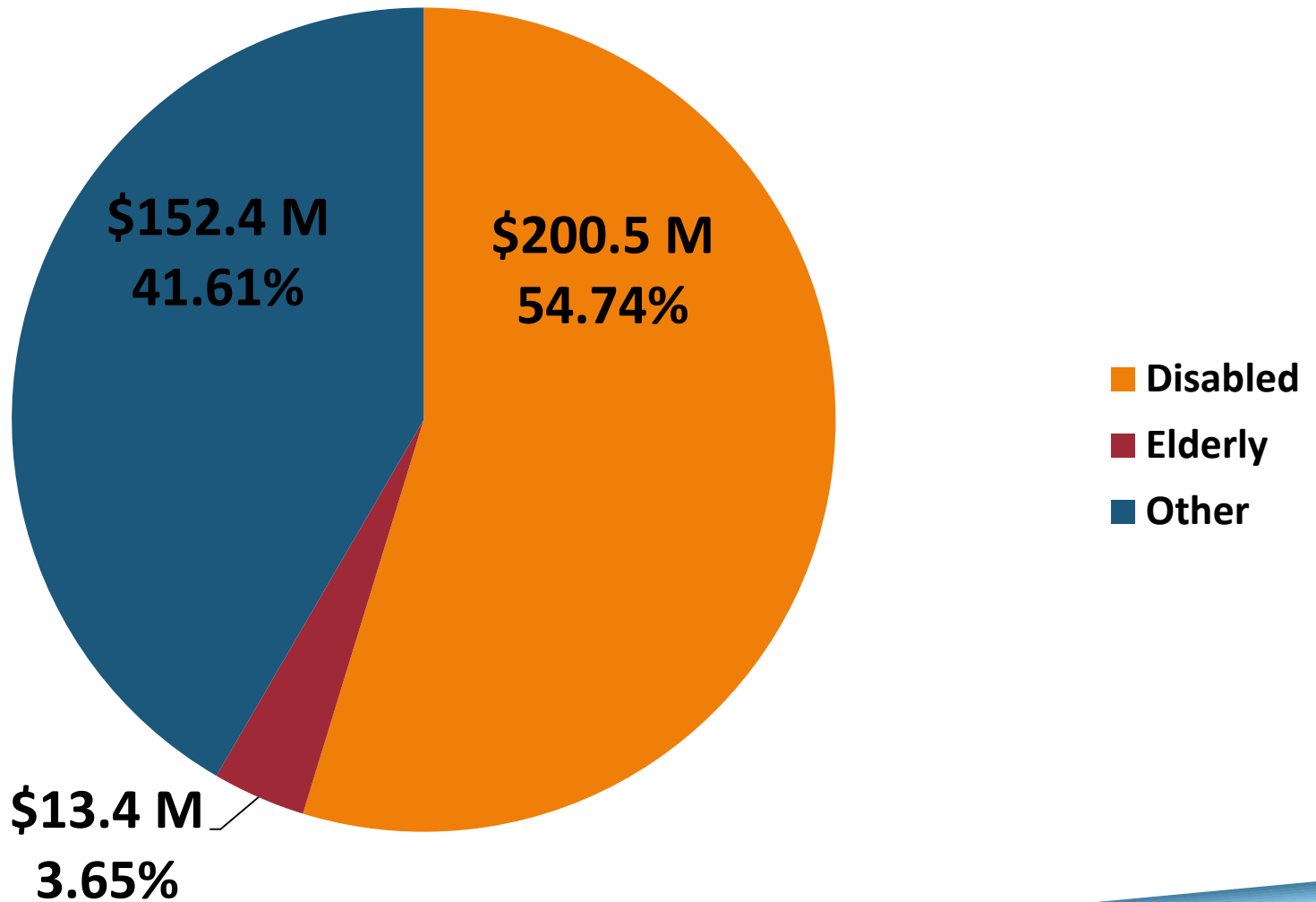
Eligibles by Group September 2020

Total Eligibles 991,054

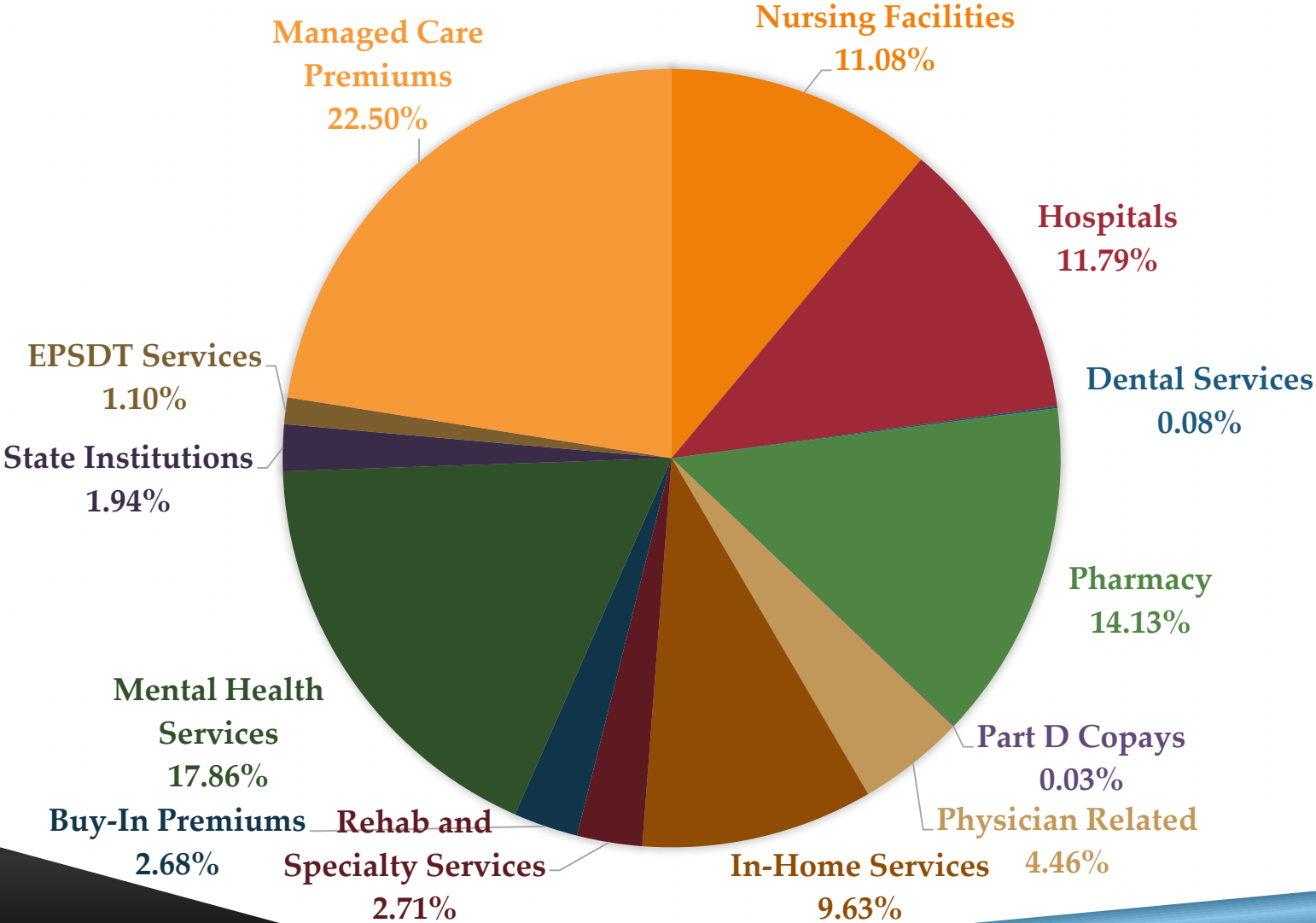


Expenditures by Enrollment Group: July-Sept 2020

Total Spend \$366,318,037



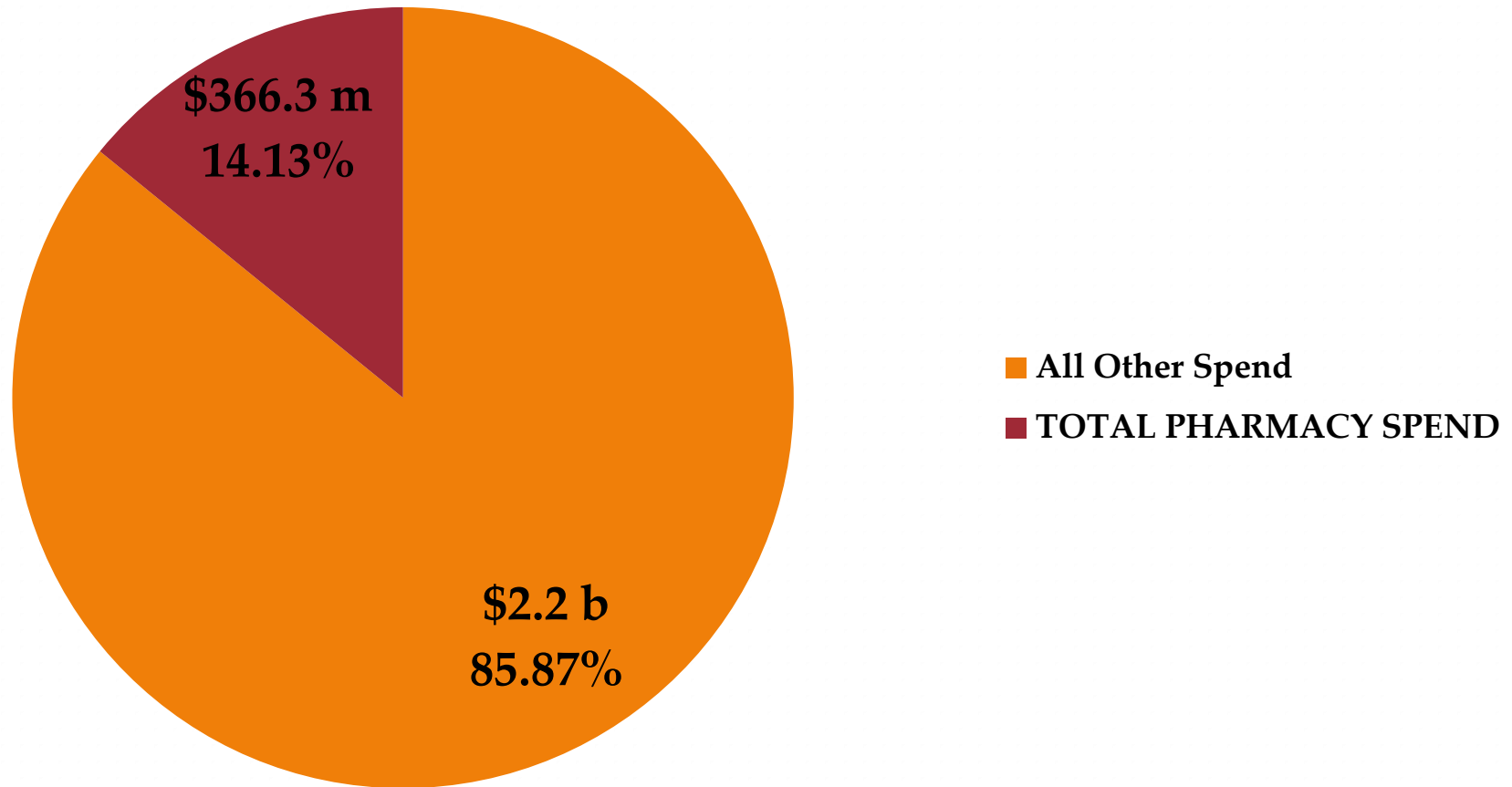
JULY-SEPT 2020 MO HEALTHNET EXPENDITURES BY SERVICE



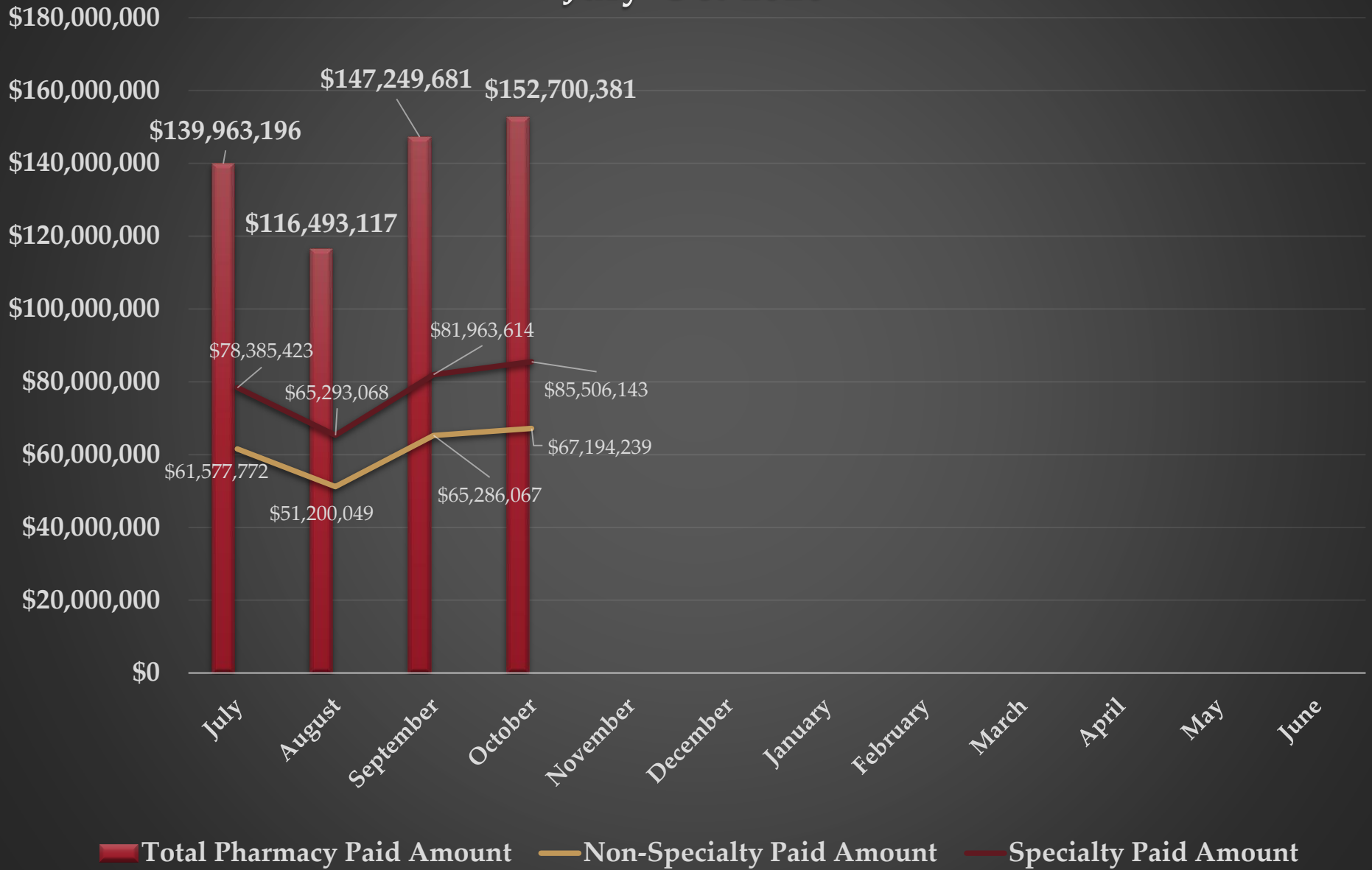
FY21 Pharmacy Spend vs Total Medicaid Spend

Total Spend \$2,592,454,953

July-Sept 2020



Pharmacy Expenditures FY21 July-Oct 2020

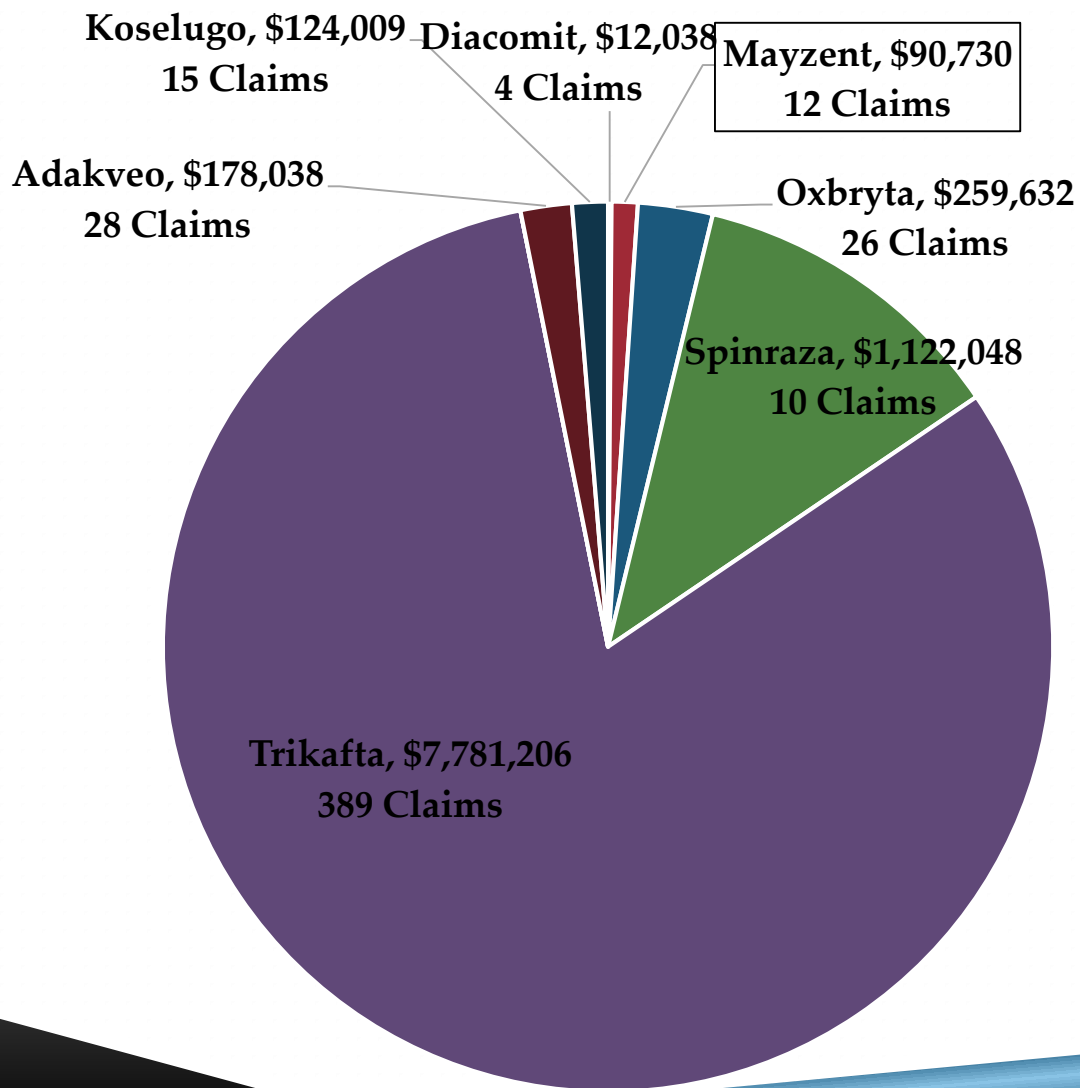


PHARMACY PROGRAM

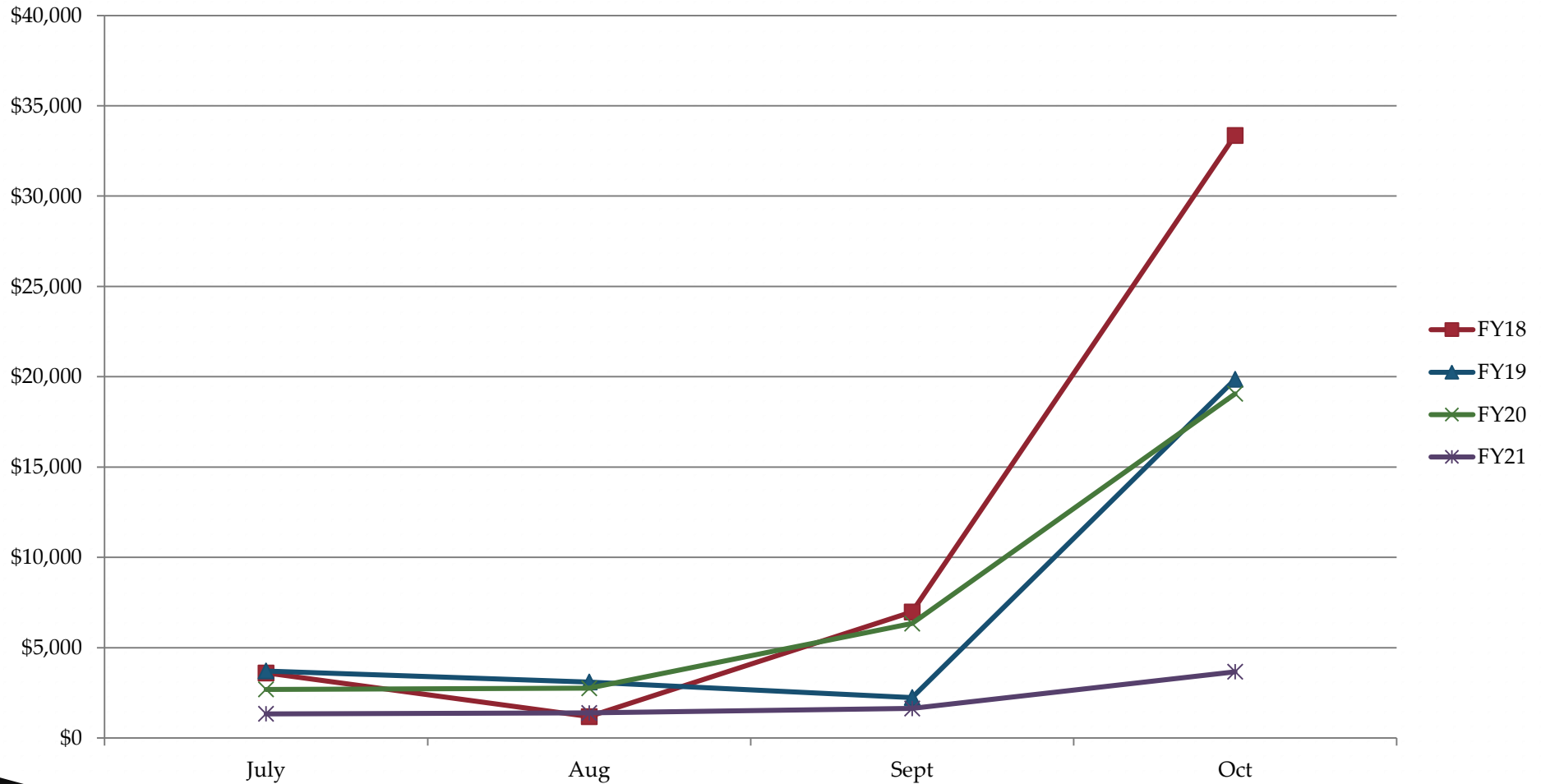
TOP 4 DRUG CLASSES PER FY

HICL Description	FY 2018
PALIPERIDONE PALMITATE (Invega)	\$36,914,022
LURASIDONE HCL (Latuda)	\$36,192,993
ADALIMUMAB (Humira)	\$28,797,827
METHYLPHENIDATE HCL (ADHD)	\$27,321,955
HICL Description	FY 2019
PALIPERIDONE PALMITATE (Invega)	\$40,792,733
LURASIDONE HCL (Latuda)	\$37,240,789
ADALIMUMAB (Humira)	\$30,733,203
ANTIHEMOPHILIC FACTOR(FVIII)RECOMBINANT	\$25,767,689
HICL Description	FY 2020
PALIPERIDONE PALMITATE (Invega)	\$47,932,570
LURASIDONE HCL (Latuda)	\$36,752,596
ADALIMUMAB (Humira)	\$35,512,453
METHYLPHENIDATE HCL (ADHD)	\$28,435,400
HICL Description	FY 2021
PALIPERIDONE PALMITATE (Invega)	\$17,913,619
ADALIMUMAB (Humira)	\$15,324,271
LURASIDONE HCL (Latuda)	\$14,395,174
METHYLPHENIDATE HCL (ADHD)	\$10,911,288

JULY-OCT 2020 MO HEALTHNET RARE DISEASE EXPENDITURES



Tamiflu Comparison FY18 -FYTD21



STATE FISCAL QUARTER 2019-2020 REBATE

State Fiscal Quarter	Claim Count	Pharmacy Reimbursement Amount	Federal Rebate*	Supplemental Rebate*
20191	3,241,925	\$314,050,920	\$167,751,265.79	\$13,197,821.33
20192	3,304,662	\$317,462,294	\$165,616,027.11	\$14,776,918.91
20193	3,281,636	\$311,208,963	\$174,184,714.04	\$14,427,199.78
20194	3,298,727	\$319,940,027	\$174,277,855.73	\$17,088,785.14
20201	3,412,346	\$327,625,321	\$174,766,529.94	\$18,822,165.42
20202	3,362,308	\$313,841,516	\$171,411,398.80	\$14,701,741.87
20203	3,290,298	\$319,885,362	\$178,471,345.17	\$15,214,194.87
20204	2,889,971	\$307,182,266	\$172,069,807.80	\$15,272,274.49

Restricted Pricing Information. Confidential and Proprietary pursuant to Section 1927 of the Social Security Act (42 U.S.C. § 1396r-8)

*Amounts are for the total rebate invoiced to manufacturers and may not exactly match collected rebate for the quarter.



Select Language ▾

PUBLIC HEALTH

Department of Health Resources

[DETAILS ABOUT METRICS](#)



COVID-19 Testing Events



COVID-19 Chatbot



COVID-19 Hotline: 877-435-8411

These Dashboards are a cross-government effort to bring you data about COVID-19 in Missouri. Have questions? [Send us an email.](#)

- STATEWIDE
- COUNTY
- SCHOOL DISTRICTS
- DEMOGRAPHICS
- DETAIL: HEALTHCARE SYSTEM
- DETAIL: TESTING