

**FY 2011**

# Pregnancy Monitoring Protocol



July 1, 2010 – June 30, 2011

Shannon Einspahr, MSW, LCSW  
Department of Mental Health  
Division of Alcohol and Drug Abuse  
FY 2011

# Pregnancy Monitoring Protocol

## **FY 2011 - YEAR-END UPDATES:**

- During FY11, 443 non-duplicated pregnant, managed care eligible participants were admitted to ADA treatment services; for a total of 507 admissions to ADA treatment programs.
  
- In November 2010, updates were made to the Consumer Information Management, Outcomes and Reporting (CIMOR) system referral source categories to include those received directly from the managed care entities. Notifications were sent to the ADA treatment providers to inform them of these changes. To date, only two referrals are reflected in the CIMOR system as received directly from a managed care health plan (MCHP). This may be due to the following:
  - If a consumer is referred by both a MO HealthNet managed care entity and the Department of Corrections (DOC), referrals from DOC will override those of the managed care entity.
  
  - If a consumer is enrolled in the Disease Management 3700 program, this will automatically populate in CIMOR as the referral source.
  
- Efforts were made to enhance communication and collaboration between the ADA treatment providers and MO HealthNet managed care entities through:
  - Participation in ADA Eastern & Western Regional Provider meetings
  
  - Trainings/presentations (e.g., Pregnancy Monitoring Protocol, CSTAR programs/services, managed care organizations, etc.).
  
  - Telephone/conference calls and email correspondence to address consumer-specific issues and/or concerns
  
  - Updates to and dissemination of provider contact lists to ensure the information is as current and accurate as possible.

## **FY 2012 – FIRST QUARTER RECOMMENDATIONS:**

- ADA will continue efforts to enhance communication and collaboration between the ADA treatment providers and MO HealthNet managed care entities in a timely and efficient manner.
  
- ADA will continue efforts to coordinate a Central Region Provider meeting, to include the managed care entities.

# Pregnant Women Enrolled in ADA Treatment Programs

Under MO HealthNet Managed Care

Fiscal Year 2011 - Fourth Quarter and Year-End Summary  
(July 1, 2010 - June 30, 2011)

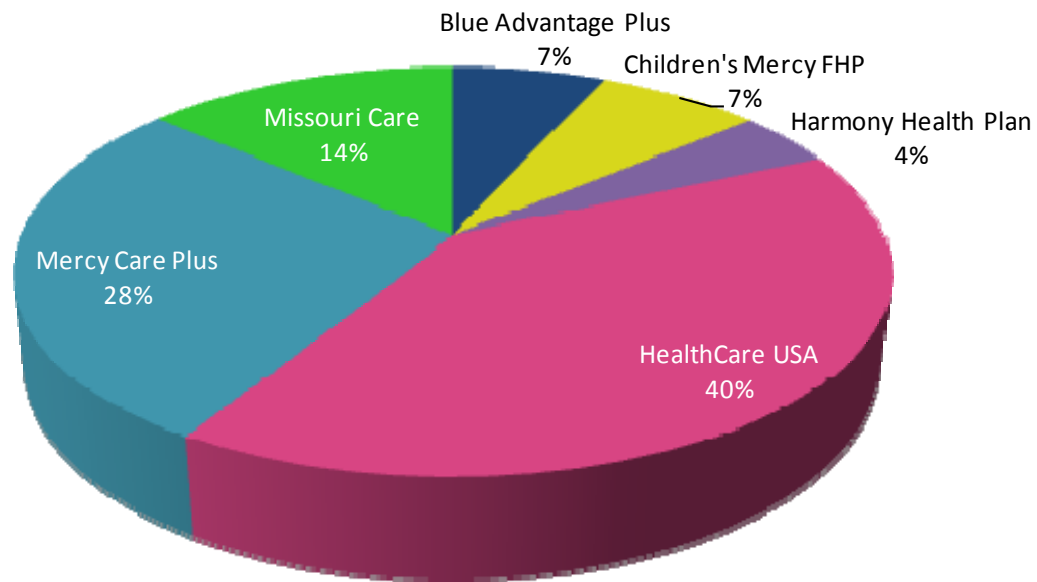
MO HEALTH NET							ADA TREATMENT PROVIDER										REFERRAL SOURCE																					
Fourth Quarter MC+ Provider							Fourth Quarter Program Admissions										Fourth Quarter																					
TOTALS	Blue Advantage Plus	Children's Mercy FHP	Harmony Health Plan	HealthCare USA	Mercy Care	Missouri Care	FACILITY NAME	REGION	Corrections PR+	Early Intervention	Primary Recovery Plus (PR+)	CSTAR Adolescent	CSTAR General Adult	CSTAR Opioid	CSTAR Women & Children**	SATOP***	4th QTR ADMISSION TOTALS	YTD ADMISSION TOTALS	4th QTR DISCHARGE TOTALS	YTD DISCHARGE TOTALS	Addictions Tx Program	Court/Criminal Justice	Family/Relatives	Individual/Self	MBHO*	MCHP*	Medical Care Agency	Mental Health Agency/Hospital	Other/Unknown	Social Services/Community Agency								
	9	0	0	0	4	3	2	BASIC**	Eastern	0	0	0	0	0	0	9	0	9	21	1	5	0	4	0	1	0	0	0	0	0	4							
6	0	0	0	3	2	1	Bridgeway**	Eastern	0	0	3	0	0	0	3	0	6	48	2	30	0	1	0	4	0	0	0	0	0	1								
12	0	0	1	7	2	2	Center For Life Solutions	Eastern	0	0	0	0	0	12	0	0	12	46	5	14	0	2	0	8	0	0	0	0	0	2								
0	0	0	0	0	0	0	Community Services of Missouri, Inc.	Eastern	0	0	0	0	0	0	0	0	0	1	0	1	0	0	0	0	0	0	0	0	0	0								
3	0	0	0	1	2	0	Community Treatment, Inc. (COMTREA)	Eastern	0	1	0	0	2	0	0	0	3	13	2	9	0	0	0	3	0	0	0	0	0	0								
0	0	0	0	0	0	0	Liberty Programs, Inc.	Eastern	0	0	0	0	0	0	0	0	0	1	0	1	0	0	0	0	0	0	0	0	0	0								
0	0	0	0	0	0	0	New Beginnings**	Eastern	0	0	0	0	0	0	0	0	0	6	0	4	0	0	0	0	0	0	0	0	0	0								
20	0	0	2	9	7	2	Queen of Peace**	Eastern	0	0	0	0	0	0	20	0	20	93	5	51	0	2	2	11	0	0	1	0	0	4								
10	0	0	1	5	0	4	Westend Clinic	Eastern	0	0	0	0	0	10	0	0	10	34	3	17	0	0	0	10	0	0	0	0	0	0								
0	0	0	0	0	0	0	E.S.C.A.P.E.	Central	0	0	0	0	0	0	0	0	0	1	0	1	0	0	0	0	0	0	0	0	0	0								
8	0	0	0	5	0	3	Family Counseling Center of Missouri**	Central	0	0	0	0	0	0	8	0	8	26	2	16	0	4	0	2	0	0	2	0	0	0								
6	0	0	0	3	3	0	Hannibal Council on ADA**	Central	0	0	1	0	0	0	5	0	6	25	2	17	0	5	1	0	0	0	0	0	0	0								
1	0	0	0	1	0	0	Lake Area Advisory Council	Central	0	0	0	0	0	0	0	1	1	1	0	0	0	1	0	0	0	0	0	0	0	0								
0	0	0	0	0	0	0	Phoenix Programs	Central	0	0	0	0	0	0	0	0	0	5	0	4	0	0	0	0	0	0	0	0	0	0								
8	0	2	0	0	0	3	Preferred Family Health	Multiple	0	0	0	1	7	0	0	0	8	21	2	16	0	1	0	5	0	0	1	0	0	1								
4	0	3	0	1	0	0	Comprehensive Mental Health Services**	Northwest	0	0	0	0	0	0	4	0	4	15	0	6	0	1	1	2	0	0	0	0	0	0								
5	1	0	0	1	1	2	Kansas City Community Center (KCCC)	Northwest	0	0	1	0	4	0	0	0	5	13	0	7	0	3	0	1	0	0	0	0	0	1								
0	0	0	0	0	0	0	Midwest ADP	Northwest	0	0	0	0	0	0	0	0	0	1	0	1	0	0	0	0	0	0	0	0	0	0								
1	1	0	0	0	0	0	Northland Dependency Services, LLC	Northwest	0	0	0	0	0	0	0	1	1	1	0	1	0	1	0	0	0	0	0	0	0	0								
8	1	0	0	3	4	0	Pathways	Multiple	0	0	1	0	7	0	0	0	8	30	0	15	0	3	0	4	0	0	0	0	0	1								
11	4	4	0	1	2	0	ReDiscover**	Northwest	0	0	0	1	0	0	10	0	11	43	4	18	0	5	1	1	0	0	2	0	2	0								
1	0	0	0	1	0	0	Samuel U. Rogers Health Center	Northwest	0	0	0	0	0	1	0	0	1	3	0	0	0	0	0	1	0	0	0	0	0	0								
4	1	2	0	0	1	0	Swope Health Services	Northwest	0	0	4	0	0	0	0	0	4	8	0	3	0	1	0	3	0	0	0	0	0	0								
0	0	0	0	0	0	0	Tri-County Mental Health Services	Northwest	0	0	0	0	0	0	0	0	0	5	0	1	0	0	0	0	0	0	0	0	0	0								
0	0	0	0	0	0	0	Alternative Opportunities**	Southwest	0	0	0	0	0	0	0	0	0	4	0	3	0	0	0	0	0	0	0	0	0	0								
3	0	1	0	2	0	0	Community Mental Health Consultants	Southwest	0	0	0	0	3	0	0	0	3	6	2	5	0	2	1	0	0	0	0	0	0	0								
1	0	0	0	0	1	0	Family Self Help Center**	Southwest	0	0	0	0	0	0	1	0	1	2	0	1	0	0	0	0	0	0	0	0	0	1								
0	0	0	0	0	0	0	Ozark Center	Southwest	0	0	0	0	0	0	0	0	0	1	0	1	0	0	0	0	0	0	0	0	0	0								
1	0	0	0	0	1	0	Sigma House of Springfield	Southwest	0	0	0	0	0	0	1	0	1	3	0	2	0	0	1	0	0	0	0	0	0	0	0							
2	0	0	0	0	2	0	Family Counseling Center, Inc.**	Southeast	0	0	0	0	1	0	1	0	2	3	0	2	0	1	1	0	0	0	0	0	0	0								
8	0	0	2	2	4	0	Southeast MO Behavioral Health (SEMO)	Southeast	0	0	2	0	5	0	0	1	8	27	3	17	0	5	0	1	0	0	0	0	0	2								
132	8	12	6	49	38	19	QUARTERLY SUB-TOTALS***										0	1	12	2	29	23	62	3	132	507	33	269	0	42	8	57	0	0	6	0	2	17
100%	6.06%	9.09%	4.55%	37.12%	28.79%	14.39%	PERCENTAGES										0.00%	0.76%	9.09%	1.52%	21.97%	17.42%	46.97%	2.27%	100.00%	100.00%	25.00%	53.06%	0.00%	32.58%	6.06%	45.45%	0.00%	0.00%	4.55%	0.00%	1.52%	12.88%
	33	35	22	212	135	70	YTD TOTALS										0	10	47	10	91	83	253	13		9	160	14	189	2	0	16	10	18	89			
	6.51%	6.90%	4.34%	41.81%	26.63%	13.81%	YTD PERCENTAGES										0.00%	1.97%	9.27%	1.97%	6.11%	16.37%	49.90%	2.56%		1.78%	31.56%	2.76%	37.28%	0.39%	0.00%	3.16%	1.97%	3.55%	17.55%			
	507						ADMISSION TOTALS***										507				TOTALS				507													
	443						UNIQUE CONSUMER TOTALS (Non-duplicates)										443				AVG. LENGTH OF STAY				69.34200743													

\*Report reflects pregnant consumers enrolled in and/or admitted to ADA treatment programs during the specified reporting period. May include duplicate pregnant consumers counts if individual is served by multiple treatment providers. \*\*\*  
 \*\*The Substance Abuse Traffic Offender Program (SATOP) is separate from ADA treatment services and is not reflected in the average length of stay. \*\*\*\*

\* -Referral Source category added to CIMOR in November 2010.  
 \*\* -CSTAR Women & Children's Program

# Substance Abuse Treatment Referral Protocol for Pregnant Women Under MO HealthNet Managed Care

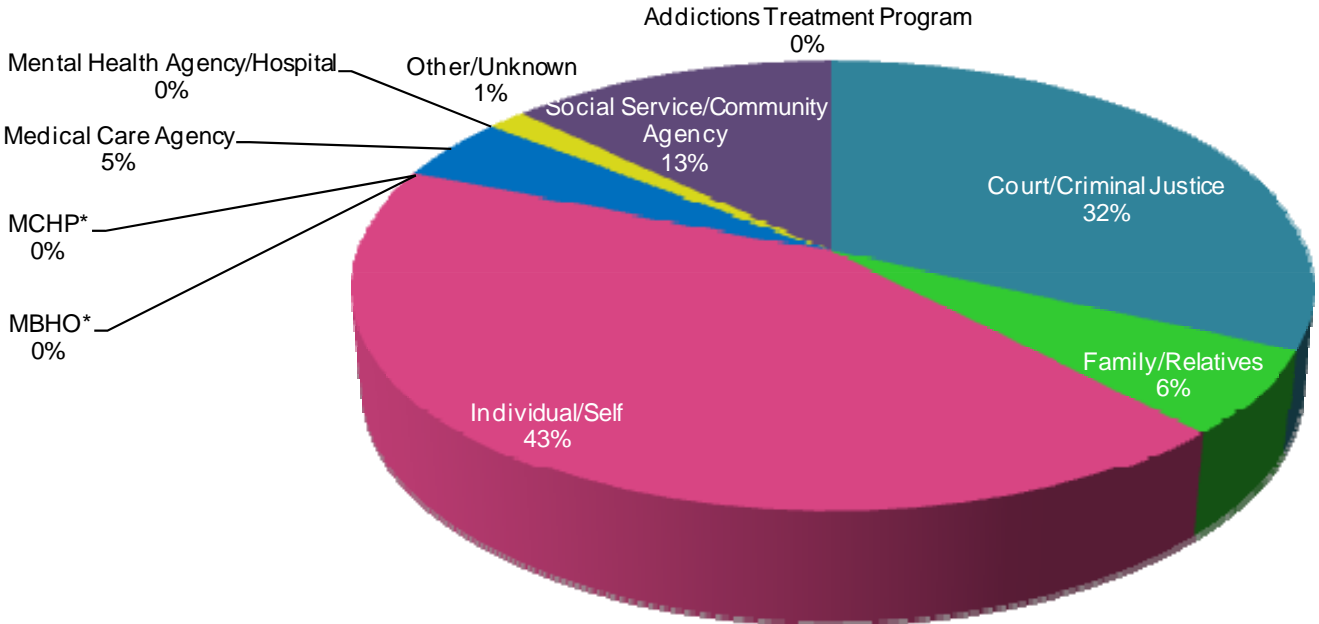
FY 2011 – Year-End Summary  
(July 1, 2010 – June 30, 2011)



Percentages based on non-duplicated consumer totals.

# Substance Abuse Treatment Referral Protocol for Pregnant Women Under MO HealthNet Managed Care

FY 2011 – Year-End Summary  
(July 1, 2010 – June 30, 2011)



Referral Source categories based on CIMOR definitions.

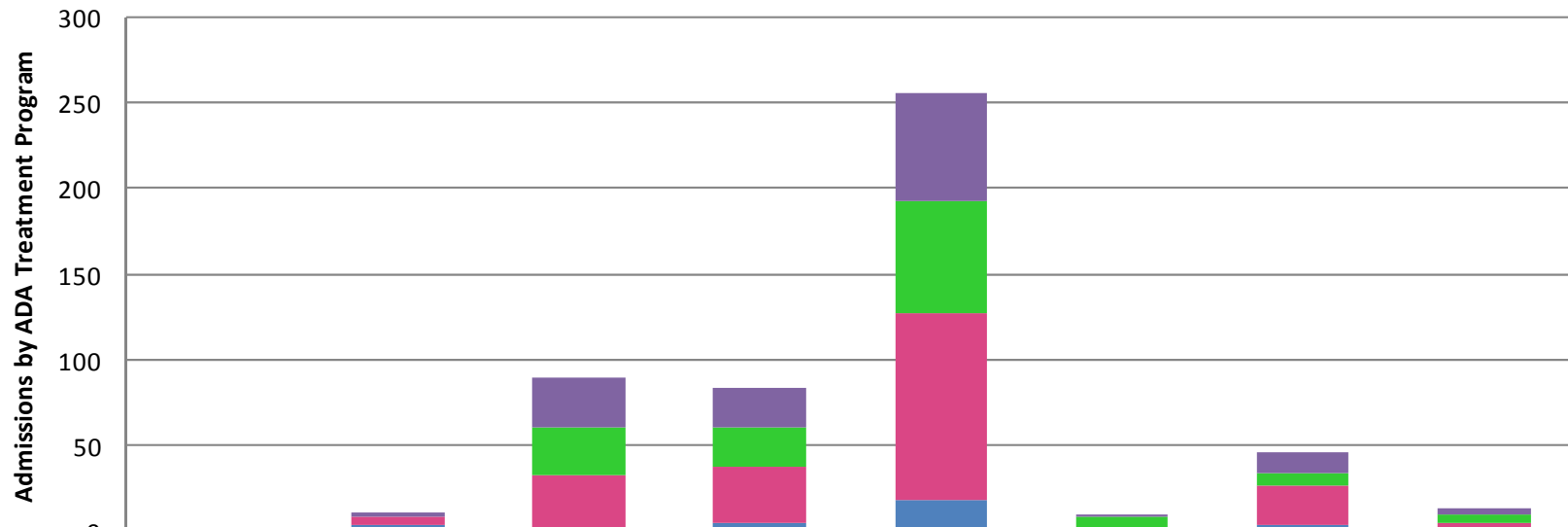
\* Two additional Referral Source categories were added to CIMOR in November 2010, in order to capture referrals received from managed care providers (i.e., Managed Care Health Plan [MCHP], Managed Behavioral Health Organization [MBHO]). A CIMOR priority alert was sent to ADA treatment providers notifying of this update.

**Exclusions:**

- (1) Referrals received from Department of Corrections (DOC) will override referrals from managed care providers if both entities are identified as referral sources for the same consumer;
- (2) For consumers enrolled in the Disease Management program, the referral source category in CIMOR will automatically populate as "Disease Management" regardless of the referral source entered.

# Substance Abuse Treatment Referral Protocol for Pregnant Women Under MO HealthNet Managed Care

FY 2011 Year-End Summary  
(July 1, 2010 - June 30, 2011)



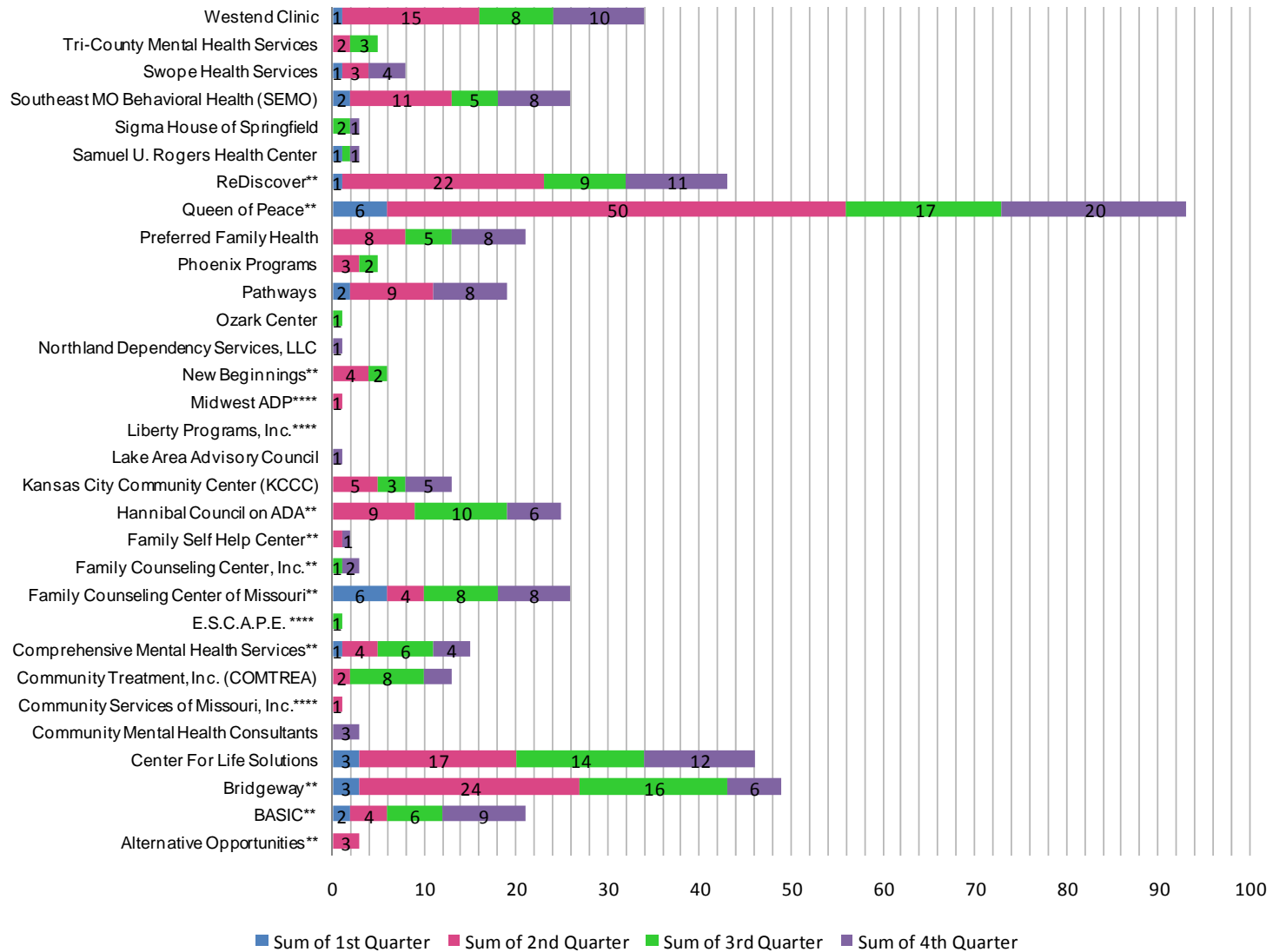
	Corrections PR+	CSTAR Adolescent	CSTAR General Adult	CSTAR Opioid	CSTAR Women & Children**	Early Intervention	Primary Recovery Plus (PR+)	SATOP****
Sum of 4th	0	2	29	23	62	1	12	3
Sum of 3rd	0	0	28	23	66	9	8	5
Sum of 2nd	0	6	32	32	109	0	23	5
Sum of 1st	0	3	1	5	18	0	3	0

<sup>1</sup>CSTAR - Women's and Children's Program. Required to adhere to Protocol per contractual agreement.\*\*

<sup>2</sup>Substance Abuse Traffic Offender Program (SATOP). Separate from treatment program.\*\*\*\*

# Substance Abuse Treatment Referral Protocol for Pregnant Women Under MO HealthNet Managed Care

FY 2011 – Year-End Summary  
(July 1, 2010 – June 30, 2011)

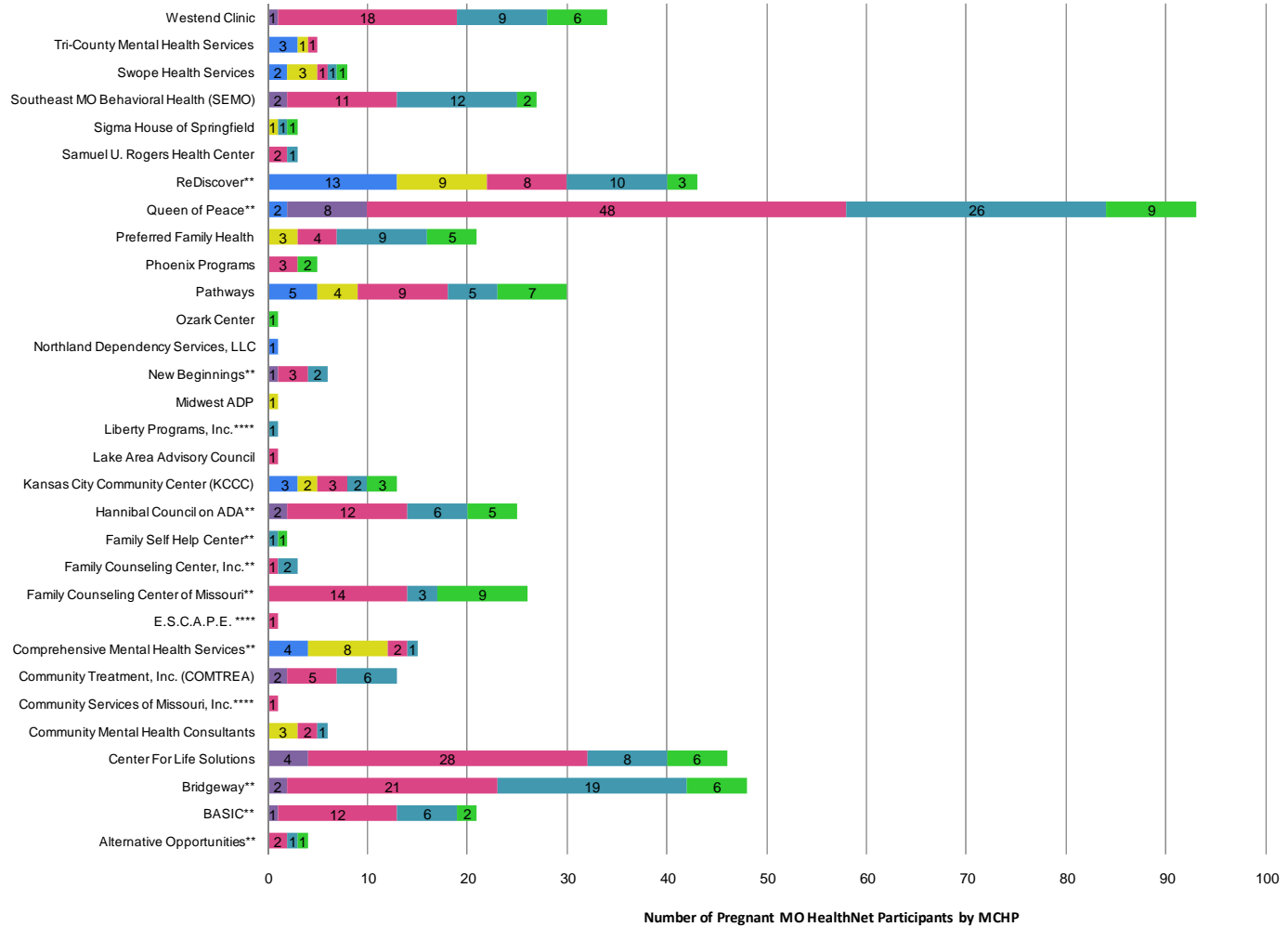


<sup>1</sup>CSTAR - Women's and Children's Program. Required to adhere to Protocol per contractual agreement.\*\*

<sup>2</sup>Substance Abuse Traffic Offender Program (SATOP). Differs from treatment program.\*\*\*\*

## Substance Abuse Treatment Referral Protocol for Pregnant Women Under MO HealthNet Managed Care

FY 2011 Year-End Summary  
(July 1, 2010 - June 30, 2011)



■ Sum of Blue Advantage Plus    
 ■ Sum of Children's Mercy FHP    
 ■ Sum of Harmony Health Plan    
 ■ Sum of HealthCare USA    
 ■ Sum of Mercy Care    
 ■ Sum of MissouriCare

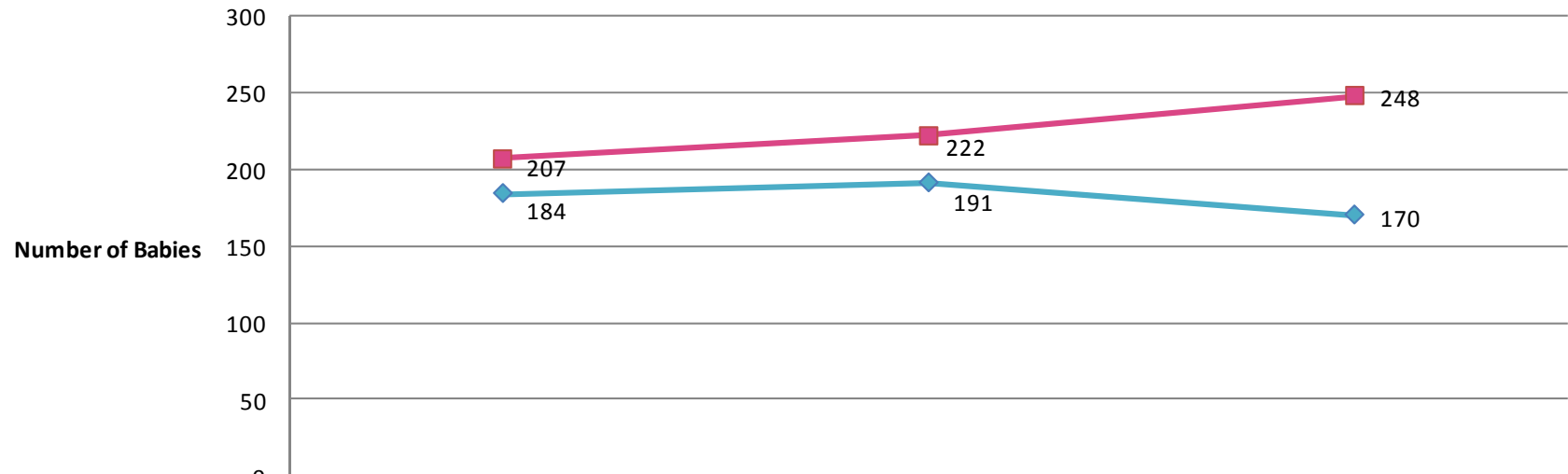
<sup>1</sup>CSTAR - Women's and Children's Program. Required to adhere to Protocol per contractual agreement.\*\*

<sup>2</sup>Substance Abuse Traffice Offender Program (SATOP). Differs from treatment program.\*\*\*\*



# Drug-Free Births in CSTAR Programs

Year-End Summary



	FY 2009	FY 2010	FY 2011
◆ Babies Born Drug-Free	184	191	170
■ Total Babies Born	207	222	248

# Pregnancy Monitoring Protocol

---

*Please direct any questions or concerns to:*

Shannon Einspahr, MSW, LCSW  
Department of Mental Health  
Division of Alcohol and Drug Abuse  
1706 E. Elm  
P.O. Box 687  
Jefferson City, MO 65102

Tel: 573-751-8113

Fax: 573-751-9296

Email: [Shannon.Einspahr@dmh.mo.gov](mailto:Shannon.Einspahr@dmh.mo.gov)