

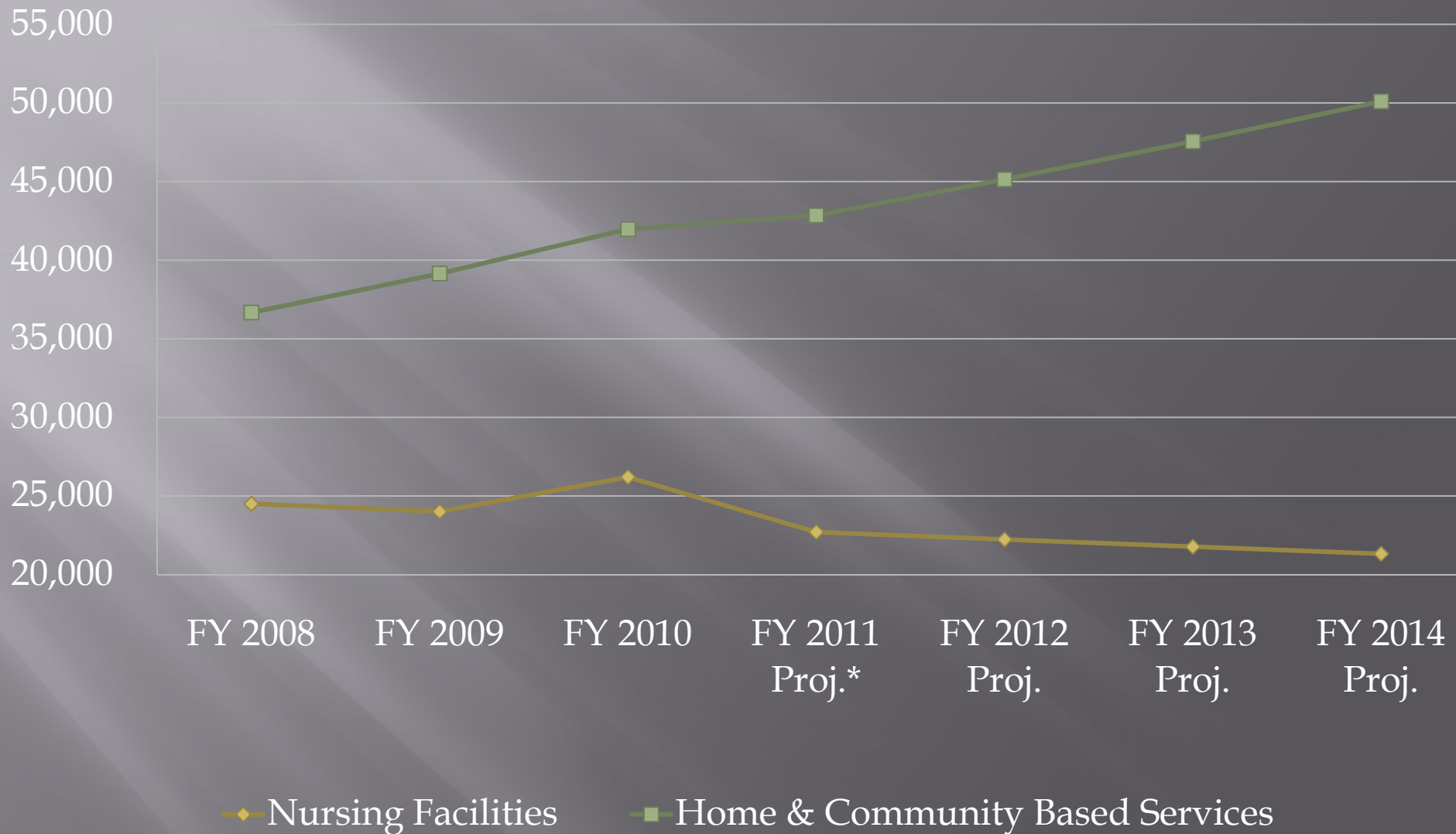
# HOME AND COMMUNITY BASED (HCB) SERVICES

Celesta Hartgraves, Director  
Division of Senior and Disability Services  
Department of Health and Senior Services

# Missouri Population Estimates

	<i>2006-2009 Projections are from the 2000 Census.</i>				
Missouri Population Estimates	<b>2006</b>	<b>2007</b>	<b>2008</b>	<b>2009</b>	<b>2010 Census</b>
Age 60+	1,050,204	1,075,397	1,099,992	1,123,350	1,171,587
Age 18-59 and disabled	382,911	383,828	384,924	386,024	369,832
Total Missouri population	5,797,176	5,828,894	5,860,326	5,891,421	5,988,927
2011 Projection not available yet.					

# Average Monthly MO Medicaid Participants (All eligibility categories)

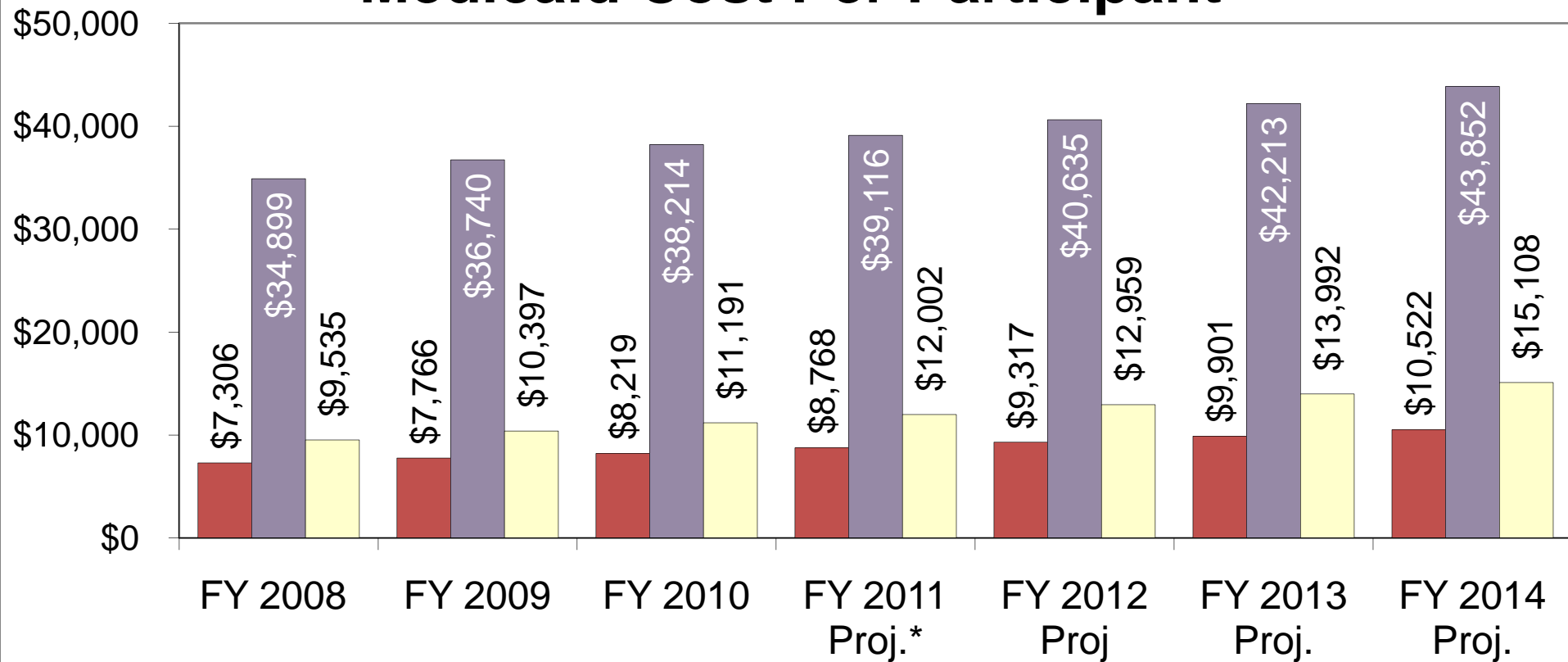


# AVERAGE COST PER MEDICAID PARTICIPANT

	FY 2006	FY 2007	FY 2008	FY 2009	FY 2010
Nursing Facility Resident	\$ 32,345	\$ 32,244	\$ 34,899	\$ 36,740	\$ 38,214
HCB Services Participant	\$ 6,051	\$ 6,771	\$ 7,306	\$ 7,766	\$ 8,219

FY 2011 data not available yet.

# Average Annual MO Medicaid Cost Per Participant



- Home and Community Based Participants
- Nursing Facility Residents
- Consumer-Directed Services Clients\*\*

**What does this  
program do?**

# Home and Community Based Services

Services within this program are available to seniors over age 60 and adults with disabilities age 18-59 who:

- ❖ Are eligible for Medicaid benefits;
  - ❖ Aged and Disabled Waiver
  - ❖ Independent Living Waiver
  - ❖ State Plan personal care
  - ❖ Adult day health care
  - ❖ HCB services are also available under the Physical Disability Waiver, the AIDS Waiver, and the Healthy Children and Youth (HCY) program administered by the Division of Community and Public Health.

# Home and Community Based Services

Services within this program are available to seniors over age 60 and adults with disabilities age 18-59 who:

- ❖ Are eligible for Medicaid benefits;
- ❖ Are considering long-term care;
- ❖ Need help to stay at home or in the community; and/or
- ❖ Need assistance in accessing care or services necessary to maintain independence and dignity.



## Medicaid funded HCB services include:

- ❖ Personal care
- ❖ Attendant care
- ❖ Nurse visits
- ❖ Adult day health care
- ❖ Homemaker
- ❖ Respite
- ❖ Home delivered meals for eligible adults

## Medicaid funded HCB services include:

- ❖ Adaptive equipment
- ❖ Private duty nursing
- ❖ Health screenings
- ❖ Specialized medical equipment and critical medical supplies for eligible participants

# Home and Community Based Services

This core funding reimburses:

- ❖ Agencies providing in-home services; and
- ❖ Individual vendors performing consumer directed services

# Home and Community Based Services

	FY 2006	FY 2007	FY 2008	FY 2009	FY 2010	FY 2011
HCB Services Providers and Vendors	310	326	331	345	446	466

# Home and Community Based Services

	FY 2006	FY 2007	FY 2008	FY 2009	FY 2010	FY 2011
New Referrals	16,269	18,262	20,044	20,254	19,938	19,112

# In-Home vs. Consumer Directed HCB Services

	FY 2006	FY 2007	FY 2008	FY 2009	FY 2010	FY 2011
In-Home Clients	46,428	41,504	46,255	44,959	47,562	49,218
Consumer Directed Services Consumers	8,805	10,068	11,258	12,377	13,706	18,590

Individuals may appear in both counts

# Home and Community Based Services

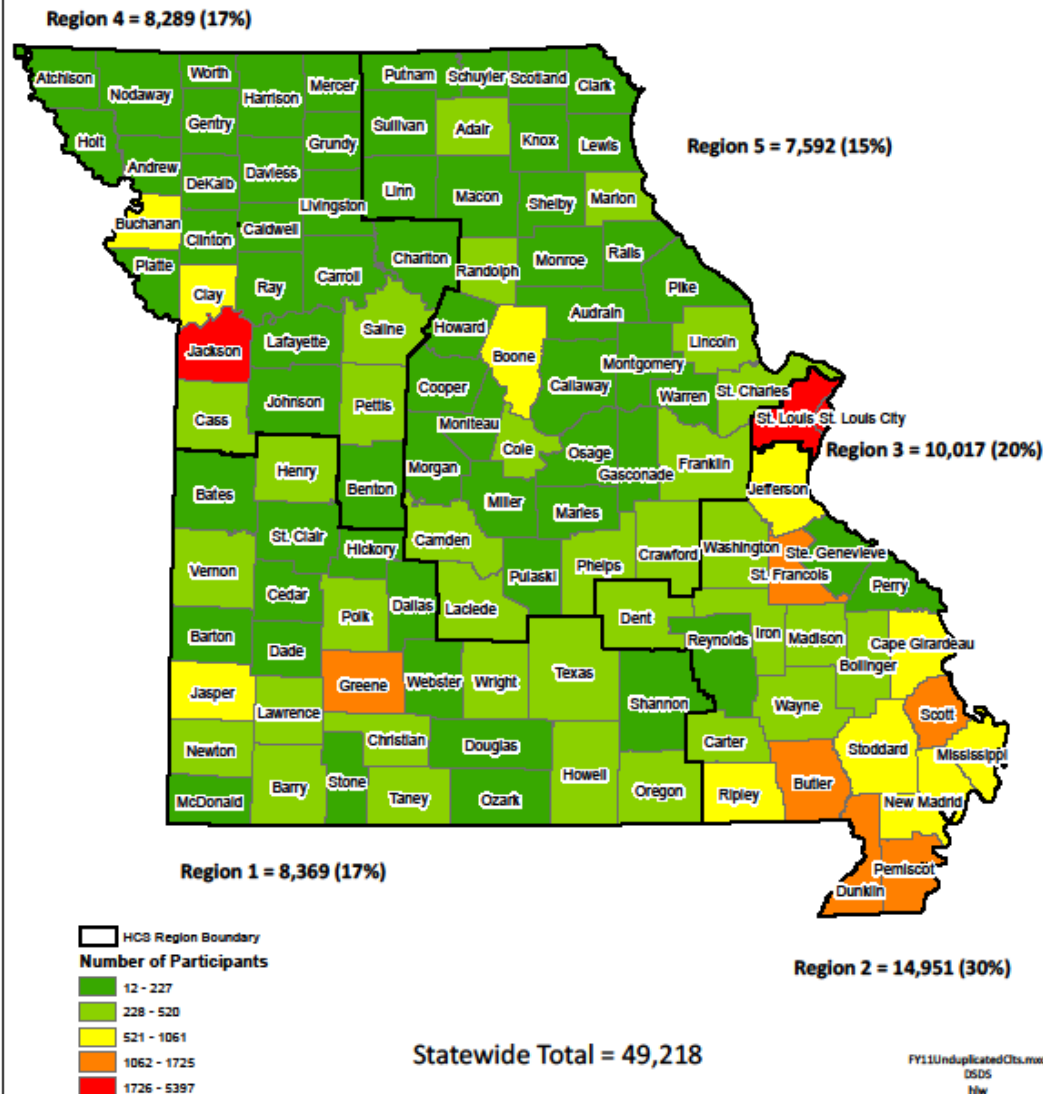
	FY 2009		FY 2010		FY 2011		FY 2012	FY 2013	FY 2014
	Proj	Actual	Proj	Actual	Proj	Actual	Projected	Projected	Projected
In-Home Clients (IHS) *	47,180	44,959	47,627	47,562	49,851	44,291	43,737	43,190	42,650
Consumer Directed Services Consumers (CDS)*	11,483	12,377	13,565	13,706	15,191	16,132	18,196	20,523	23,149
Residential Care Facility Clients (RCF)*	7,500	7,283	7,811	7,268	7,366	8,326	8,454	8,584	8,967
Home and Community Based Providers/Vendors	341	345	358	446	498	466	487	509	532
HCY Participants	2,969	2,365	2,430	2,475	2,418	2,445	2,450	2,455	2,485
Physical Disabilities Waiver Participants	85	84	95	95	125	125	155	185	215
AIDS Waiver Participants	118	121	135	122	135	99	135	135	135

\* Client numbers based upon number of clients receiving services during fiscal year.





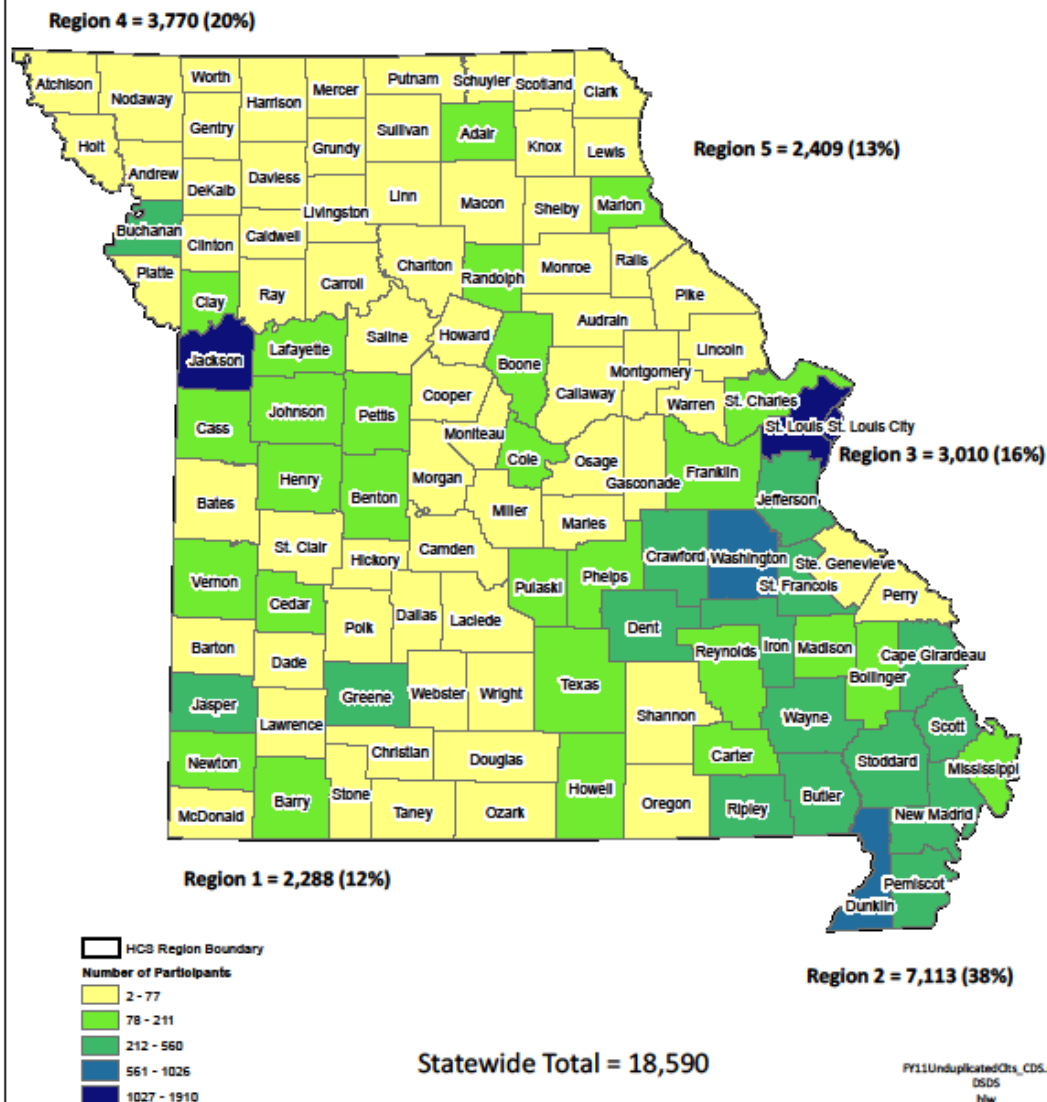
## FY11 Total "touched" Participants by County In-Home and RCF-PC Services







## FY11 Total "touched" Participants by County Consumer Directed Services



**What is the  
authorization for  
this program?**

- ❖ Title XIX and Title XX of the Social Security Act;
- ❖ PL 89-73 Older Americans Act, updated in 2006 by PL 109-365; and
- ❖ Sections 208.152, 208.900 to 208.930, 660.050, and 660.250 to 660.321, RSMo.

**Are there federal  
matching requirements?**

Yes.

HCB services provided under State Plan Personal Care and Adult Day Health Care, the Aged and Disabled Waiver, the Independent Living Waiver, the AIDS Waiver, the Physical Disabilities Waiver, and the Healthy Children and Youth (HCY) program are matched by General Revenue according to the standard Federal Medical Assistance Percentage (FMAP) rate for activities related to home and community based care for eligible participants.

**Is this a federally  
mandated program?**

No.

HCB services are optional under the Medicaid State Plan. Because Missouri has opted to offer these services, oversight of federal funding is required for use of Title XIX and Title XX of the Social Security Act funds. Oversight of Medicaid HCB Waiver services is required by the Centers for Medicare and Medicaid.

# Program Expenditure History

