

Annual Report Fiscal Year 2021



OUR MISSION

*Empower Missourians
to live safe, healthy, &
productive lives*



Missouri Department of
SOCIAL SERVICES



MICHAEL L. PARSON, GOVERNOR • Robert Knodell, ACTING DIRECTOR

SCOTT A. ODUM, DIRECTOR
DIVISION OF YOUTH SERVICES
P.O. BOX 447 • JEFFERSON CITY, MO 65102-0447
WWW.DSS.MO.GOV • 573-751-3324 • 573-526-4494 FAX

Dear Reader:

Missouri's Division of Youth Services (DYS) is pleased to present our Annual Report for Fiscal Year 2021. Included in the report is an overview of agency operations, statistics regarding the young people and families served, and outcomes achieved during the period of July 1, 2020 to June 30, 2021.

Any questions about the report should be directed to the Division of Youth Services within the Department of Social Services.

AUXILIARY AIDS AND SERVICES ARE AVAILABLE UPON REQUEST TO INDIVIDUALS WITH DISABILITIES

TDD / TTY: 800-735-2966

RELAY MISSOURI: 711

Missouri Department of Social Services is an Equal Opportunity Employer/Program.

TABLE OF CONTENTS

FISCAL YEAR 2021 EXECUTIVE SUMMARY	1
INTRODUCTION	2
COMMITMENT AND DEMOGRAPHIC INFORMATION	3
Total Commitments	3
Commitments by Gender	4
Commitments by Age	4
Commitments by Race and Gender	5
Commitments by Education Level	6
Commitments by Family Composition	6
Metropolitan versus Rural Commitments	7
Commitments by Region	7
Commitments by Offense Type	8
CASE MANAGEMENT AND TREATMENT SERVICES	11
Case Management System	11
Residential Facilities	12
Day Treatment	12
Community Care Services	12
Jobs Program	13
Health Care Services	13
Interstate Compact on Juveniles	15
Juvenile Court Diversion	15
FISCAL INFORMATION	17
Fiscal Year 2021 Expenditures	17
Residential Program Costs	17
OUTCOME INDICATORS	18
Discharges from DYS Custody	18
Recidivism and Law-Abiding Rates	19
Productive Involvement	20
Academic Achievement and High School Equivalency Success	21
CONCLUSION	21
APPENDICES	23
A: Fiscal Year 2021 Committing Offenses by Gender	24
B: Fiscal Year 2021 Facility Utilization	28
C: Fiscal Year 2021 Commitments by Circuit and County	29
D: Historical Timeline	33

FISCAL YEAR 2021 EXECUTIVE SUMMARY

- 366 youth were committed to the Division of Youth Services (DYS).
- 321 (88%) of youth committed were male; 45 (12%) were female.
- The average age of all committed youth was 15.1 years.
- The average DYS youth had attained 9.3 years of schooling at the time of commitment.
- 273 (31%) of all youth receiving DYS educational services during the year were identified as having an educational disability.
- 176 youth committed (48%) had a history of prior mental health services.
- 164 youth committed (45%) had a history of prior substance abuse involvement.
- 78 youth (21%) were committed for the most serious felonies (A/B).
- 198 youth (54%) were committed for less serious felonies (C/D/E).
- 65 youth (18%) were committed for misdemeanors and other non-felonies.
- 25 youth (7%) were committed for juvenile offenses.
- 124 (35%) of all committed youth were from single-parent homes.
- 213 (58%) youth were committed from metropolitan areas.
- 136 (44%) of DYS youth ages 17 or older had earned a high school diploma or a High School Equivalency (HSE) by the time of discharge.

INTRODUCTION

The Missouri Division of Youth Services (DYS) was created within the Department of Social Services (DSS) through the Omnibus State Reorganization Act of 1974. DYS provides services to youth committed to the division's custody by one of the 46 Missouri juvenile courts, and provides day treatment services to youth referred by other agencies and juvenile courts. The Missouri DYS vision is that every young person served will become a productive citizen and lead a fulfilling life.

The Missouri DYS has become a national model for providing a balanced approach to juvenile justice with an emphasis on community safety and rehabilitation. Rather than a traditional correctional model, DYS utilizes a therapeutic youth development approach. It focuses on prevention and early intervention for youth at the front-end of the system, and provides a comprehensive and fully integrated treatment approach for those who have progressed in the system and are at a greater risk of reoffending.

The division is committed to protecting the safety of Missouri citizens by providing individualized, comprehensive, needs-based services that ultimately enable youth to successfully reintegrate into their home and community. Small, regionalized, residential and non-residential programs and services are administered in five geographic regions: Northeast, Northwest, St. Louis, Southeast, and Southwest. The array of services and approaches in each region include:

- a continuum of community-based and residential treatment and education services;
- a case management system in which a single case manager follows a youth throughout his/her tenure in the agency;
- collaboration with local juvenile courts regarding early intervention and prevention efforts through the provision of diversionary funds;
- an emphasis on a humane, dignified, supportive, structured, and therapeutic climate;
- development of community-based partnerships;
- incorporation of treatment outcome and quality assurance components to evaluate efficiency and improve service delivery.

This annual report provides summary statistics about the youth committed to DYS as well as information regarding overall agency operations during fiscal year 2021, July 1, 2020 through June 30, 2021.

COMMITMENT AND DEMOGRAPHIC INFORMATION

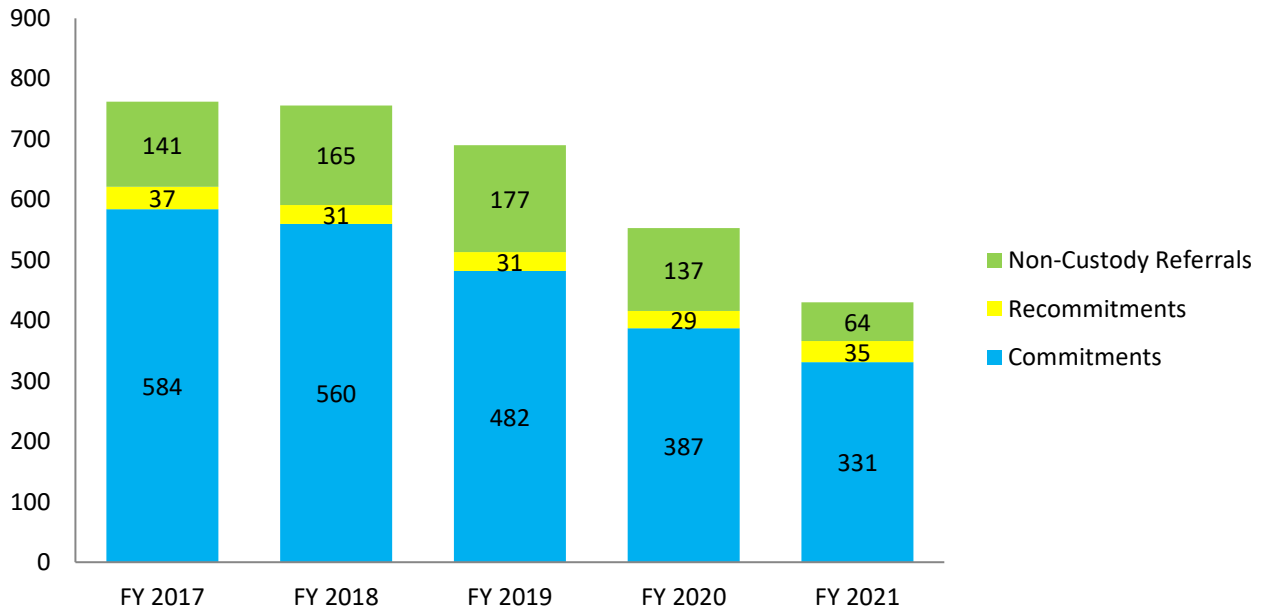
Total Commitments

Commitments to DYS are considered *custody referrals* as the division is given legal and physical custody of a youth within its system. Referrals from agencies such as the juvenile courts and the DSS Children’s Division are considered *non-custody referrals* as the youth are not formally committed to the custody of DYS. Non-custody referrals may receive services in the community care setting but cannot be placed in residential care. In FY 2021, there were 20 referrals from the Children’s Division and 44 from other agencies.

Dual jurisdiction cases are youth who are certified and simultaneously receive an adult and juvenile disposition in a court order of general jurisdiction. During FY 2021, four commitments were dual jurisdiction cases.

DYS commitments decreased in FY 2021 to 366, 12% lower than in FY 2020, and 41% lower than in FY 2017.

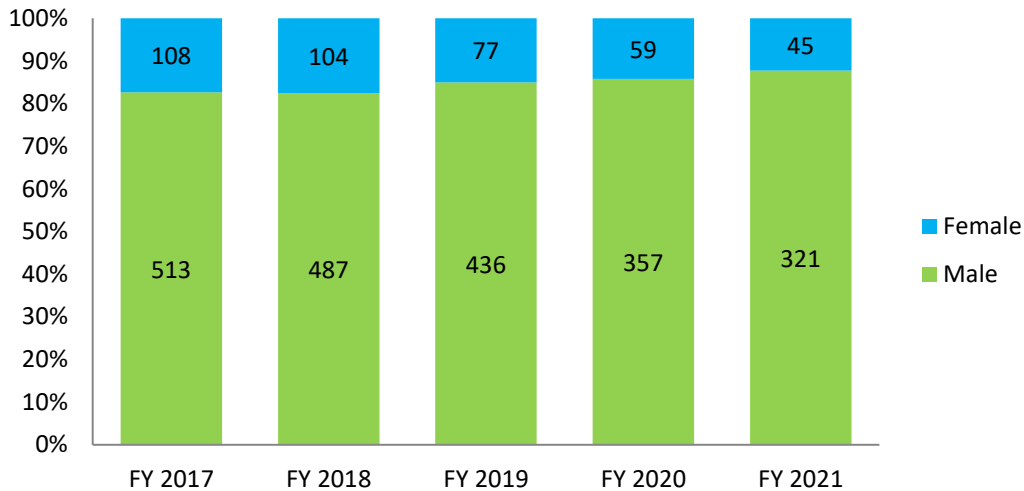
Figure 1. Commitments and Referrals



Commitments by Gender

The ratio of committed males to committed females has remained fairly consistent over the past five years. In FY 2021, 88% of commitments were male and 12% were female.

Figure 2. Commitments by Gender



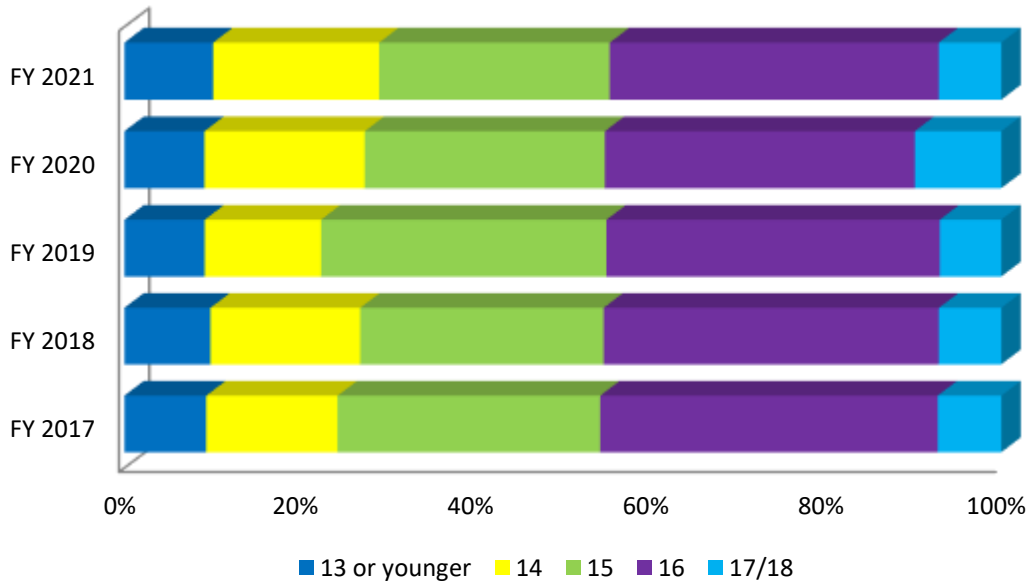
Commitments by Age

Almost two-thirds of the youth were ages 15 or 16 at the time of commitment. The average age was 15.1.

Table 1. FY 2021 Commitments by Age and Gender

Age	Male	Female	Total	% of Total
Total	321	45	366	100.0%
11	0	1	1	0.3%
12	4	0	4	1.1%
13	27	5	32	8.7%
14	60	9	69	18.9%
15	80	16	96	26.2%
16	124	13	137	37.4%
17	25	1	26	7.1%
18	1	0	1	0.3%
<hr/>				
11, 12	4	1	5	1.4%
13, 14	87	14	101	27.6%
15, 16	204	29	233	63.7%
17, 18	26	1	27	7.4%

Figure 3. Commitments by Age

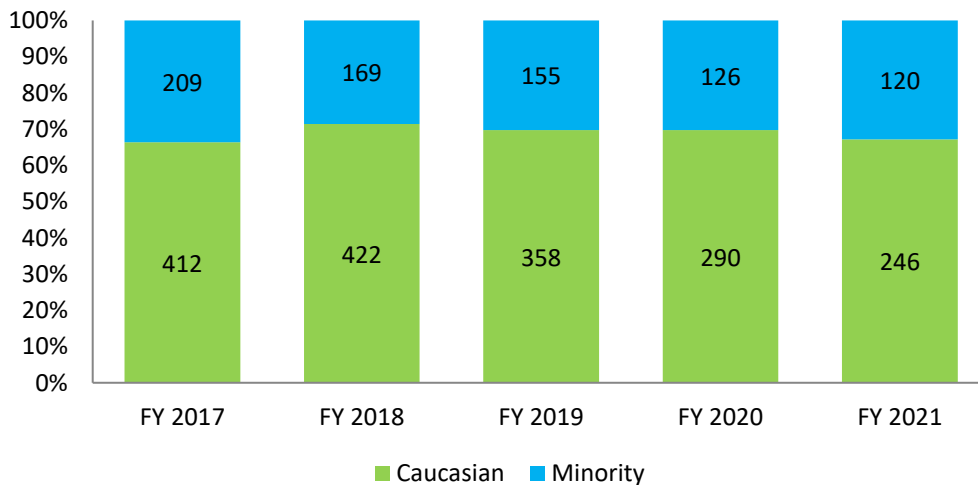


Commitments by Race and Gender

The majority of youth committed during FY 2021, 67%, were Caucasian. African-American youth accounted for 28%, and other races 5% of all commitments. Of total male commitments, 35% were of minority races. Of female commitments, minorities accounted for 20%.

Based on U.S. Census 2021 population estimates, 19% of Missouri’s population ages 10-18 were of minority races. Minority commitments were higher at 35% for male commitments in FY 2021.

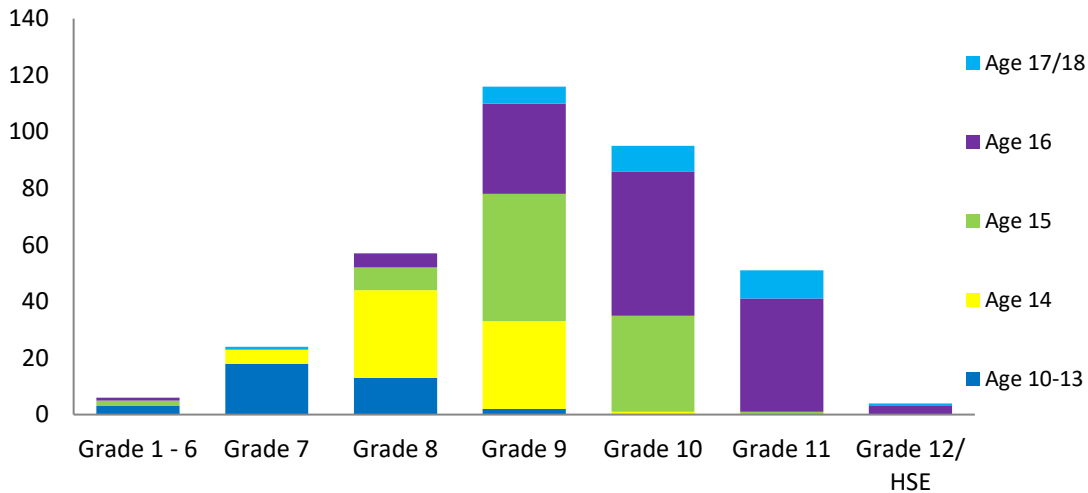
Figure 4. Commitments by Race



Commitments by Education Level

The average youth had attained 9.3 years of school at the time of commitment in FY 2021. Of committed youth, 23% were identified as having an educational disability. Of all youth served by DYS during FY 2021, 31% had an educational disability. This is higher than the 13.5% incidence rate of public school age children with educational disabilities for the 2020-2021 school year.

Figure 5. FY 2021 Commitments by Age and Grade

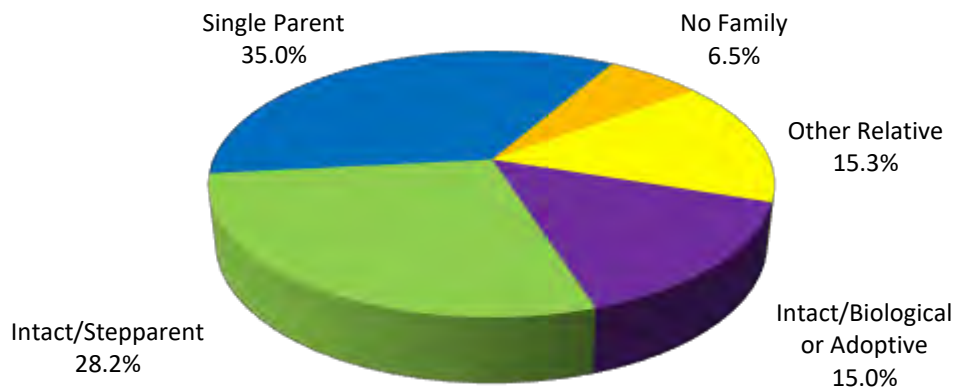


NOTE: Grade level data was unavailable for 13 youth.

Commitments by Family Composition

The majority of committed youth came from single parent homes or intact homes with a stepparent.

Figure 6. FY 2021 Commitments by Family Composition

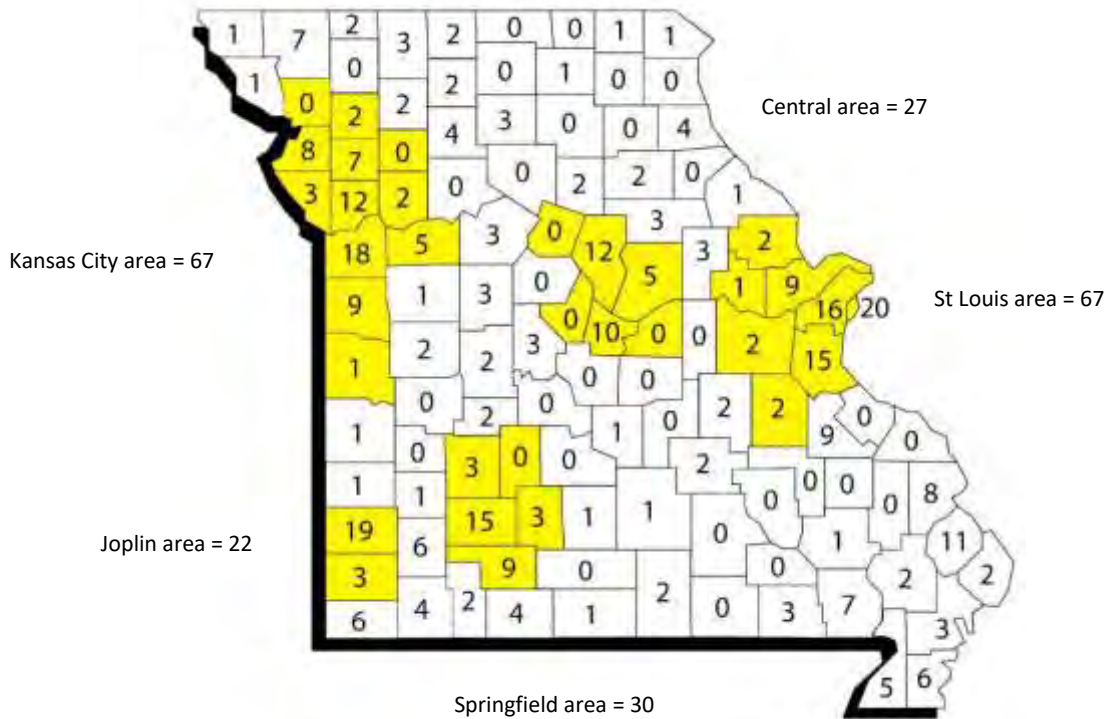


NOTE: Family composition was unavailable for 14 youth

Metropolitan versus Rural Commitments

The majority of youth committed to DYS in FY 2021 resided in metropolitan areas (57%) and were committed from metropolitan areas (58%).

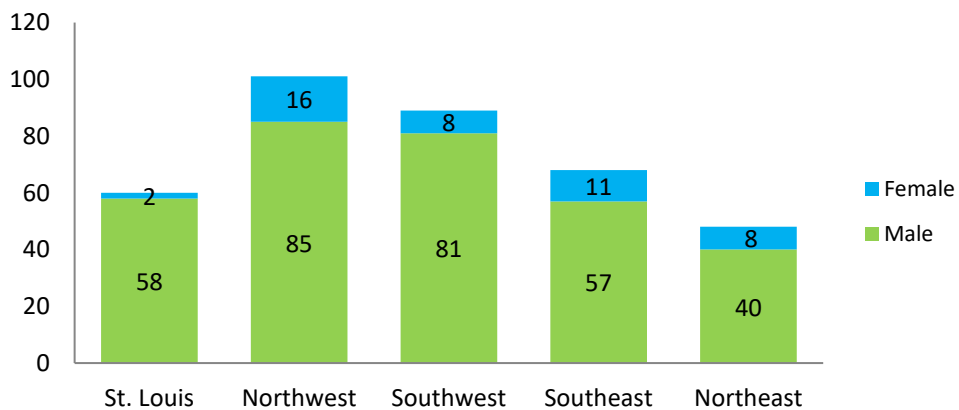
Figure 7. Commitments by County



Commitments by Region

Commitments in the Southwest and Northwest regions accounted for 52% of all commitments during FY 2021.

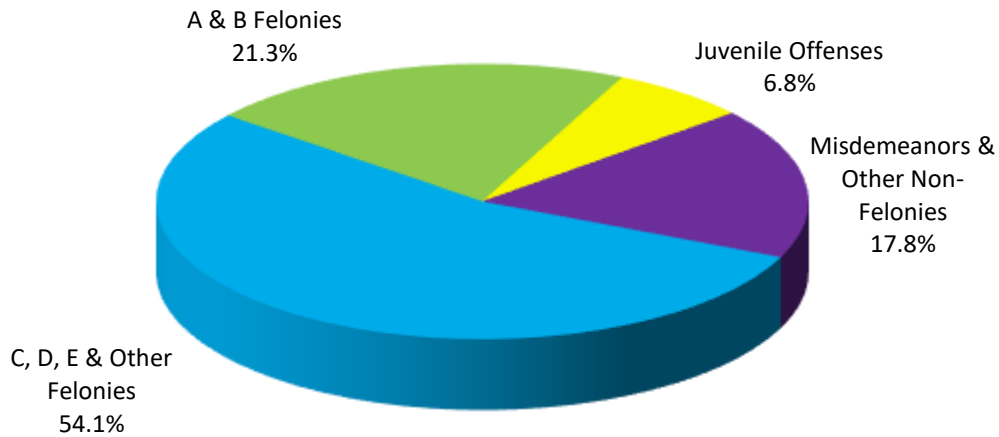
Figure 8. FY 2021 Commitments by Region and Gender



Commitments by Offense Type

In FY 2021, 21% of DYS youth were committed for the most serious crimes, including robbery and assault. More than half of youth were committed for C, D, E and other felonies, such as tampering with a motor vehicle, possession of controlled substances and probation violations. Less serious crimes, including behavior injurious to self or others and court order violations, were committed by 25%.

Figure 9. FY 2021 Commitments by Offense Type



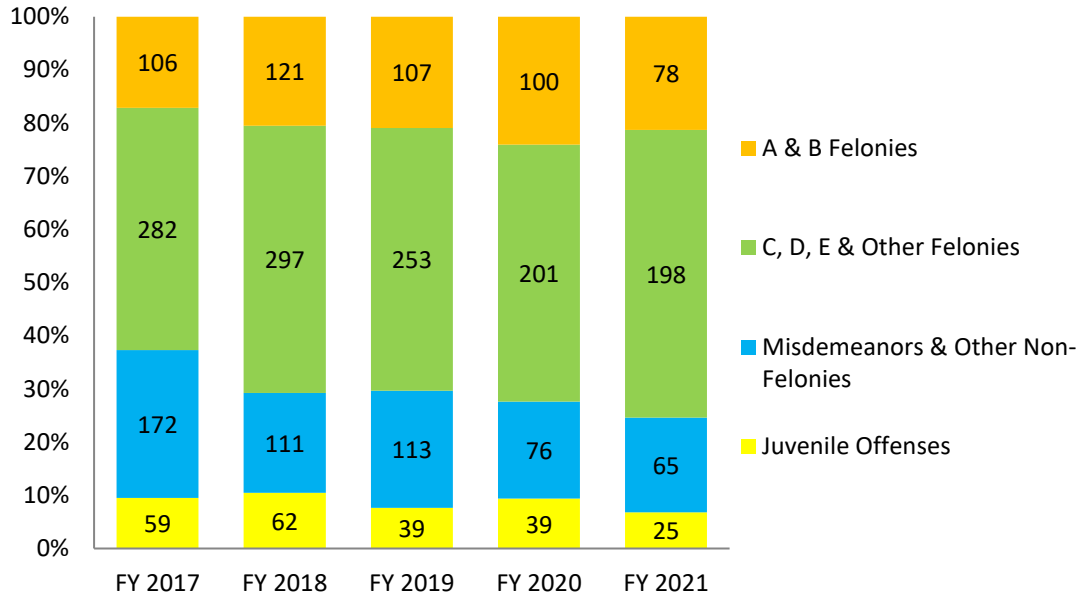
Male youth were more likely to be placed into DYS custody because of A or B felonies while females were more likely to be committed for misdemeanors and juvenile offenses.

Table 2. FY 2021 Commitments by Offense Type and Gender

Offense Type	Male	% of Total	Female	% of Total	Total	% of Total
Total	321	100.0%	45	100.0%	366	100.0%
A & B Felonies	72	22.4%	6	13.3%	78	21.3%
C, D, E & Other Felonies	178	55.5%	20	44.4%	198	54.1%
Misdemeanors/Other Non-Felonies	52	16.2%	13	28.9%	65	17.8%
Juvenile Offenses	19	5.9%	6	13.3%	25	6.8%

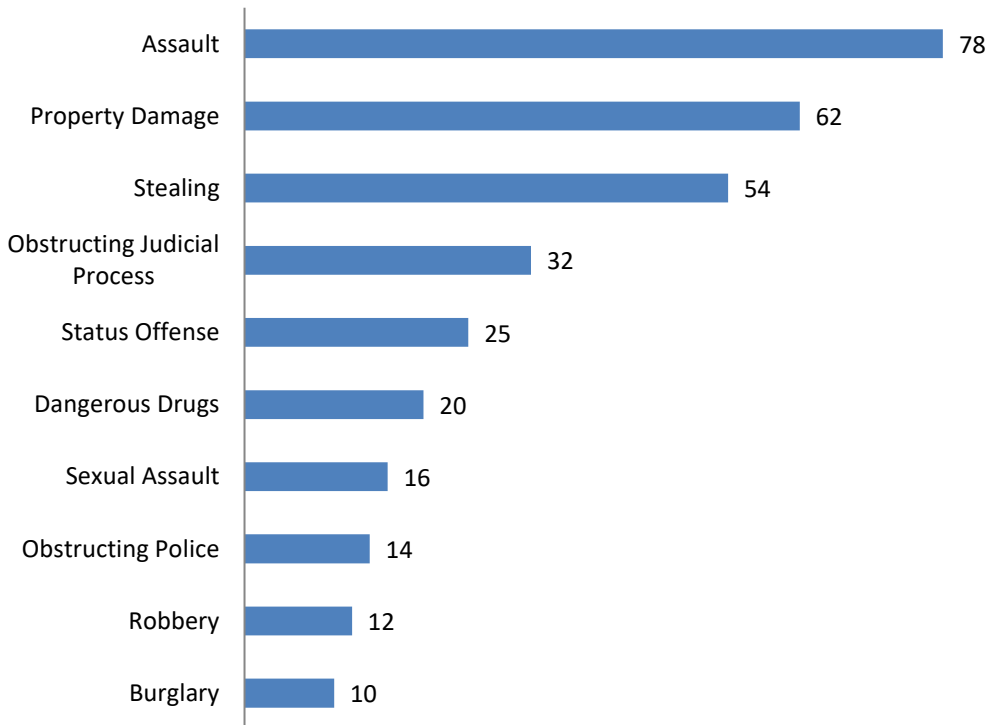
The percentage of youth committed for A or B felonies has increased from FY 2017 and 2018 but has remained steady over the past three years. Felony committing offenses accounted for 63% in FY 2017 and 75% in FY 2021.

Figure 10. Commitments by Offense Type



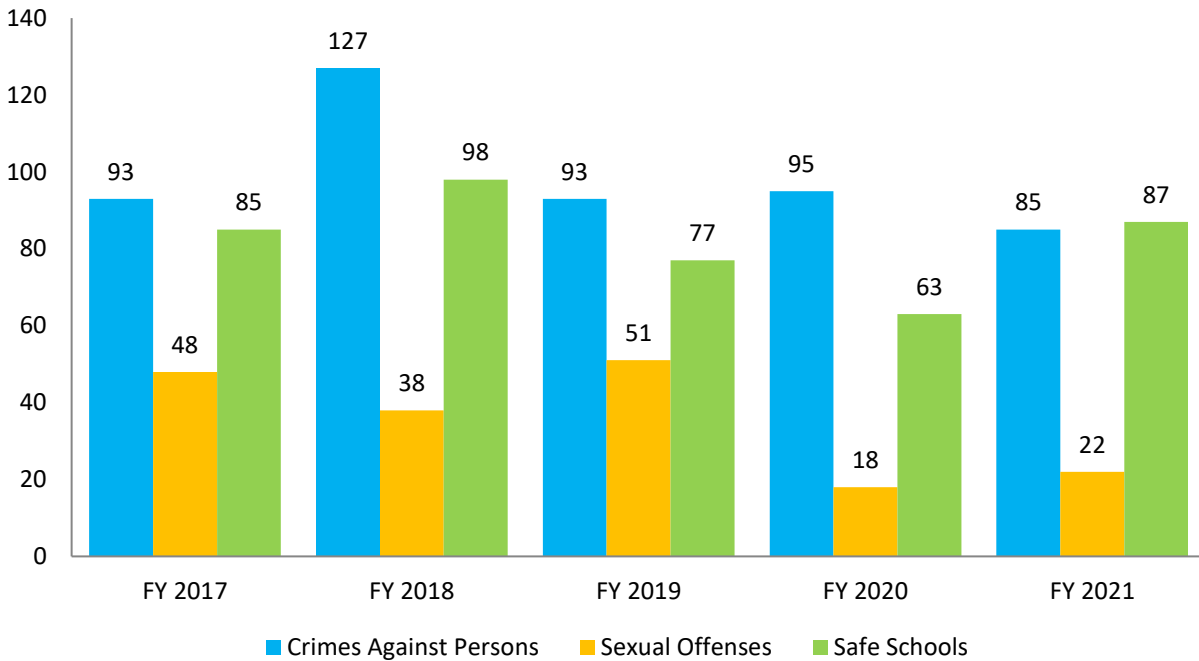
During FY 2021, the most common offenses for which youth were committed included assault, damage property and stealing.

Figure 11. FY 2021 Top 10 Offenses



In Missouri, legislation such as the Juvenile Crime Bill in 1995 and the Safe Schools Act in 1996 targeted a variety of serious and juvenile offenses, including crimes against persons, sexual offenses and safe schools. Please note that the offense categories are not mutually exclusive as some crimes may be statutorily defined and included in more than one of the categories. Complete listings of the specific crimes in each of these categories can be found in Chapters 160, 565, and 566 of the Revised Statutes of Missouri.

Figure 12. Special Offense Categories



Note: The new Missouri Criminal Code took effect August 28, 2015. Safe School offenses were updated for this report, and counts rerun for prior fiscal years. Thus, prior fiscal year counts will not match previously published numbers for Safe Schools.

Youth retained under the jurisdiction and supervision of juvenile offices of the circuit courts, or certified, tried and convicted in an adult court of general jurisdiction are not within the purview of the Division of Youth Services.

CASE MANAGEMENT AND TREATMENT SERVICES

Case Management

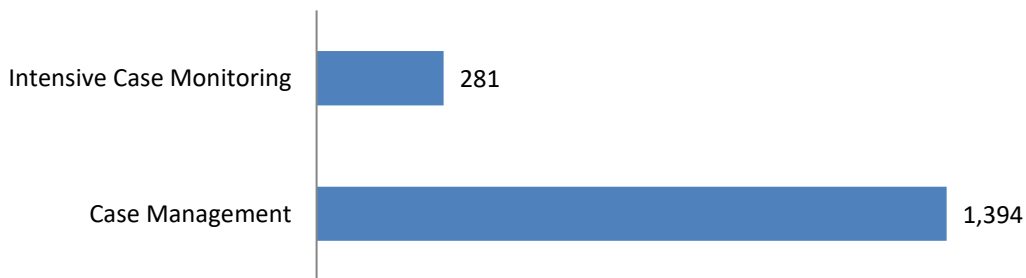
DYS continually modifies and refines its case management system to enhance assessment, treatment planning, and the coordination and monitoring of services for each youth and family. Service Coordinators are the primary link between DHS, the youth and family, and the local juvenile or family court. To increase availability to clients and communities, Service Coordinators are strategically placed in geographical locations in close proximity to the communities they serve. As such, frequent contact, resource development, civic involvement, and community interaction are more readily achieved.

Service Coordinators are responsible for ensuring that youth adhere to court orders, receive appropriate supervision, and meet expectations such as attending work, school, treatment, and participating in community service as appropriate. They perform comprehensive risk and need assessments which lead to the development of individualized treatment plans for each youth committed to DHS.

The Intensive Case Monitoring program is an important component of the overall DHS case management system. Through this program, Social Service Aides, known as “community mentors”, maintain consistent, frequent contact with DHS youth in aftercare or community care. Employed under the direction of the Service Coordinator, community mentors serve in a variety of capacities that enhance supervision, monitoring, and supportive functions. Beyond the clear benefits to the youth as a result of the frequent and consistent contact, attention, guidance and mentoring, the Social Service Aides are a cost-effective means to enhance supervision of the youth while reducing demands on caseloads of the Service Coordinators.

A total of 1,394 youth received DHS case management services during FY 2021. Additionally, 281 youth were served by the Intensive Case Monitoring program.

Figure 13. FY 2021 Youth Served by the Case Management System



Residential Facilities

Within the division there exists a continuum of residential facilities with community based, moderate care, and secure care programs. Regardless of the security level, an overall emphasis is placed on meeting the individualized psychosocial, educational, vocational, and medical needs of the youth in a dignified, structured, supportive, and therapeutic environment. Youth learn to recognize the various factors associated with their unhealthy decisions and to identify and implement appropriate and effective ways of meeting their needs while respecting the rights of others. Common treatment targets include communication and social skills development, problem solving, conflict resolution, substance abuse prevention, establishing healthy relationships, esteem enhancement, and victim empathy enhancement. Educational achievement and vocational skills are emphasized as well.

DYS operated 27 residential facilities with a total of 600 beds, and served 1,081 youth during FY 2021. See Appendix B, page 28, for budgeted bed space allocations and utilization statistics for each residential facility.

Day Treatment

DYS day treatment programs are primarily designed to divert lower-risk youth from residential placement, although these programs also provide an effective transitional service for youth re-entering the community following release from residential care. The day treatment programs allow for youth to receive community-based, structured, alternative educational programming. In addition to academic and vocational instruction, the day treatment programs incorporate psycho-educational groups and other treatment interventions.

Day treatment programs served 216 youth during FY 2021.

Community Care Services

Community Care is a network of interacting programs and services that offer assistance and supervision to both committed and non-committed DYS youth. Direct placement into Community Care provides an alternative to residential care. Community Care services are also offered to committed youth after release from a residential facility. These services work to reduce or eliminate factors that may have contributed to past offenses committed by the youth.

Table 3. Types of Community Care Services

Community Reparation	Family Therapy--DYS	Independent Living	Mentor Services
Contractual Care	Family Therapy--Purchased	Individual Counseling	Proctor Care
Day Treatment Education	Foster Care	Intensive Case Monitoring	Shelter--Emergency
Family Preservation	Group Counseling	Job Placement	Shelter--Temporary

Jobs Program

Efforts to provide youth with vocational skills and career guidance resulted in the development of what is referred to as the DYS Jobs Program, which was included as a promising program or policy initiative in a report by the National Youth Employment Coalition to the Annie E. Casey Foundation in 2000. This program allows Division youth to gain employment skills and receive minimum wage compensation. Many participating youth are able to earn vocational education credit through their experiences. In addition to job skills learned, wages earned from the Jobs Program enable youth to make restitution payments and contributions to the Crime Victims' Compensation Fund.

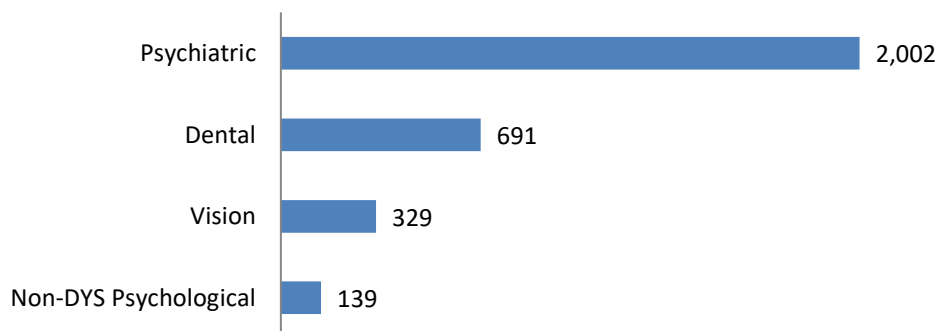
In FY 2021, a total of 183 youth were served by the Jobs Program with 100% of youth categorized as successful. For the purpose of this report, success in the Jobs Program refers to maintaining participation consistent with the employing agencies' philosophies, structure, expectations, and requisite level of occupational skill.

Health Care Services

Part of the needs-based philosophy to which DYS subscribes is the recognition of the medical well-being of youth in its care as a primary concern. Left untended, health care needs severely impair the therapeutic value of the other services offered. In FY 2001, the DYS commitment to meeting the health care needs of the youth was reflected in the formal and complete incorporation of the Healthy Children and Youth (HCY) screen for all youth in DYS residential care. HCY is a comprehensive, primary and preventative health care screening conducted by licensed health care professionals whose focus is to identify not only actual but also potential needs of the youth committed to DYS custody. In addition to a comprehensive health and developmental assessment, the HCY screen provides for anticipatory guidance, appropriate immunizations, laboratory testing, and hearing, vision, and dental screenings.

A total of 788 HCY screenings were conducted on DYS youth in residential programs during FY 2021. In addition, 260 immunizations were provided to committed youth.

Figure 14. FY 2021 Specialty Health Care Appointments



Youth residing in DYS residential programs, contractual programs, foster care and/or proctor care within managed care regions are enrolled in the Department of Social Services' MO HealthNet Managed Care program. All other DYS committed youth are provided medical care under state and federal Medicaid programs. In FY 2021, 313 youth were enrolled in Managed Care and 188 youth were enrolled in fee-for-service Medicaid programs.

DYS provided Managed Care or fee-for-service Medicaid care for:

- 2,043 specialty medical services;
- 42 substance abuse treatment services; and
- 64 psychiatric/psychological treatment services.

Above and beyond the HCY utilization, DYS made significant contributions toward ensuring the provision of comprehensive health care services for the youth committed to its custody. As identified by the Needs Assessment Scale, 30% of youth had serious to moderate health concerns, 66% had serious to moderate patterns or incidents of substance abuse, and 47% had diagnosed psychological/psychiatric disorders.

Table 4. FY 2021 Health/Medical Information for Youth Served by DYS

	Total Youth	% of Total
Health/Medical		
Serious to major physical handicap or medical condition	82	7.8%
Some to moderate health or medical concerns (including pregnancy or regular medication)	237	22.6%
Minor or no known health or medical concern	729	69.6%
Substance Abuse		
Serious to significant pattern of substance abuse, may have had prior treatment and/or diagnosis of chemical dependency	470	44.8%
Moderate to intermittent incidents of substance abuse	224	21.4%
Minimal or no known problems with substance abuse	354	33.8%
Mental Health		
Diagnosed psychological/psychiatric disorder but not receiving treatment	170	16.2%
Behavioral indicators of a psychological/psychiatric disorder, but has not been diagnosed	320	30.6 %
Diagnosed psychological/psychiatric disorder and was receiving appropriate treatment	319	30.5%
No history of psychological/psychiatric disorder, and no indicators that an evaluation is needed	239	22.8%

Interstate Compact on Juveniles

Pursuant to RSMo. Chapter 219.016, the Division of Youth Services administers the Interstate Compact on Juveniles (ICJ). The ICJ provides for the courtesy supervision of youth who are residing in Missouri while on probation or parole from another state. It is also the means by which Missouri youth on probation or in DYS custody (considered parole for ICJ purposes) are placed in other states. In addition to interstate placement, the ICJ returns juvenile runaways, escapees, and absconders to their legal custodian (or agency of jurisdiction) in other states. Through ICJ, DYS also provides Airport Supervision (in the form of supervising runaways, escapees or absconders during layovers while en route to return to their home states) when requested.

Table 5. FY 2021 Interstate Compact Cases

	Probation	Parole
Entering MO, Opened	101	14
Entering MO, Closed	85	11
Exiting MO, Opened	17	25
Exiting MO, Closed	25	24
Travel Permits to MO	92	5
Travel Permits from MO	28	36
	Youth returned to MO	Youth returned to other states
Runaways *	20	13
Escapees	0	0
Absconders **	9	31
Delinquents ***	2	4
Total	31	48
Airport Supervision Requests		0

*Juvenile who has “run away” without consent of his/her legal guardian or agency having legal custody.

** Juvenile probationer or parolee who has “run away” from his/her placement.

*** Juvenile charged as delinquent.

Juvenile Court Diversion

Implemented in the late 1970’s, the Juvenile Court Diversion (JCD) program was designed to encourage the development of prevention services to at-risk youth at the local level in an effort to divert youth from commitment to DYS. The initial diversion program was directed at the more rural areas of the state where limited resources hindered the development of such initiatives. In later years, the Juvenile Court Diversion program was expanded to include more urban/metropolitan areas in these prevention efforts.

Missouri’s diversion programming was retitled “Youth, Family and Community JCD Program” in 2009. In FY 2021, the division continued its goal to fund early and intermediate services needed to prevent young people from committing repeated offenses and experiencing progressive contact with the juvenile justice system. Effective programs reduce the likelihood that youth will be committed to DYS by addressing gaps in services and strengthening court systems and program effectiveness at the local level.

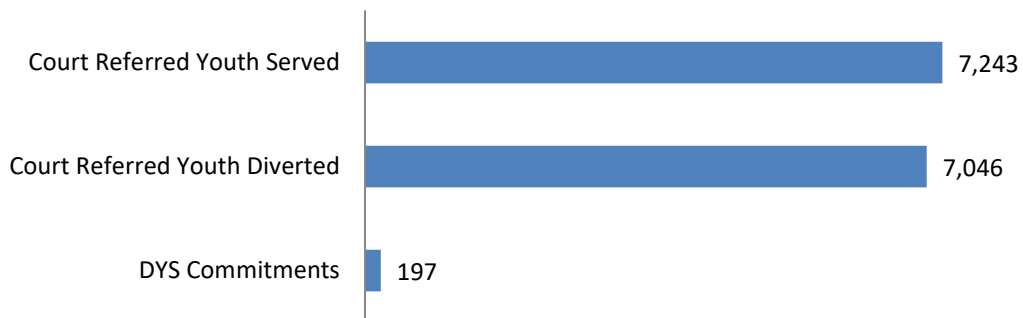
Juvenile Court Diversion is a grant-in-aid program in which an annual announcement encourages juvenile and family courts to submit diversionary project proposals for funding consideration. The Division of Youth Services’ administrative staff ranks the project requests based on identification of trends, patterns and needs of youth in the community as they relate to court involvement, commitment and diversion issues.

The updated JCD program is modeled to reflect a results-based planning process designed to enhance strategic use of data and baseline information. The program promotes and encourages community and regional partnerships through meaningful involvement. The system also creates a level of healthy accountability and improved ways to measure success.

In FY 2021, 40 of the 46 juvenile circuits were awarded funding from the Juvenile Court Diversion program. The prevention and intervention programs funded involved accountability supervision, education services, and individual and family counseling and support services. Diversionary services were provided to 7,243 law violating youth referred to the local and participating juvenile and family courts. With respect to the goal of preventing less serious and status offenders from further penetrating the juvenile justice system, 7,046 law violating youth were successfully provided services within the local community.

The Juvenile Court Diversion program experienced a decline in youth served for FY 2021 due to the impact of COVID-19. The closure of educational programs and the inability to meet with youth in person and in larger group settings limited the opportunities to provide and offer diversion activities and services to as many youth as has been historically been reported.

Figure 15. FY 2021 Juvenile Court Diversion

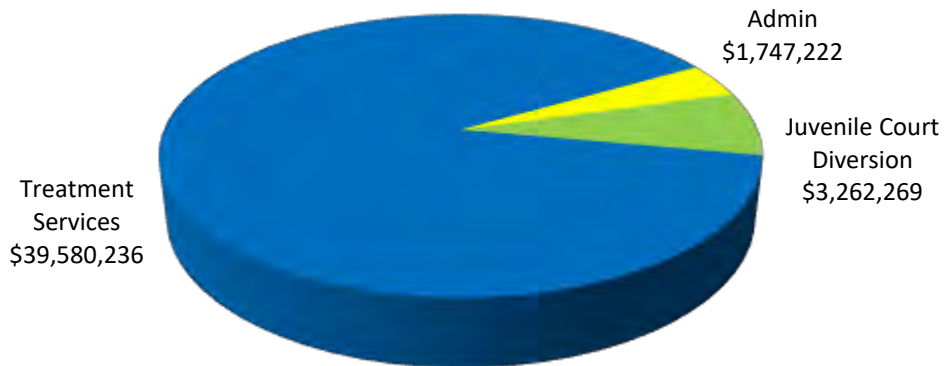


FISCAL INFORMATION

FY 2021 Expenditures

FY 2021 DYS expenditures totaled \$44.6 million. The majority of the overall budget was devoted to treatment services, which includes all aspects of treatment, educational, vocational, and other rehabilitative services. Prevention efforts in the form of Juvenile Court Diversion funding to assist the various juvenile and family courts throughout the state accounted for close to 7%, and almost 4% was utilized for administrative costs in the Central and Regional offices.

Figure 16. FY 2021 Expenditures



Residential Program Costs

Community-based residential facilities are more costly to operate than other type residential facilities. The rates for all residential programs are derived using all costs incurred by the program including, but not limited to, administrative, residential services/supplies, educational services/supplies, food, staff salaries, and fringe benefits. Rate exclusions include operational maintenance and repair expenditures.

Table 6. FY 2021 Residential Program Costs

Program	Per Diem	Annual Cost per Bed
Community Residential	\$437.64	\$159,738.60
Moderate Care	\$348.44	\$127,180.60
Secure Care	\$335.72	\$122,537.80

OUTCOME INDICATORS

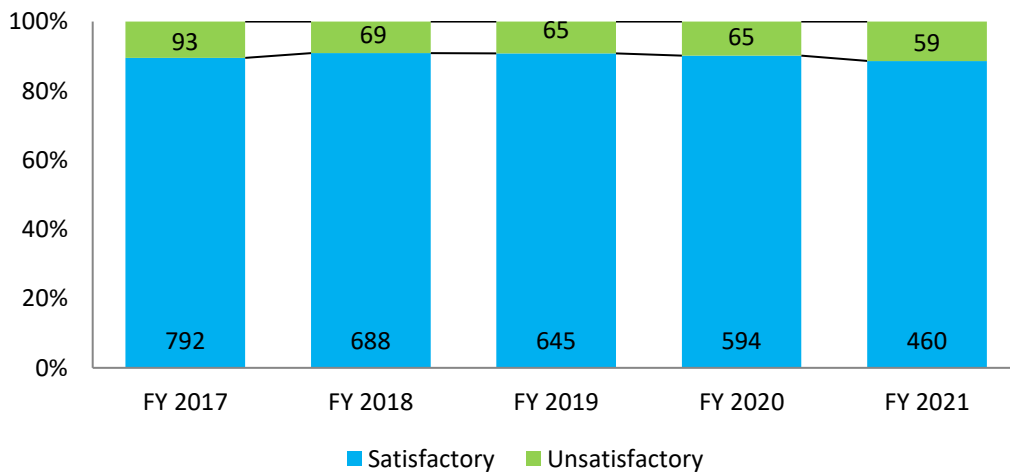
A variety of measures illustrate the positive effects of DYS interventions. Indicators included are satisfactory discharges, law-abiding rates and recidivism, academic achievement and GED attainment.

Discharges from DYS Custody

Satisfactory discharges include youth who either successfully completed the aftercare component following residential placement, successfully completed a residential program and were directly discharged, successfully completed community care or aftercare and required no residential placement, or enlisted in the military or Job Corps. Unsatisfactory discharges are coded for youth who were involved in further law violations and were subsequently adjudicated while on aftercare or under community care, were involved in further law violations which result in a new commitment to DYS, or absconded from residential placement or aftercare supervision and remained absent for a specified period beyond the minimum discharge date.

During FY 2021, a total of 519 youth were discharged from DYS custody and 460 were categorized as satisfactory. Only 11% were considered unsatisfactory.

Figure 17. Discharges from DYS Custody



Recidivism and Law-Abiding Rates

For the purposes of this report, recidivism refers to those youth who either returned to DYS or became involved in the adult correctional system within a specified time period after release from DYS. Conversely, the law-abiding rate refers to the percentage of youth released from DYS custody that do not return to DYS or become imprisoned. Discharges do not include interstate compact youth.

Recidivism was low the first year after being discharged but increased the next two years. Still, over 70% of discharges remained law-abiding after three years and this has remained consistent over the past five years.

Table 7. Recidivism and Law-Abiding Rates

	FY 2020 Discharges One Year Later		FY 2019 Discharges Two Years Later		FY 2018 Discharges Three Years Later	
	#	% of Total	#	% of Total	#	% of Total
Discharged	530	100.0%	584	100.0%	636	100.0%
Recommitted	42	7.9%	46	7.9%	69	10.9%
Prison	4	0.8%	8	1.4%	16	2.5%
120-Day	1	0.2%	12	2.0%	9	1.4%
Probation	14	2.6%	65	11.1%	79	12.4%
Recidivism	61	11.5%	131	22.4%	173	27.2%
Law-Abiding	469	88.5%	453	77.6%	463	72.8%

Figure 18. Recidivism and Law Abiding

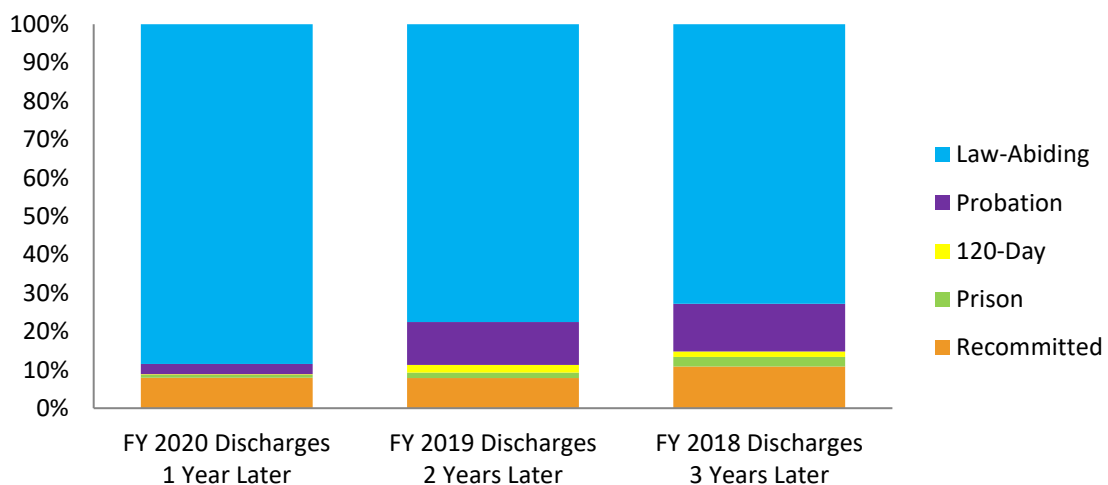
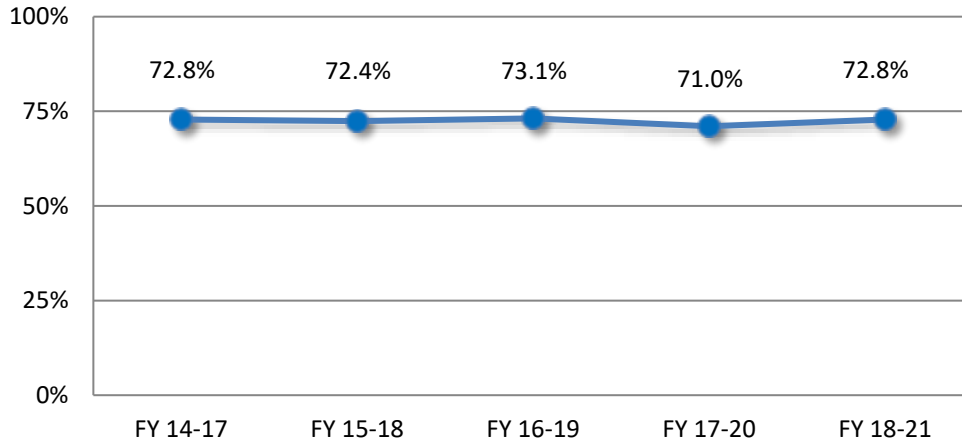


Figure 19. 3-Year Law Abiding Rate



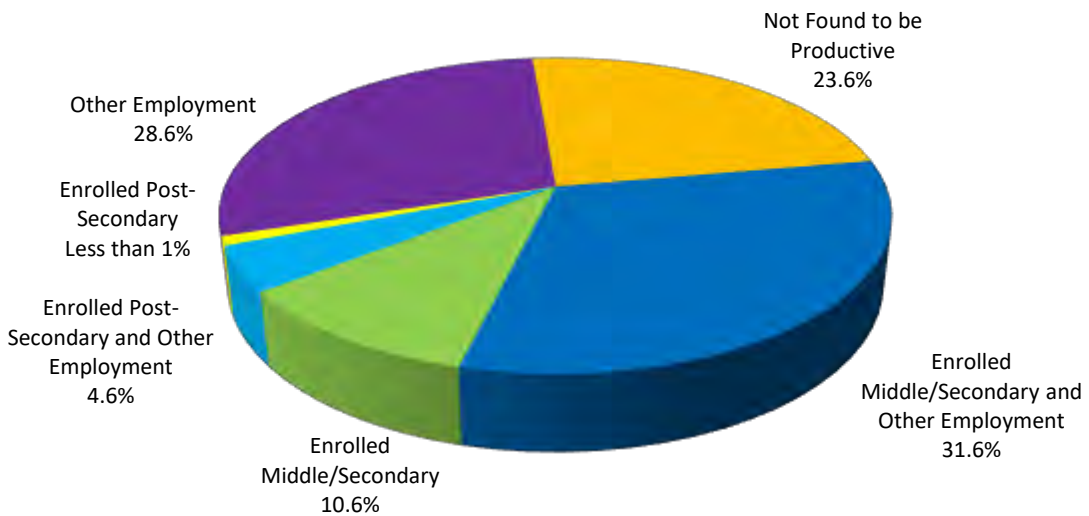
NOTE: Reflects a 3-year window after discharge from DYS.

Productive Involvement

A youth’s “Productive Involvement” in the community is assessed at time of discharge from DYS. Productive involvement assesses the educational involvement and involvement in employment opportunities, which may include apprenticeships or internships as well as full- or part-time employment.

Of all youth discharged during FY 2021, 76% were productively involved at the time of discharge.

Figure 20. FY 2021 Productive Involvement

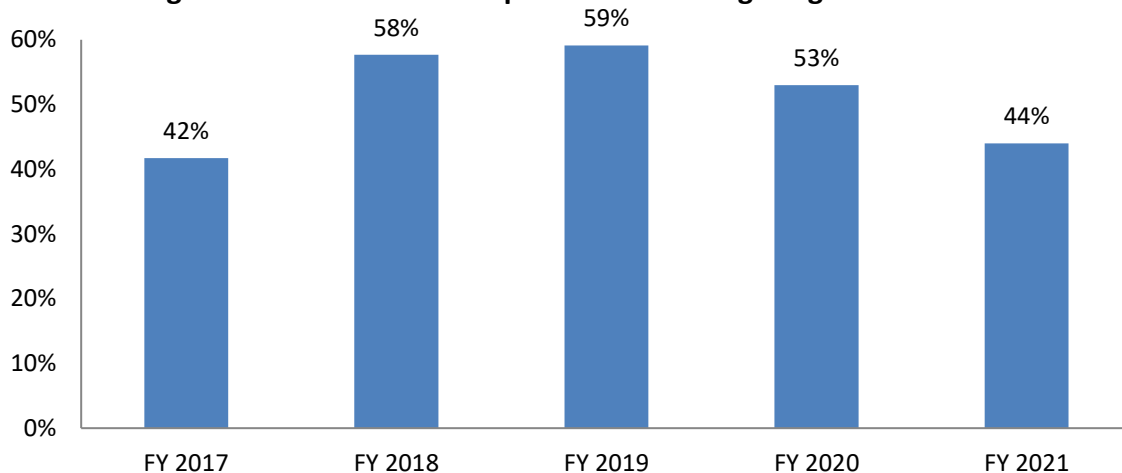


Academic Achievement and High School Equivalency (HSE) Success

Youth committed to DYS who completed both pre- and post-testing of the Woodcock-Johnson Psycho-Educational Battery-III demonstrated significant gains in academic growth during FY 2021. In terms of reading achievement, the majority of youth, 81%, progressed at a rate equal to or greater than the rate of growth exhibited by same-age peers. When examining writing achievement, 77% of DYS youth progressed at a rate equal to or greater than the rate of growth exhibited by same-age peers, as well as 78% in mathematics. Overall, an average of 89% of DYS youth advanced academically.

In FY 2021, 94 DYS students met the requirements necessary to earn their high school diploma. There were also 92 attempts to obtain the HSE. Of those, 76 were successful, an 83% success rate. By the time of discharge in FY 2021, 37% of the youth age 16 and older had graduated from high school or obtained a HSE. Of those discharges ages 17 and older, 44% had either earned a high school diploma or a HSE.

Figure 21. Educational Completion of Discharges Ages 17 or Older



CONCLUSION

Missouri's Division of Youth Services remains committed to providing comprehensive, individualized, and needs-based services to the youth committed to its care. Various outcome indicators continue to demonstrate the success of the agency's balanced approach. The ongoing emphasis on improvement targets is essential to providing community safety and ensuring appropriate and quality programming.

This page is intentionally left blank.

APPENDICES

Appendix A. Fiscal Year 2021 Committing Offenses by Gender

Type	Offense	Female	Male	Total
Total A & B Felonies		6	72	78
Fel-A	Assault 1st Degree – Serious Physical Injury	0	3	3
	Child Molestation - 1st Degree	0	1	1
	Murder – 1st Degree	0	1	1
	Robbery - 1st Degree	0	8	8
	Stealing	4	31	35
	Total A Felonies	4	44	48
Fel-B	Assault - 1st Degree	1	4	5
	Assault - 2nd Degree-Special Victim	0	2	2
	Burglary - 1st Degree	0	5	5
	Child Molestation – 3rd Degree	0	3	3
	Delivery of Controlled Substance	0	2	2
	Identity Theft	0	1	1
	Involuntary Manslaughter - 1st Degree	0	2	2
	Possession of Child Pornography – 2nd Offense	0	2	2
	Robbery - 2nd Degree	0	4	4
	Stealing - Motor Vehicle	1	3	4
	Total B Felonies	2	28	30
Total C, D, E and Unspecified Felonies		20	178	198
Fel	Probation Violation	4	24	28
	Sodomy or Attempted Sodomy - 1st Degree	0	1	1
	Total Unspecified Felonies	4	25	29
Fel-C	Assault - 2nd Degree	0	1	1
	Assault 2nd Degree – Intoxicated Driving With Injury	0	1	1
	Burglary - 2nd Degree	0	2	2
	Delivery of Controlled Substance	0	1	1
	Domestic Assault - 2nd Degree	0	1	1
	Involuntary Manslaughter	0	1	1
	Making A Terrorist Threat	0	1	1
	Possession of Child Pornography	0	1	1
	Possession of Controlled Substance	0	9	9
	Possession of Firearm	0	1	1
	Rape - 2nd Degree	0	1	1

Appendix A. Fiscal Year 2021 Committing Offenses by Gender

Type	Offense	Female	Male	Total
C, D, E and Unspecified Felonies (continued)				
Fel-C	Sexual Abuse - 1st Degree	0	1	1
	Stealing - Motor Vehicle	0	1	1
	Tampering with Motor Vehicle – 1st Degree	1	6	7
	Tampering with Property of Another - 2nd Degree	0	1	1
	Theft of Controlled Substance as Defined by Sec. 195.010	0	1	1
	Theft/Stealing of Any Firearm	0	2	2
	Total C Felonies	1	32	33
Fel-D	Assault – 2nd Degree	3	8	11
	Assault - 3rd Degree – Third or Subsequent Offense	0	1	1
	Burglary - 2nd Degree	0	3	3
	Domestic Assault - 2nd Degree	1	3	4
	Possession of Child Pornography - 1st Offense	0	1	1
	Possession of Controlled Substance	0	3	3
	Property Damage - 1st degree	0	2	2
	Resisting Arrest	1	9	10
	Sexual Abuse - 2nd Degree – Prior Conviction	0	1	1
	Sexual Misconduct involving a Child Under 15	0	1	1
	Sodomy - 2nd Degree	0	1	1
	Stealing - \$750 or More	1	6	7
	Stealing - Firearm	0	3	3
	Stealing – Motor Vehicle	1	0	1
	Stealing - Physically take	0	4	4
	Tampering with Electronic Monitor Equipment	0	1	1
	Tampering with Motor Vehicle – 1st Degree	4	23	27
	Tampering with Motor Vehicle – 2nd Degree – Prior Conviction	0	1	1
	Tampering with Service of Utility or Institution - 1st Degree	1	0	1
	Unlawful Possession of Firearm	0	1	1
	Unlawful Use of Weapon – Subsection 11	0	1	1
	Unlawful Use of Weapon – Subsection 1	0	1	1
	Unlawful Use of Weapon – Subsection 4	0	1	1
	Total D Felonies	12	75	87

Appendix A. Fiscal Year 2021 Committing Offenses by Gender

Type	Offense	Female	Male	Total
C, D, E and Unspecified Felonies (continued)				
Fel-E	Assault - 3rd Degree	0	15	15
	Child Molestation – 4th Degree	0	1	1
	Delivery of 35 grams or less Marijuana	0	2	2
	Domestic Assault - 3rd Degree	1	6	7
	Domestic Assault – 4th Degree - 3rd Offense	1	1	2
	Fraudulent Use of Credit/Debit Device	0	1	1
	Harassment – 1st Degree	0	2	2
	Incest	0	1	1
	Property Damage - 1st degree	0	9	9
	Resisting Arrest	0	1	1
	Sexual Abuse – 2nd Degree	0	3	3
	Terrorist Threat - 2nd Degree	0	1	1
	Unlawful Possession of Drug Paraph-Amphet/Meth	0	1	1
	Unlawful Use of Weapon – Subsection 11	0	1	1
	Unlawful Use of Weapon – Subsection 2	1	0	1
	Unlawful Use of Weapon – Subsection 3	0	1	1
	Total E Felonies	3	46	49
Total Misdemeanors and Other Non-Felonies		13	52	65
Mis-A	Animal Abuse-1st Degree	0	1	1
	Assault - 4th Degree – Pursuant to Subdivision (1),(2),(4),(5)	5	8	13
	Assault - 4th Degree – Pursuant to Subdivision (3),(6)	0	1	1
	Assault - 4th Degree – Special Victims	0	3	3
	Domestic Assault – 3rd Degree	1	0	1
	Domestic Assault – 4th Degree	3	4	7
	Failure to Appear	0	1	1
	Harassment – 2nd Degree	0	1	1
	Peace Disturbance – Second or Subsequent Offenses	0	1	1
	Probation/Parole Violation	0	1	1
	Resisting Arrest	0	2	2
	Sexual Abuse - 2nd Degree	0	6	6
	Sexual Misconduct – 1st Degree	0	2	2

Appendix A. Fiscal Year 2021 Committing Offenses by Gender

Type	Offense	Female	Male	Total
Misdemeanors and Other Non-Felonies (continued)				
Mis-A	Stealing	1	1	2
	Tampering With Motor Vehicle - 2nd Degree	1	5	6
	Terrorist Threat - 3rd Degree	0	1	1
	Unlawful Transfer of Weapon	0	1	1
	Unlawful Use of Drug Paraphernalia	0	1	1
	Total A Misdemeanors	11	40	51
Mis-B	Making False Report	0	1	1
	Peace Disturbance – 1st Offense	1	0	1
	Property Damage - 2nd Degree	1	7	8
	Unlawful Use of Weapon – Subsection 1	0	1	1
	Total B Misdemeanors	2	9	11
Mis-C		0	0	0
	Total C Misdemeanors	0	0	0
Mis-D	Purchase or Possession of Liquor by Minor - 1st Offense	0	1	1
	Total D Misdemeanors	0	1	1
Ordinance	Possession of Drug Paraphernalia	0	1	1
	Probation Violation	0	1	1
	Total Ordinance Offenses	0	2	2
Total Juvenile Offenses		6	19	25
Juvenile	Behavior Injurious to Self/Others	3	6	9
	Beyond Parental Control	1	4	5
	Habitually Absent from Home	0	1	1
	Juvenile Informal Supervision/Technical Violation	0	1	1
	Truancy	1	1	2
	Violation of Valid Court Order	1	6	7
	Total Juvenile Offenses	6	19	25

Appendix B. FY 2021 Facility Utilization

Facility	Number of Beds	Total Exits from Facility	Youth in Facility on 06/30/2021	Total Youth Served in FY 2021 Per Facility
Babler Lodge	20	8	0	8
Bissell Hall	20	24	12	36
Camp Avery	20	23	10	33
Community Learning Center	10	21	9	30
Cornerstone	10	12	0	12
Datema House	10	15	10	25
Fort Bellefontaine	20	25	12	37
Fulton Treatment Center	30	37	23	60
Gentry Facility (Cabool)	20	29	17	46
Girardot Center for Youth and Families	20	18	15	33
Hillsboro	20	26	1	27
Hogan Street	30	27	32	59
Langsford House	10	6	6	12
Lewis and Clark	10	12	11	23
Montgomery City Youth Center	20	8	0	8
Mount Vernon	30	32	27	59
New Madrid Bend	20	7	0	7
NW Regional Youth Center	30	58	24	82
Rich Hill Facility	20	8	0	8
Riverbend Treatment Facility	30	23	24	47
Rosa Parks Center	10	7	0	7
Sears Youth Center	50	77	47	124
Sierra Osage	20	50	13	63
Twin Rivers	20	7	7	14
Watkins Mill	50	50	38	88
Waverly	40	73	32	105
Wilson Creek	10	19	9	28

Appendix C. FY 2021 Commitments by Circuit and County

Circuit	County	Female	Male	Total
1	Clark	0	1	1
	Scotland	0	1	1
	Circuit 1 Total	0	2	2
2	Adair	0	1	1
	Circuit 2 Total	0	1	1
3	Grundy	0	2	2
	Harrison	1	2	3
	Mercer	0	2	2
	Circuit 3 Total	1	6	7
4	Atchison	1	0	1
	Holt	0	1	1
	Nodaway	2	5	7
	Worth	0	2	2
	Circuit 4 Total	3	8	11
5	Buchanan	4	4	8
	Circuit 5 Total	4	4	8
6	Platte	0	3	3
	Circuit 6 Total	0	3	3
7	Clay	1	11	12
	Circuit 7 Total	1	11	12
8	Ray	0	2	2
	Circuit 8 Total	0	2	2
9	Linn	0	3	3
	Circuit 9 Total	0	3	3
10	Marion	1	3	4
	Monroe	0	2	2
	Circuit 10 Total	1	5	6
11	St Charles	0	9	9
	Circuit 11 Total	0	9	9
12	Audrain	1	2	3
	Montgomery	1	2	3
	Warren	0	1	1
	Circuit 12 Total	2	5	7
13	Boone	2	10	12
	Callaway	1	4	5
	Circuit 13 Total	3	14	17

Appendix C. FY 2021 Commitments by Circuit and County

Circuit	County	Female	Male	Total
14	Randolph	0	2	2
	Circuit 14 Total	0	2	2
15	Lafayette	1	4	5
	Saline	1	2	3
	Circuit 15 Total	2	6	8
16	Jackson	1	17	18
	Circuit 16 Total	1	17	18
17	Cass	1	8	9
	Johnson	0	1	1
	Circuit 17 Total	1	9	10
18	Pettis	0	3	3
	Circuit 18 Total	0	3	3
19	Cole	1	9	10
	Circuit 19 Total	1	9	10
20	Franklin	0	2	2
	Circuit 20 Total	0	2	2
21	St Louis County	1	15	16
	Circuit 21 Total	1	15	16
22	St Louis City	0	20	20
	Circuit 22 Total	0	20	20
23	Jefferson	1	14	15
	Circuit 22 Total	1	14	15
24	St Francois	2	7	9
	Washington	0	2	2
	Circuit 24 Total	2	9	11
25	Pulaski	0	1	1
	Texas	0	1	1
	Circuit 25 Total	0	2	2
26	Morgan	0	3	3
	Circuit 26 Total	0	3	3
27	Bates	0	1	1
	Henry	0	2	2
	Circuit 27 Total	0	3	3
28	Barton	0	1	1
	Dade	0	1	1
	Vernon	0	1	1
	Circuit 28 Total	0	3	3

Appendix C. FY 2021 Commitments by Circuit and County

Circuit	County	Female	Male	Total
29	Jasper	2	17	19
	Circuit 29 Total	2	17	19
30	Benton	0	2	2
	Hickory	0	2	2
	Polk	0	3	3
	Webster	0	3	3
	Circuit 30 Total	0	10	10
31	Greene	2	13	15
	Circuit 31 Total	2	13	15
32	Cape Girardeau	1	7	8
	Circuit 32 Total	1	7	8
33	Mississippi	1	1	2
	Scott	2	9	11
	Circuit 33 Total	3	10	13
34	New Madrid	1	2	3
	Pemiscot	1	5	6
	Circuit 34 Total	2	7	9
35	Dunklin	0	5	5
	Stoddard	0	2	2
	Circuit 35 Total	0	7	7
36	Butler	0	7	7
	Ripley	1	2	3
	Circuit 36 Total	1	9	10
37	Howell	2	0	2
	Circuit 37 Total	2	0	2
38	Christian	0	9	9
	Circuit 38 Total	0	9	9
39	Barry	0	4	4
	Lawrence	1	5	6
	Stone	0	2	2
	Circuit 39 Total	1	11	12
40	McDonald	1	5	6
	Newton	0	3	3
	Circuit 40 Total	1	8	9
41	Macon	0	0	0
	Shelby	0	0	0
	Circuit 41 Total	0	0	0

Appendix C. FY 2021 Commitments by Circuit and County

Circuit	County	Female	Male	Total
42	Crawford	0	2	2
	Dent	0	2	2
	Wayne	0	1	1
	Circuit 42 Total	0	5	5
43	Clinton	2	5	7
	Daviess	0	2	2
	De Kalb	0	2	2
	Livingston	1	3	4
	Circuit 43 Total	3	12	15
44	Ozark	0	1	1
	Wright	1	0	1
	Circuit 44 Total	1	1	2
45	Lincoln	1	1	2
	Pike	0	1	1
	Circuit 45 Total	1	2	3
46	Taney	1	3	4
	Circuit 46 Total	1	3	4
	Statewide	45	321	366

Appendix D. Historical Timeline -- Significant Events Shaping the Evolution of the Division of Youth Services

- 1889 – Training School for Boys in Boonville and the Training School for Girls in Chillicothe established.
- 1926 – Training School for Negro Girls at Tipton was opened.
- 1946 – The State Board of Training Schools was established in accordance with provisions of the 1945 Constitution. This represented a change from penal institutions to educational training schools for youth.
- 1948 – Legislation established indeterminate sentencing, age ranges (12 years through 26 years for boys and 12 years through 20 years for girls) and aftercare.
- 1948 – Governor Donnelly’s “midnight raid” on Training School for Boys. After two youth were killed by violent offenders, the Governor and a convoy of armed officers removed 71 boys and transferred them to the state penitentiary. The Governor dismissed the entire board.
- 1948 – Wendall E. Sears, Director (1948-1971)
- 1954 – Desegregation of Reception
- 1956 – Training School for Negro Girls closed and consolidated with the Training School for Girls in Chillicothe.
- 1957 – Juvenile Code (or Unified Juvenile Court Act) passed—made the court a “treatment center rather than a punishment center.” Bestowed exclusive juvenile court jurisdiction over delinquency, abuse and neglect, status offenses and adoption. Established blueprint for further development of custody and placement alternatives.
- 1962 – Camp Avery Park Camp was opened where boys could be placed in a less institutional environment.
- 1964 – Watkins Mill Park Camp was opened to further the movement toward “non-institutional” services for delinquent youth.
- 1970’s – Systematic agency planning for de-emphasis of large rural institutions and establishment of smaller treatment facilities. Aftercare services expanded.
- 1970 – W. E. Sears Youth Center opened as an expansion of smaller non-institutional environments for youth.
- 1971 – Frederick O. McDaniel, Director (1971-1975)
- 1971 – DYS Advisory Board reappointed.
- 1972 – First Group Homes established, first DYS venture into the community.

Appendix D. Historical Timeline -- Significant Events Shaping the Evolution of the Division of Youth Services

- 1974 – The Omnibus Reorganization Act created the Division of Youth Services within the Department of Social Services. Age ranges were changed to 12 through 17 for both boys and girls.
- 1974 – Group treatment approach adopted as the primary treatment modality.
- 1975 – Scope of responsibility was broadened to include prevention services, comprehensive training programs, consultation, and information services to non-DYS agencies, technical assistance to local communities, and a statewide data information system. DYS Advisory Board expanded to 15 members.
- 1975 – Max Brand, Director (1975-1978)
- 1975 – Initial stages of re-organization with the Five Year Plan. The plan called for the closing of the training schools, expansion of community-based services, delinquency prevention programs, staff development and training, improved quality of programs, better education for youth, and effective research and evaluation.
- 1975 – The Department of Elementary Education authorized to set educational standards for the Division of Youth Services as it has in its administration of the public school system. DYS schools become accredited.
- 1976 – Short-term programs provide alternatives to long-term institutional care developed at Camp Pa-He-Tsi (later Green Gables Lodge) at Osage Beach and Group Home 6 in Springfield (Wilson Creek Group Home).
- 1978 – Frederick O. McDaniel, Director (1978-1979)
- 1979 – Keith Schafer, Director (1979-1981)
- 1980's – Continuation of agency's direction toward regionalization and an expansion of the continuum of treatment. Regionalized treatment facilities continue to absorb youth from the Training Schools.
- 1980 – Juvenile Court Diversion program established.
- 1981 – Jim Hair, Director (1981-1984)
- 1981 – Family Therapy initiated as part of the spectrum of care.
- 1981 – Training School for Girls closed.
- 1983 – Training School for Boys closed.
- 1984 – Gary Sherman, Director (1984-1986)

Appendix D. Historical Timeline -- Significant Events Shaping the Evolution of the Division of Youth Services

- 1984 – A developmental leadership framework was adopted as a means for further development of treatment programs and staff.
- 1986 – Al Gage, Director (1986-1988)
- 1986 – Division of Youth Services’ educational programs entitled to state aid, providing greater legitimacy to the educational services provided. Local school districts, constituting the domicile of the youth placed in DYS education programs, pay toward the per pupil cost of educational services based on the average sum produced per child by the local tax effort.
- 1987 – Blue Ribbon Commission recommendations result in greater appropriations for the Division of Youth Services.
- 1988 – Mark D. Steward, Director (1988-2005)
- 1990 – First day treatment program opened as Excel School in Springfield.
- 1991 – Intensive Case Monitoring services began. Enhanced supervision, monitoring and support functions through frequent and consistent aftercare contact.
- 1992 – Community Liaison Councils were expanded beyond a few regions to a statewide effort to link local communities to DYS facilities around the state by engaging citizens in educating the community, advising program leaders, and supporting positive youth development opportunities for DYS youth.
- 1993 – Jobs Program allows youth in residential programs to perform community service for which they will receive payment, allowing youth to be seen as resources within the community. Earnings may be used by the youth to make restitution payments.
- 1994 – National Council on Crime and Delinquency recognizes Missouri’s national leadership for Excellence in Adolescent Care.
- 1995 – Juvenile Crime Bill included provisions for determinate sentencing, granted DYS the ability to petition for increased stay up to age 21, removed the lower age limit for commitment and provided for the development of dual jurisdiction. As a result of the Crime Bill and the Fourth State Building Bond Issue, a number of new facilities for DYS were authorized.
- 1997 – Department of Elementary and Secondary Education authorized DYS to graduate high school students who meet all the graduation requirements of the state of Missouri.
- 1999 – Expansion of residential capacity through new facilities completed.
- 2001 – American Youth Policy Forum identified Missouri as a “guiding light for reform” and found that its emphasis on treatment and least restrictive care is far more successful than incarceration-oriented programs.

Appendix D. Historical Timeline -- Significant Events Shaping the Evolution of the Division of Youth Services

- 2001 – American Youth Policy Forum identified Missouri as a “guiding light for reform” and found that its emphasis on treatment and least restrictive care is far more successful than incarceration-oriented programs.
- 2003 – Study conducted by Dick Mendel, featured in ADVUCASEY magazine, identified Missouri’s cost and recidivism rates as among the best in the country.
- 2003 – Named as a model juvenile justice site by the Annie E. Casey Foundation, Edna McConnell Clark Foundation and the National Council on Crime and Delinquency. Recognition led to DYS hosting numerous juvenile justice authorities, legislators and corrections officials looking to launch reform efforts in other states.
- 2005 – Paul Bolerjack, Director (2005-2007)
- 2007 – Tim Decker, Director (2007-2013)
- 2008 – DYS named winner of the Annie E. Casey Innovations in American Government Award in Children and Family System Reform from Harvard University.
- 2009 – DYS is approved for Medicaid Rehabilitative Behavioral Health Service billing for existing rehabilitative services provided in community and moderate care programs, decreasing agency reliance on state general revenue funding.
- 2009 – DYS launches effort to strengthen non-residential services. Day treatment programs begin transition to family and community support centers. New day treatment and resource center program opened at the MET Center with no new state funding and through a collaborative partnership with St. Louis County.
- 2010 – DYS engages the Family and Community Trust (FACT) and designated Community Partnerships around the state in providing transition and community support services to DYS youth and families.
- 2010 – Medicaid coverage for DYS youth is extended to provide continuity of care from commitment to discharge, strengthening transitions and increasing efficiency.
- 2012 – DYS implements tele psychiatry pilot projects in partnership with the Department of Mental Health, University of Missouri School of Medicine Child and Adolescent Psychiatric Program, and the Missouri Telehealth Network.
- 2013 – Phyllis Becker, Director (2013 – 2019)
- 2019 – Scott Odum, Director (2019 – present)