

Annual Report Fiscal Year 2025



OUR MISSION

*Empower Missourians
to live safe, healthy, &
productive lives*



Division of
Youth Services



Missouri Department of Social Services

P.O. Box 447 • Jefferson City, MO 65102-0447 • Phone: 573-751-3324 • Fax: 573-526-4494
www.dss.mo.gov • TDD/TTY: 800-735-2966 Relay Missouri: 711



Mike Pitzen
Director
Division of Youth Services

Dear Reader:

Missouri's Division of Youth Services (DYS) is pleased to present our Annual Report for Fiscal Year 2025. Included in the report is an overview of agency operations, statistics regarding the young people and families served, and outcomes achieved during the period of July 1, 2024 to June 30, 2025.

Any questions about the report should be directed to the Division of Youth Services within the Department of Social Services.

FISCAL YEAR 2025 EXECUTIVE SUMMARY

- 542 youth were committed to the Division of Youth Services (DYS).
- 436 (80%) of youth committed were male; 106 (20%) were female.
- The average age of all committed youth was 15.7 years.
- The average DYS youth had attained 9.7 years of schooling at the time of commitment.
- 144 (12%) of all committed youth receiving DYS educational services during the year were identified as having an educational disability.
- 272 youth committed (50%) had a history of prior mental health services.
- 299 youth committed (55%) had a history of prior substance abuse involvement.
- 122 youth (23%) were committed for the most serious felonies (A/B).
- 299 youth (55%) were committed for less serious felonies (C/D/E).
- 89 youth (16%) were committed for misdemeanors and other non-felonies.
- 32 youth (6%) were committed for juvenile offenses.
- 230 (43%) of all committed youth were from single-parent homes.
- 303 (56%) youth were committed from metropolitan areas.
- 189 (43%) of DYS youth ages 17 or older had earned a high school diploma or a High School Equivalency (HSE) by the time of discharge.

INTRODUCTION

The Missouri Division of Youth Services (DYS) was created within the Department of Social Services (DSS) through the Omnibus State Reorganization Act of 1974. DYS provides services to youth committed to the division's custody by one of the 46 Missouri juvenile courts and provides day treatment services to youth referred by other agencies and juvenile courts. The Missouri DYS vision is that every young person served will become a productive citizen and lead a fulfilling life.

The Missouri DYS has become a national model for providing a balanced approach to juvenile justice with an emphasis on community safety and rehabilitation. Rather than a traditional correctional model, DYS utilizes a therapeutic youth development approach. It focuses on prevention and early intervention for youth at the front-end of the system and provides a comprehensive and fully integrated treatment approach for those who have progressed in the system and are at a greater risk of reoffending.

The division is committed to protecting the safety of Missouri citizens by providing individualized, comprehensive, needs-based services that ultimately enable youth to successfully reintegrate into their home and community. Small, regionalized, residential and non-residential programs and services are administered in five geographic regions: Northeast, Northwest, St. Louis, Southeast, and Southwest. The array of services and approaches in each region include:

- a continuum of community-based and residential treatment and education services;
- a case management system in which a single case manager follows a youth throughout his/her tenure in the agency;
- collaboration with local juvenile courts regarding early intervention and prevention efforts through the provision of diversionary funds;
- an emphasis on a humane, dignified, supportive, structured, and therapeutic climate;
- development of community-based partnerships;
- incorporation of treatment outcome and quality assurance components to evaluate efficiency and improve service delivery.

This annual report provides summary statistics about the youth committed to DYS as well as information regarding overall agency operations during fiscal year 2025; July 1, 2024 through June 30, 2025.

COMMITMENT AND DEMOGRAPHIC INFORMATION

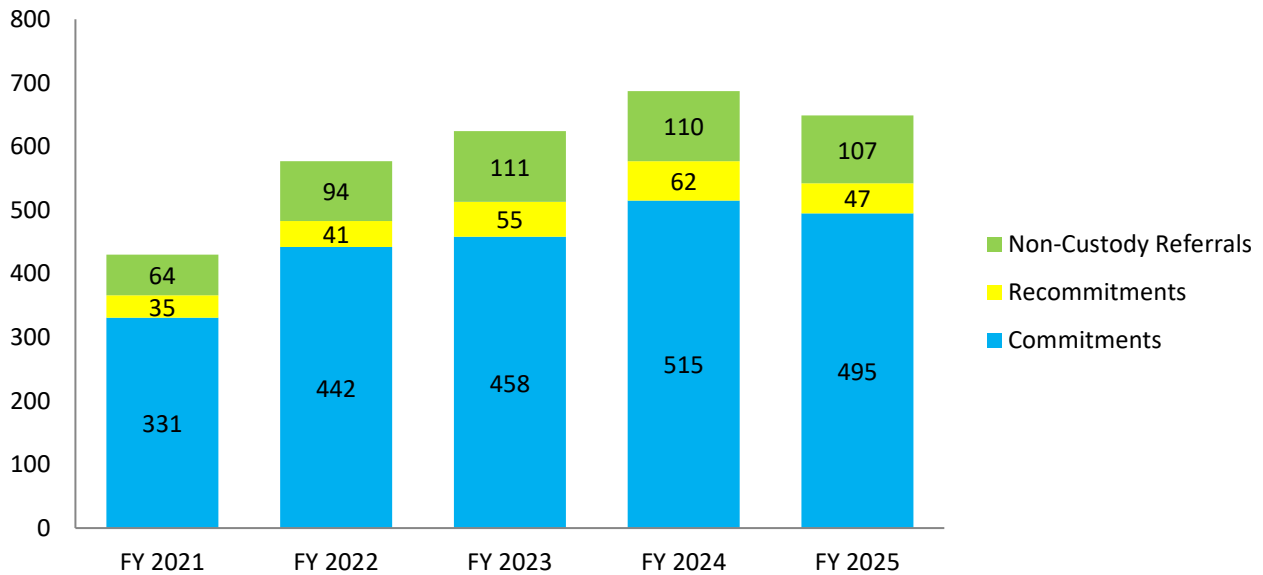
Total Commitments

Commitments to DYS are considered *custody referrals* as the division is given legal and physical custody of a youth within its system. Referrals from agencies such as the juvenile courts and the DSS Children’s Division are considered *non-custody referrals* as the youth are not formally committed to the custody of DYS. Non-custody referrals may receive services in the community care setting but cannot be placed in residential care. In FY 2025, there were 17 referrals from the Children’s Division and 90 from other agencies.

Dual jurisdiction cases are youth who are certified and simultaneously receive an adult and juvenile disposition in a court order of general jurisdiction. During FY 2025, one commitment was dual jurisdiction cases.

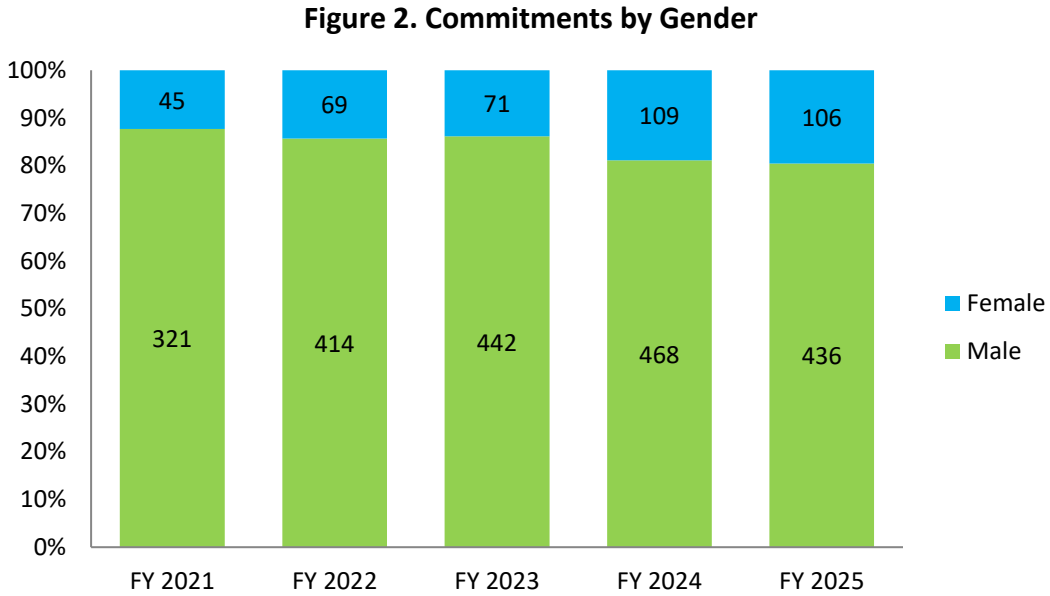
DYS commitments decreased in FY 2025 to 542, 6% lower than in FY 2024, and 23% higher than in FY 2021.

Figure 1. Commitments and Referrals



Commitments by Gender

The ratio of committed males to committed females has remained consistent over the past five years. In FY 2025, 80% of commitments were male and 20% were female.



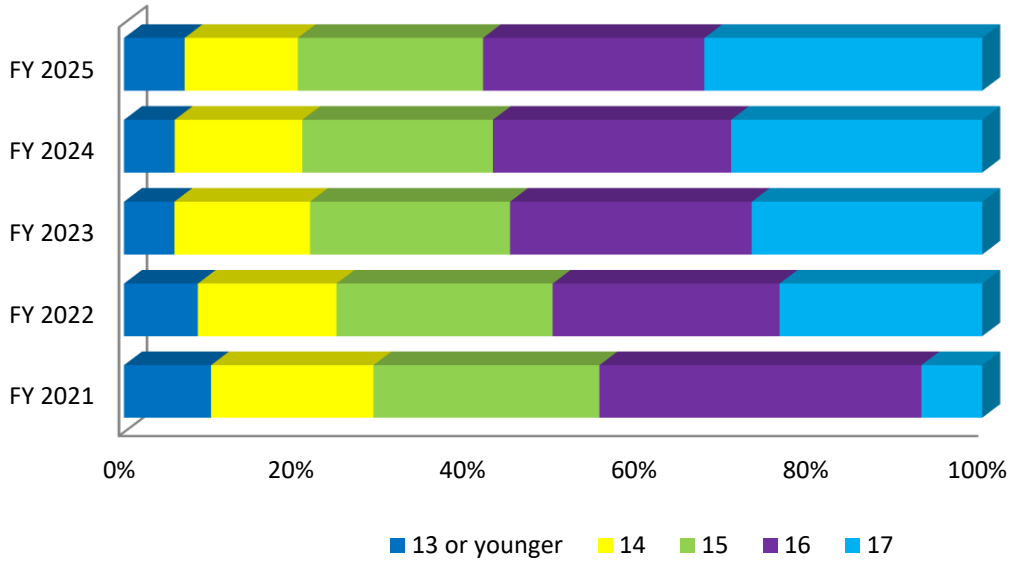
Commitments by Age

Three-fourths of the youth were ages 15- 17 at the time of commitment. The average age was 15.7.

Table 1. FY 2025 Commitments by Age and Gender

Age	Male	Female	Total	% of Total
Total	436	106	542	100.0%
11	1	0	1	0.2%
12	6	1	7	1.3%
13	24	5	29	5.4%
14	58	11	69	12.7%
15	83	30	113	20.8%
16	105	30	135	24.9%
17	145	25	170	31.4%
18	14	4	18	3.3%
11, 12	7	1	8	1.5%
13, 14	82	16	98	18.1%
15, 16	188	60	248	45.8%
17, 18	159	29	188	34.7%

Figure 3. Commitments by Age

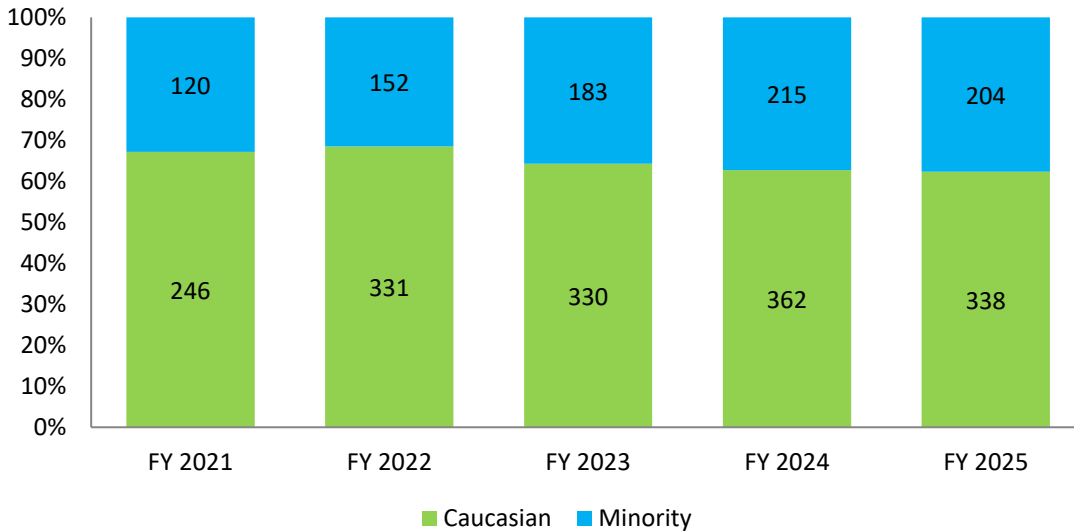


Commitments by Race and Gender

The majority of youth committed during FY 2025, 62%, were Caucasian. African-American youth accounted for 33%, and other races account for 5% of all commitments. Of total male commitments, 39% were of minority races. Of female commitments, minorities accounted for 32%.

Based on U.S. Census 2021 population estimates, 19% of Missouri’s population ages 10-18 were of minority races. Minority commitments were higher at 38% in FY 2025.

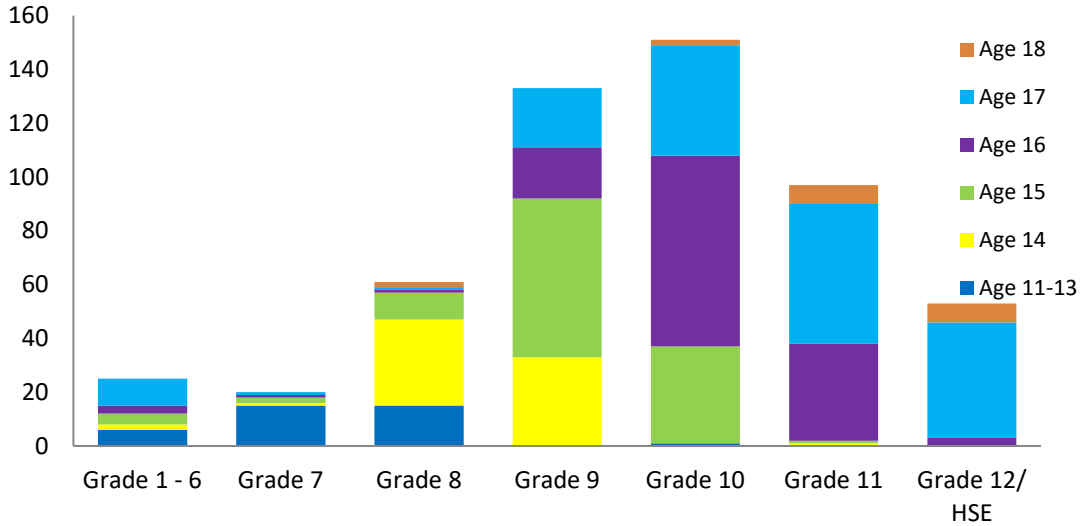
Figure 4. Commitments by Race



Commitments by Education Level

The average youth had attained 9.7 years of school at the time of commitment in FY 2025. Of committed youth, 27% were identified as having an educational disability. Of all youth served by DYS during FY 2025, 12% had an educational disability. This is lower than the 13.75% incidence rate of public-school age children with educational disabilities for the 2023-2024 school year.

Figure 5. FY 2025 Commitments by Age and Grade

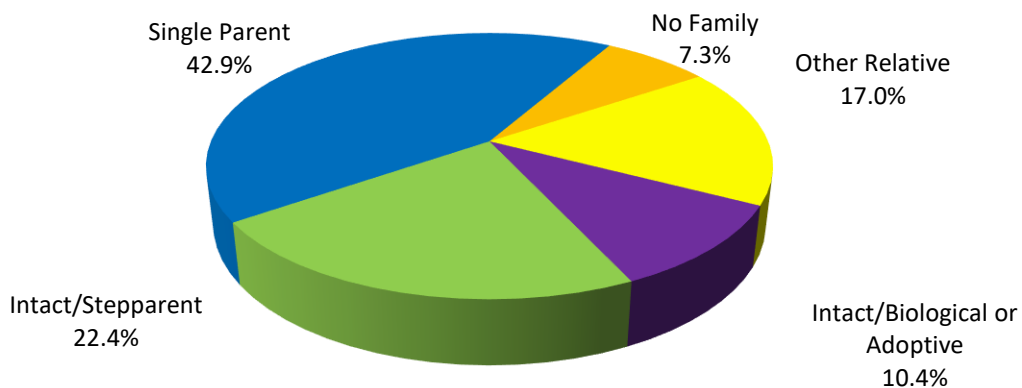


NOTE: Grade level data was unavailable for 2 youth.

Commitments by Family Composition

The majority of committed youth came from single parent homes and intact/stepparent homes.

Figure 6. FY 2025 Commitments by Family Composition

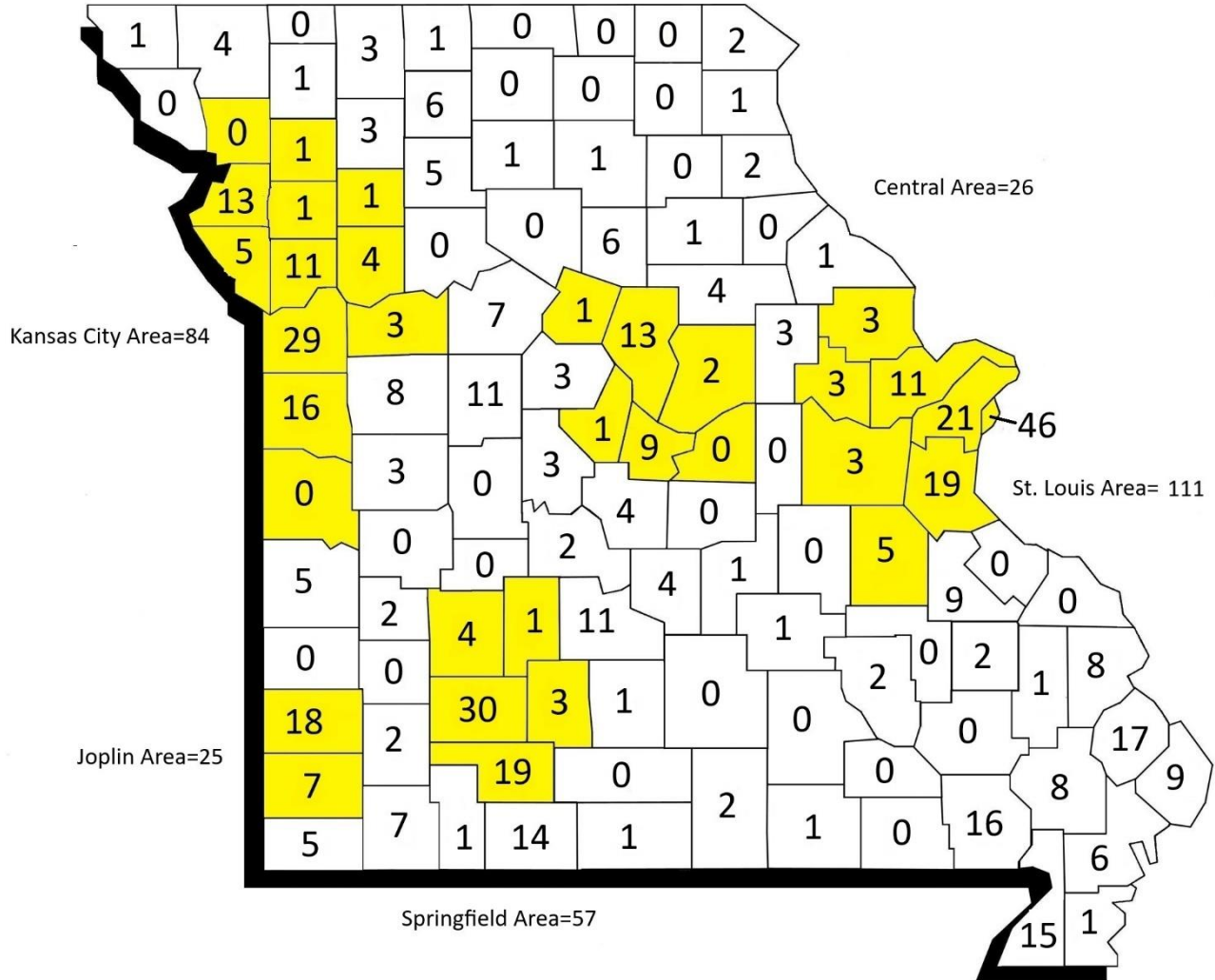


NOTE: Family composition was unavailable for 15 youth

Metropolitan versus Rural Commitments

The majority of youth committed to DYS in FY 2025 resided in metropolitan areas (63%) and were committed from metropolitan areas (56%).

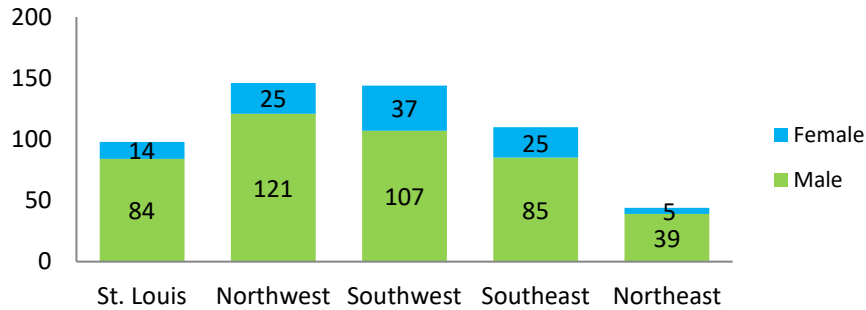
Figure 7. Commitments by County



Commitments by Region

Commitments in the Southeast, Southwest and Northwest regions accounted for 74% of all commitments during FY 2025.

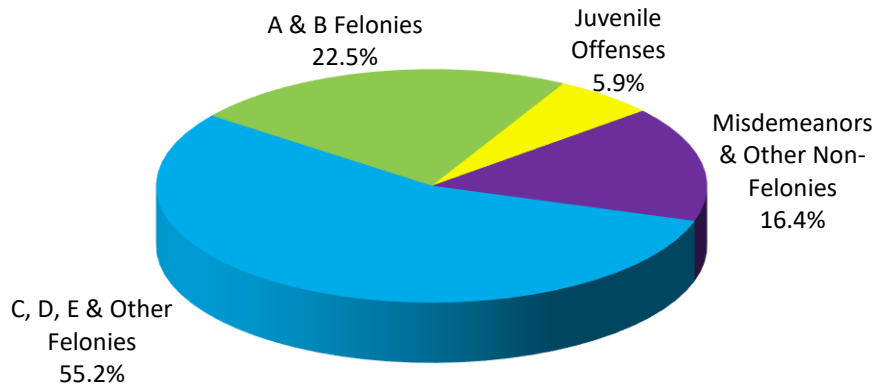
Figure 8. FY 2025 Commitments by Region and Gender



Commitments by Offense Type

In FY 2025, 23% of DYS youth were committed for the most serious crimes, including robbery and assault. More than half of youth were committed for C, D, E and other felonies, such as tampering with a motor vehicle, possession of controlled substances and probation violations. Less serious crimes, including behavior injurious to self or others and court order violations, were committed by 16%.

Figure 9. FY 2025 Commitments by Offense Type



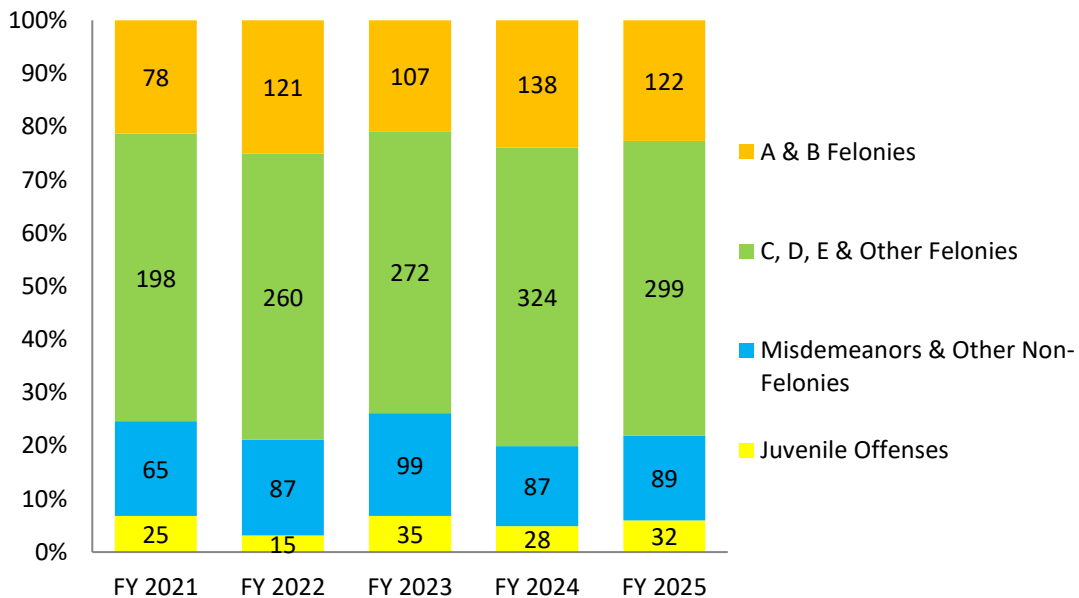
Both male and female youth were most likely to be placed into DYS custody because of C, D, E and other felonies.

Table 2. FY 2025 Commitments by Offense Type and Gender

Offense Type	Male	% of Total	Female	% of Total	Total	% of Total
Total	436	80.4%	106	19.6%	542	100.0%
A & B Felonies	106	24.3%	16	15.1%	122	22.7%
C, D, E & Other Felonies	234	53.7%	65	61.3%	299	55.4%
Misdemeanors/Other Non-Felonies	70	16.1%	19	17.9%	89	16.0%
Juvenile Offenses	26	6.0%	6	5.7%	32	5.9%

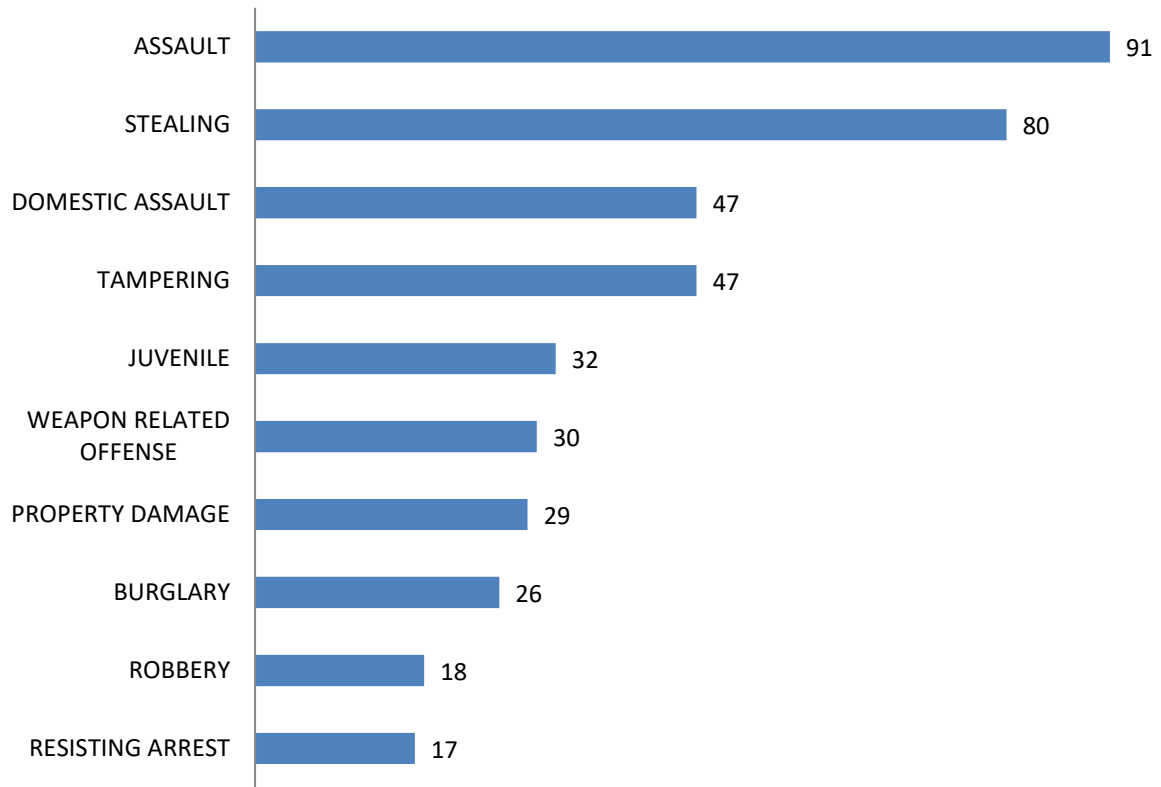
The percentage of youth committed for A or B felonies has decreased in FY2025 compared with FY2024. Felony committing offenses accounted for 80% in FY 2024 and 78% in FY 2025.

Figure 10. Commitments by Offense Type



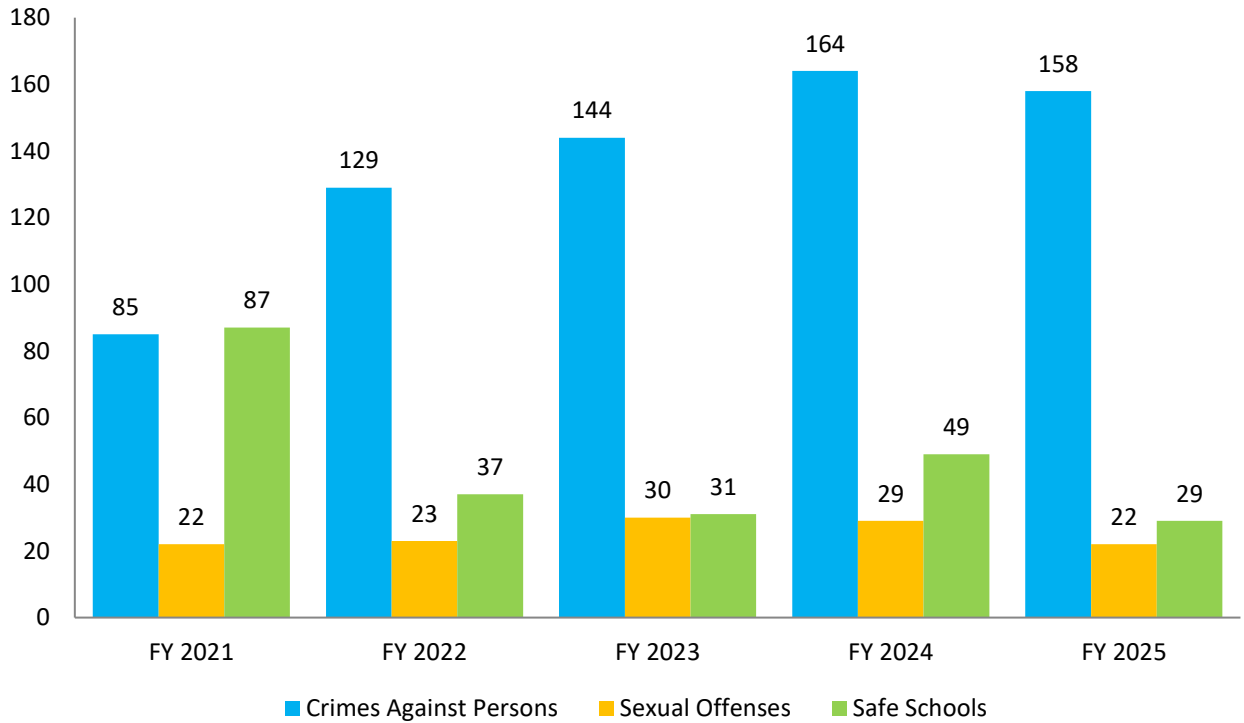
During FY 2025, the most common offenses for which youth were committed included assault, stealing, domestic assault, and tampering.

Figure 11. FY 2025 Top 10 Offenses



In Missouri, legislation such as the Juvenile Crime Bill in 1995 and the Safe Schools Act in 1996 targeted a variety of serious and juvenile offenses, including crimes against persons, sexual offenses and safe schools. Please note that the offense categories are not mutually exclusive as some crimes may be statutorily defined and included in more than one of the categories. Complete listings of the specific crimes in each of these categories can be found in Chapters 160, 565, and 566 of the Revised Statutes of Missouri.

Figure 12. Special Offense Categories



Note: The new Missouri Criminal Code took effect August 28, 2015. Safe School offenses were updated for this report, and counts rerun for prior fiscal years. Thus, prior fiscal year counts will not match previously published numbers for Safe Schools.

Youth retained under the jurisdiction and supervision of juvenile offices of the circuit courts, or certified, tried and convicted in an adult court of general jurisdiction are not within the purview of the Division of Youth Services.

CASE MANAGEMENT AND TREATMENT SERVICES

Case Management

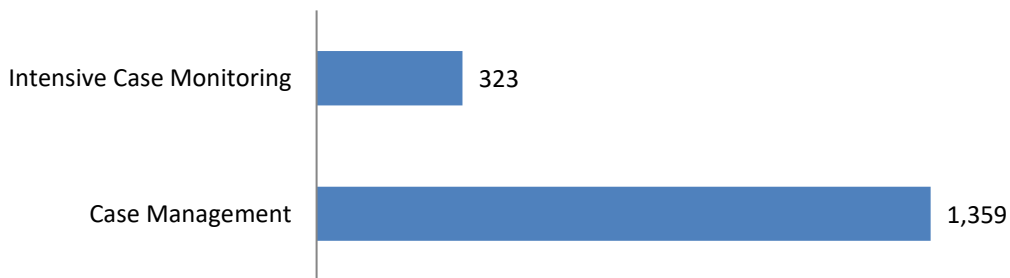
DYS continually modifies and refines its case management system to enhance assessment, treatment planning, and the coordination and monitoring of services for each youth and family. Service Coordinators are the primary link between DHS, the youth and family, and the local juvenile or family court. To increase availability to clients and communities, Service Coordinators are strategically placed in geographical locations in close proximity to the communities they serve. As such, frequent contact, resource development, civic involvement, and community interaction are more readily achieved.

Service Coordinators are responsible for ensuring that youth adhere to court orders, receive appropriate supervision, and meet expectations such as attending work, school, treatment, and participating in community service as appropriate. They perform comprehensive risk and need assessments which lead to the development of individualized treatment plans for each youth committed to DHS.

The Intensive Case Monitoring program is an important component of the overall DHS case management system. Through this program, Social Service Aides, known as “Community Mentors”, maintain consistent, frequent contact with DHS youth in aftercare or community care. Employed under the direction of the Service Coordinator, Community Mentors serve in a variety of capacities that enhance supervision, monitoring, and supportive functions. Beyond the clear benefits to the youth as a result of the frequent and consistent contact, attention, guidance and mentoring, the Community Mentors are a cost-effective means to enhance supervision of the youth while reducing demands on caseloads of the Service Coordinators.

A total of 1,359 youth received DHS case management services during FY 2025. Additionally, 323 youth were served by the Intensive Case Monitoring program.

Figure 13. FY 2025 Youth Served by the Case Management System



Residential Facilities

Within the division there exists a continuum of residential facilities with community based, moderate care, and secure care programs. Regardless of the security level, an overall emphasis is placed on meeting the individualized psychosocial, educational, vocational, and medical needs of the youth in a dignified, structured, supportive, and therapeutic environment. Youth learn to recognize the various factors associated with their unhealthy decisions and to identify and implement appropriate and effective ways of meeting their needs while respecting the rights of others. Common treatment targets include communication and social skills development, problem solving, conflict resolution, substance abuse prevention, establishing healthy relationships, esteem enhancement, and victim empathy enhancement. Educational achievement and vocational skills are emphasized as well.

DYS operated 21 residential facilities with a total of 500 beds and served 1,346 youth during FY 2025. See Appendix B, page 28, for budgeted bed space allocations and utilization statistics for each residential facility.

Day Treatment

DYS day treatment programs are primarily designed to divert lower-risk youth from residential placement, although these programs also provide an effective transitional service for youth re-entering the community following release from residential care. The day treatment programs allow for youth to receive community-based, structured, alternative educational programming. In addition to academic and vocational instruction, the day treatment programs incorporate psycho-educational groups and other treatment interventions.

Day treatment programs served 260 youth during FY 2025.

Community Care Services

Community Care is a network of interacting programs and services that offer assistance and supervision to both committed and non-committed DYS youth. Direct placement into Community Care provides an alternative to residential care. Community Care services are also offered to committed youth after release from a residential facility. These services work to reduce or eliminate factors that may have contributed to past offenses committed by the youth.

Table 3. Types of Community Care Services

Community Reparation	Family Therapy--DYS	Independent Living	Mentor Services
Contractual Care	Family Therapy--Purchased	Individual Counseling	Proctor Care
Day Treatment Education	Foster Care	Intensive Case Monitoring	Shelter--Emergency
Family Preservation	Group Counseling	Job Placement	Shelter--Temporary

Jobs Program

Efforts to provide youth with vocational skills and career guidance resulted in the development of what is referred to as the DYS Jobs Program, which was included as a promising program or policy initiative in a report by the National Youth Employment Coalition to the Annie E. Casey Foundation in 2000. This program allows Division youth to gain employment skills and receive minimum wage compensation. Many participating youths are able to earn vocational education credit through their experiences. In addition to job skills learned, wages earned from the Jobs Program enable youth to make restitution payments and contributions to the Crime Victims' Compensation Fund.

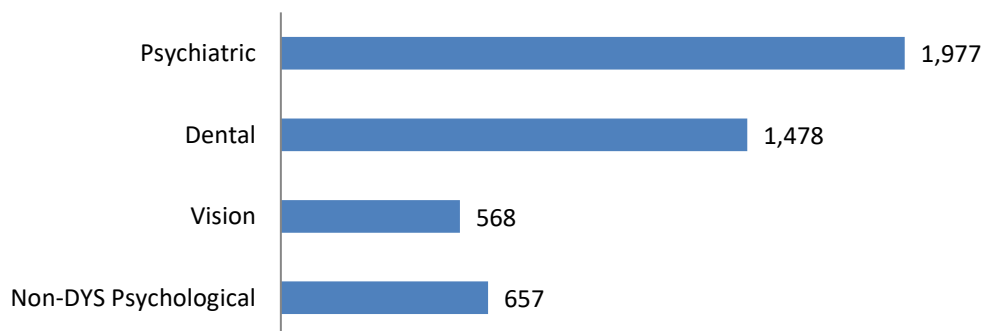
In FY 2025, a total of 159 youths were served by the Jobs Program with 100% of youth categorized as successful. For the purpose of this report, success in the Jobs Program refers to maintaining participation consistent with the employing agencies' philosophies, structure, expectations, and requisite level of occupational skill.

Health Care Services

Part of the needs-based philosophy to which DYS subscribes is the recognition of the medical well-being of youth in its care as a primary concern. Left untended, health care needs severely impair the therapeutic value of the other services offered. In FY 2001, the DYS commitment to meeting the health care needs of the youth was reflected in the formal and complete incorporation of the Healthy Children and Youth (HCY) screen for all youth in DYS residential care. HCY is a comprehensive, primary and preventative health care screening conducted by licensed health care professionals whose focus is to identify not only actual but also potential needs of the youth committed to DYS custody. In addition to a comprehensive health and developmental assessment, the HCY screen provides for anticipatory guidance, appropriate immunizations, laboratory testing, and hearing, vision, and dental screenings.

A total of 1,388 HCY screenings were conducted on DYS youth in residential programs during FY 2025. In addition, 245 immunizations were provided to committed youth.

Figure 14. FY 2025 Specialty Health Care Appointments



Youth residing in DYS residential programs, contractual programs, foster care and/or proctor care within managed care regions are enrolled in the Department of Social Services' MO HealthNet Managed Care program. All other DYS committed youth are provided medical care under state and federal Medicaid programs. In FY 2025, 370 youth were enrolled in Managed Care and 254 youth were enrolled in fee-for-service Medicaid programs.

DYS provided Managed Care or fee-for-service Medicaid care for:

- 1,928 specialty medical services;
- 99 substance abuse treatment services; and
- 265 psychiatric/psychological treatment services.

Above and beyond the HCY utilization, DYS made significant contributions toward ensuring the provision of comprehensive health care services for the youth committed to its custody. As identified by the Needs Assessment Scale, 33% of youth had serious to moderate health concerns, 73% had serious to moderate patterns or incidents of substance abuse, and 49% had diagnosed psychological/psychiatric disorders.

Table 4. FY 2025 Health/Medical Information for Youth Served by DYS

	Total Youth	% of Total
Health/Medical		
Serious to major physical handicap or medical condition	137	10.85%
Some to moderate health or medical concerns (including pregnancy or regular medication)	281	22.25%
Minor or no known health or medical concern	845	66.90%
Substance Abuse		
Serious to significant pattern of substance abuse, may have had prior treatment and/or diagnosis of chemical dependency	582	46.08%
Moderate to intermittent incidents of substance abuse	342	27.08%
Minimal or no known problems with substance abuse	339	26.84%
Mental Health		
Diagnosed psychological/psychiatric disorder but not receiving treatment	288	22.84%
Behavioral indicators of a psychological/psychiatric disorder, but has not been diagnosed	363	28.79%
Diagnosed psychological/psychiatric disorder and was receiving appropriate treatment	324	25.69%
No history of psychological/psychiatric disorder, and no indicators that an evaluation is needed	286	22.68%

Interstate Compact on Juveniles

Pursuant to RSMo. Chapter 219.016, the Division of Youth Services administers the Interstate Compact on Juveniles (ICJ). The ICJ provides for the courtesy supervision of youth who are residing in Missouri while on probation or parole from another state. It is also the means by which Missouri youth on probation or in DYS custody (considered parole for ICJ purposes) are placed in other states. In addition to interstate placement, the ICJ returns juvenile runaways, escapees, and absconders to their legal custodian (or agency of jurisdiction) in other states. Through ICJ, DYS also provides Airport Supervision (in the form of supervising runaways, escapees or absconders during layovers while en route to return to their home states) when requested.

Table 5. FY 2025 Interstate Compact Cases

	Probation	Parole
Entering MO, Opened	147	15
Exiting MO, Opened	33	17
Travel Permits to MO	138	10
Travel Permits from MO	62	57
	Youth returned to MO	Youth returned to other states
Runaways *	15	16
Escapees	0	0
Absconders **	5	27
Delinquents ***	8	21
Total	28	64
Airport Supervision Requests		0

*Juvenile who has “run away” without consent of his/her legal guardian or agency having legal custody.

**Juvenile probationer or parolee who has “run away” from his/her placement.

***Juvenile charged as delinquent.

Juvenile Court Diversion

Implemented in the late 1970’s, the Juvenile Court Diversion (JCD) program was designed to encourage the development of prevention services to at-risk youth at the local level in an effort to divert youth from commitment to DYS. The initial diversion program was directed at the more rural areas of the state where limited resources hindered the development of such initiatives. In later years, the Juvenile Court Diversion program was expanded to include more urban/metropolitan areas in these prevention efforts.

Missouri’s diversion programming was retitled “Youth, Family and Community JCD Program” in 2009. In FY 2025, the division continued its goal to fund early and intermediate services needed to prevent young people from committing repeated offenses and experiencing progressive contact with the juvenile justice system. Effective programs reduce the likelihood that youth will be committed to DYS by addressing gaps in services and strengthening court systems and program effectiveness at the local level.

Juvenile Court Diversion is a grant-in-aid program in which an annual announcement encourages juvenile and family courts to submit diversionary project proposals for funding consideration. The Division of Youth Services’ administrative staff ranks the project requests based on identification of trends, patterns and needs of youth in the community as they relate to court involvement, commitment and diversion issues.

The updated JCD program is modeled to reflect a results-based planning process designed to enhance strategic use of data and baseline information. The program promotes and encourages community and regional partnerships through meaningful involvement. The system also creates a level of healthy accountability and improved ways to measure success.

In FY 2025, 40 of the 46 juvenile circuits were awarded funding from the Juvenile Court Diversion program. The prevention and intervention programs funded involved accountability supervision, education services, and individual and family counseling and support services. Diversionary services were provided to 10,896 law violating youth referred to the local and participating juvenile and family courts. With respect to the goal of preventing less serious and status offenders from further penetrating the juvenile justice system, 10,550 law violating youth were successfully provided services within the local community.

Figure 15. FY 2025 Juvenile Court Diversion

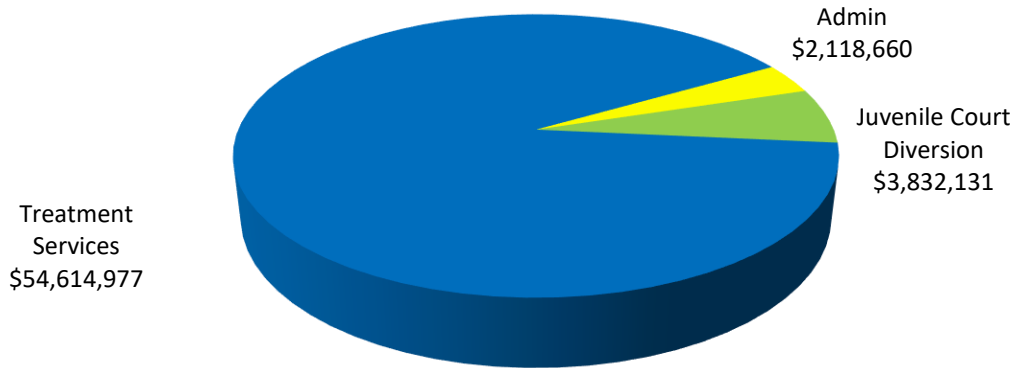


FISCAL INFORMATION

FY 2025 Expenditures

FY 2025 DYS expenditures totaled \$60.5 million. The majority of the overall budget was devoted to treatment services, which includes all aspects of treatment, educational, vocational, and other rehabilitative services. Prevention efforts in the form of Juvenile Court Diversion funding to assist the various juvenile and family courts throughout the state accounted for close to 7%, and 3.5% was utilized for administrative costs in the Central and the Regional offices.

Figure 16. FY 2025 Expenditures



Residential Program Costs

Secure Care residential facilities are more costly to operate than other type residential facilities. The rates for all residential programs are derived using all costs incurred by the program including, but not limited to, administrative, residential services/supplies, educational services/supplies, food, staff salaries, and fringe benefits. Rate exclusions include operational maintenance and repair expenditures.

Table 6. FY 2025 Residential Program Costs

Program	Per Diem	Annual Cost per Bed
Community Residential	\$267.71	\$97,714.15
Moderate Care	\$253.65	\$92,582.25
Secure Care	\$356.25	\$130,031.25

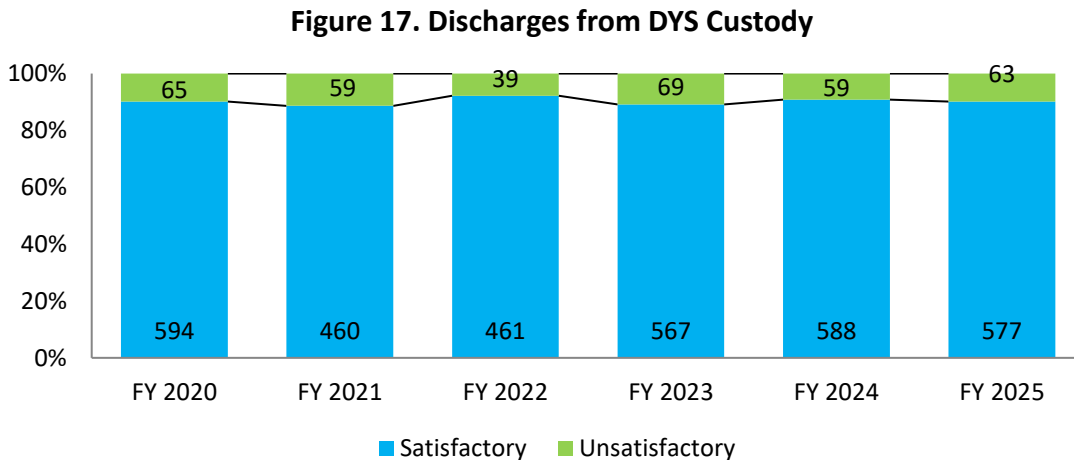
OUTCOME INDICATORS

A variety of measures illustrate the positive effects of DYS interventions. Indicators included are satisfactory discharges, law-abiding rates and recidivism, academic achievement and GED attainment.

Discharges from DYS Custody

Satisfactory discharges include youth who either successfully completed the aftercare component following residential placement, successfully completed a residential program and were directly discharged, successfully completed community care or aftercare and required no residential placement, or enlisted in the military or Job Corps. Unsatisfactory discharges are coded for youth who were involved in further law violations and were subsequently adjudicated while on aftercare or under community care, were involved in further law violations which result in a new commitment to DYS, or absconded from residential placement or aftercare supervision and remained absent for a specified period beyond the minimum discharge date.

During FY 2025, a total of 640 youth were discharged from DYS custody and 577 were categorized as satisfactory. Only 10% were considered unsatisfactory.



Recidivism and Law-Abiding Rates

For the purposes of this report, recidivism refers to those youth who either returned to DYS or became involved in the adult correctional system within a specified time period after release from DYS. Conversely, the law-abiding rate refers to the percentage of youth released from DYS custody that do not return to DYS or become imprisoned. Discharges do not include interstate compact youth.

Recidivism was lowest the first year after being discharged but increased the next two years. Still, nearly 70% of discharges remained law-abiding after three years and this has remained consistent over the past five years.

Table 7. Recidivism and Law-Abiding Rates

	FY 2024 Discharges One Year Later		FY 2023 Discharges Two Years Later		FY 2022 Discharges Three Years Later	
	#	% of Total	#	% of Total	#	% of Total
Discharged	487	100.0%	512	100.0%	389	100.0%
Recommitted	84	17.2%	82	16.0%	58	14.9%
Prison	16	3.3%	24	4.7%	24	6.2%
120-Day	5	1.0%	6	1.2%	2	0.5%
Probation	22	4.5%	50	9.8%	35	9.0%
Recidivism	127	26.1%	162	31.6%	119	30.6%
Law-Abiding	360	73.9%	350	68.4%	270	69.4%

Figure 18. Recidivism and Law Abiding

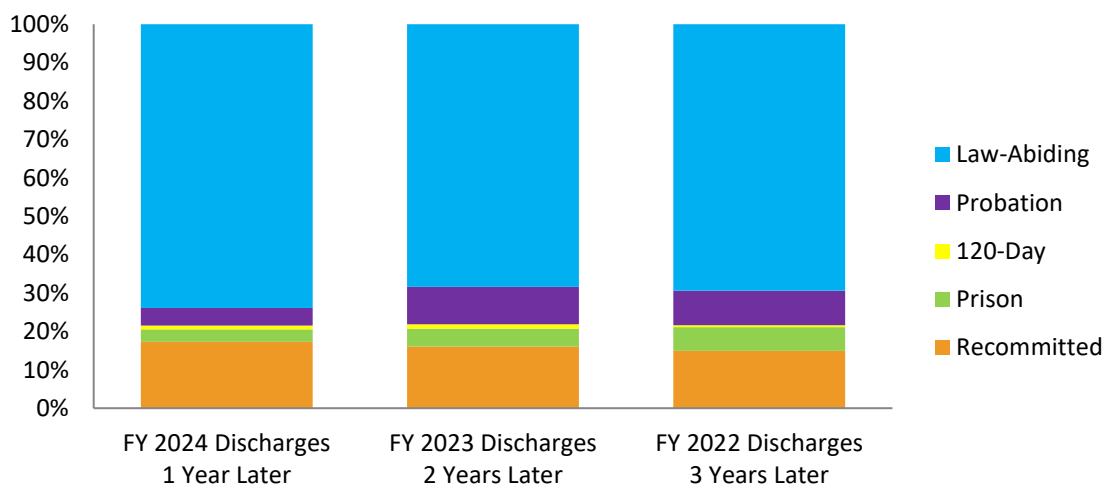
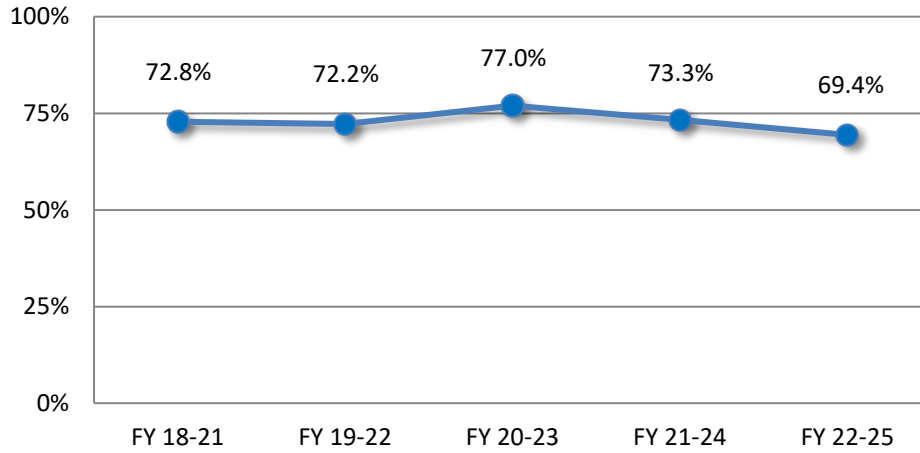


Figure 19. 3-Year Law Abiding Rate



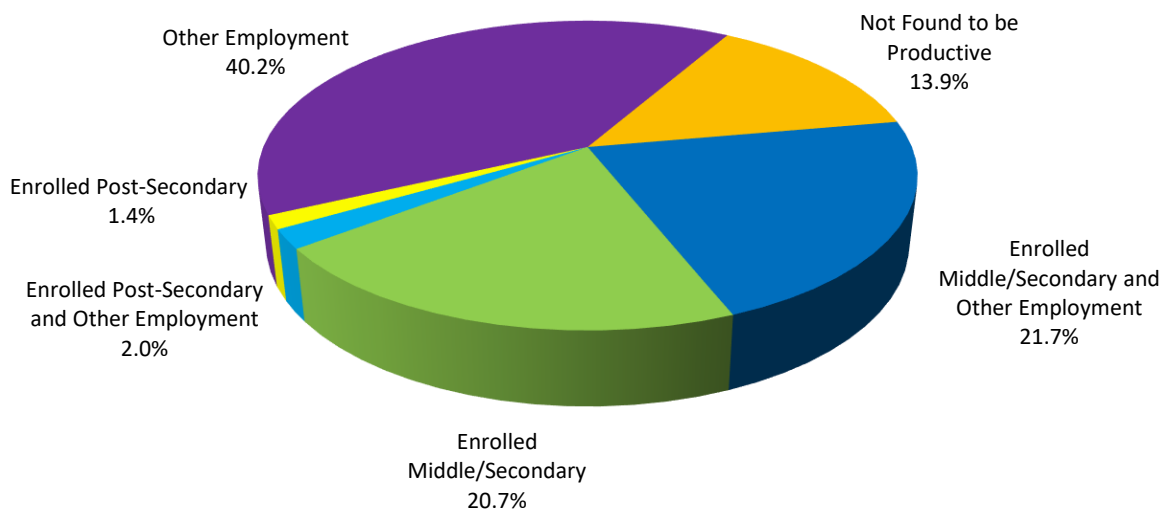
NOTE: Reflects a 3-year window after discharge from DYS.

Productive Involvement

A youth’s “Productive Involvement” in the community is assessed at time of discharge from DYS. Productive involvement assesses the educational involvement and involvement in employment opportunities, which may include apprenticeships or internships as well as full- or part-time employment.

Of all youth discharged during FY 2025, 86% were productively involved at the time of discharge.

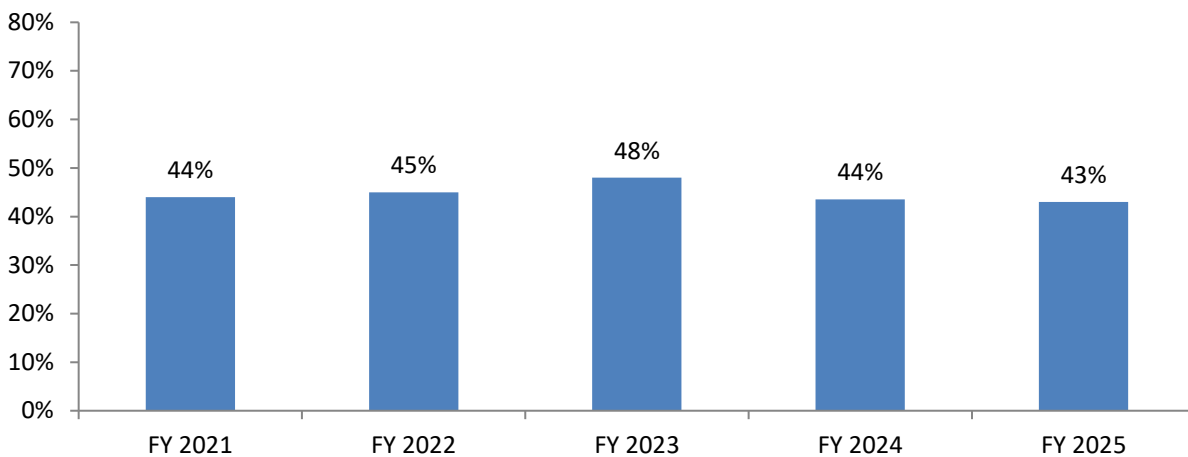
Figure 20. FY 2025 Productive Involvement



Academic Achievement and High School Equivalency (HSE) Success

In FY 2025, 189, or 43%, of youth aged 17 or older who were discharged from DYS earned either a high school diploma or a HiSET Certificate prior to discharge. Of these 189 youth, 126 earned a high school diploma and 63 earned a HiSET Certificate. Another 106 youth aged 17 or older who were discharged continued to receive education services after discharge. The majority enrolled in local public school districts in secondary, alternative, or vocational programs, but some enrolled in a trade school, two-year college, or four-year college.

Figure 21. Educational Completion of Discharges Ages 17 or Older



CONCLUSION

Missouri’s Division of Youth Services remains committed to providing comprehensive, individualized, and needs-based services to the youth committed to its care. Various outcome indicators continue to demonstrate the success of the agency’s balanced approach. The ongoing emphasis on improvement targets is essential to providing community safety and ensuring appropriate and quality programming.

This page is intentionally left blank.

APPENDICES

Appendix A. Fiscal Year 2025 Committing Offenses by Gender

Type	Offense	Female	Male	Total
Total A & B Felonies		16	106	122
Fel-A	Murder	0	1	1
	Assault	1	1	2
	Domestic Assault	1	3	4
	Robbery	1	13	14
	Stealing	8	49	57
	Aggravated Fleeing a Stop or Detention Results in Death	0	1	1
	Total A Felonies	11	68	79
Fel-B	Manslaughter	1	3	4
	Assault	0	8	8
	Child Molestation	0	4	4
	Robbery	2	2	4
	Burglary	0	11	11
	Car Hijacking	0	1	1
	Stealing	0	4	4
	Receiving Stolen Property	0	1	1
	Weapon Related Offense	1	3	4
	Drug Offense	1	1	2
	Total B Felonies	5	38	43
Total C, D, E and Unspecified Felonies		65	234	299
Fel	Probation Violation	4	11	15
	Rape	0	1	1
	Sodomy	0	1	1
	Total Unspecified Felonies	4	13	17
Fel-C	Possession of Controlled Substance	5	7	12
	Child Molestation	0	1	1
	Endangering Child Welfare	1	1	2
	Tampering	5	18	23
	Property Damage	0	2	2
	Weapon Related Offense	0	2	2
	Child Pornography	1	2	3
	Terrorist Threat	0	1	1
	Total C Felonies	12	34	46

Appendix A. Fiscal Year 2025 Committing Offenses by Gender

Fel-D	Assault	6	17	23
	Domestic Assault	2	5	7
	Kidnapping	0	1	1
	Rape	0	1	1
	Sodomy	0	1	1
	Sexual Misconduct	0	4	4
	Arson	1	1	2
	Tampering	8	24	32
	Property Damage	1	10	11
	Burglary	0	14	14
	Stealing	2	13	15
	Possession of a Forging Instrument	0	1	1
	Weapon Related Offense	3	16	19
	Child Pornography	1	0	1
	Terrorist Threat	0	2	2
	Tampering Physical Evidence	0	1	1
	Resisting Arrest	0	3	3
	Aggravated Fleeing a Stop or Detention	0	2	2
	Disarming a Peace Officer or Correctional Officer	0	1	1
	Escape or Attempted Escape from Confinement	1	0	1
	Drug Offense	0	1	1
	Total D Felonies	25	118	143
Fel-E	Incest	1	1	2
	Manslaughter	0	1	1
	Assault	11	14	25
	Domestic Assault	3	19	22
	Harassment	3	8	11
	Child Molestation	0	2	2
	Burning or Exploding	0	1	1
	Tampering	0	1	1
	Property Damage	1	4	5
	Burglary	0	1	1
	Fraudulent Use of Credit Card	0	1	1
	Weapon Related Offense	0	3	3
	Terrorist Threat	0	1	1
	Tampering Physical Evidence	0	1	1
	Resisting Arrest	4	9	13
	Drug Offense	1	2	3
	Total E Felonies	24	69	93

Appendix A. Fiscal Year 2025 Committing Offenses by Gender

Total Misdemeanors and Other Non-Felonies		19	70	89
Mis-A	Assault	11	21	32
	Domestic Assault	5	11	16
	Harassment	0	2	2
	Sexual Abuse	0	4	4
	Tampering	0	2	2
	Stealing	0	3	3
	Weapon Related Offense	0	1	1
	Resisting Arrest	0	2	2
	Drug Offense	1	0	1
	Total A Misdemeanors	17	46	63
Mis-B	Sexual Misconduct	0	1	1
	Property Damage	0	11	11
	Trespassing	1	1	2
	Weapon Related Offense	0	3	3
	Total B Misdemeanors	1	16	17
Mis-C	Assault	0	1	1
	Sexual Misconduct	0	2	2
	Total C Misdemeanors	0	3	3
Mis-D	Stealing	0	1	1
	Total D Misdemeanors	0	1	1
Ordinance	Ordinance Violation	1	4	5
	Total Ordinance Offenses	1	4	5
Juvenile	Juvenile	6	26	32
	Total Juvenile Offenses	6	26	32

Appendix B. Fiscal Year 2025 Facility Utilization

Facility	Number of Beds	Total Exits from Facility	Youth in Facility on 06/30/2025	Total Youth Served in FY 25 Per Facility
BISSELL HALL	20	29	17	46
CAMP AVERY	20	29	18	47
COMMUNITY LEARNING CTR	10	25	10	35
DATEMA HOUSE	10	25	12	37
FT BELLEFONTAINE	20	21	10	31
FULTON TREATMENT CENTER	30	49	31	80
GENTRY FACILITY (CABOOL)	20	45	22	67
GIRARDOT CTR	20	39	25	64
HILLSBORO	20	0	0	0
HOGAN STREET	30	26	24	50
LANGSFORD HOUSE	10	18	12	30
LEWIS AND CLARK	10	18	14	32
MT. VERNON	30	70	31	101
NW REG. YOUTH CTR	30	69	25	94
RIVERBEND TRT CTR	30	26	22	48
SEARS YOUTH CTR	50	81	59	140
SIERRA OSAGE	20	86	21	107
TWIN RIVERS	20	24	12	36
WATKINS MILL	50	122	51	173
WAVERLY	40	50	32	82
WILSON CREEK	10	34	12	46
	500	886	460	1,346

Appendix C. FY 2025 Commitments by Circuit and County

Circuit	County	Female	Male	Total
1	Clark	0	2	2
	Circuit 1 Total	0	2	2
2	Lewis	0	1	1
	Circuit 2 Total	0	1	1
3	Grundy	1	5	6
	Harrison	0	3	0
	Mercer	0	1	1
	Circuit 3 Total	1	9	7
4	Atchinson	0	1	1
	Gentry	0	1	1
	Nodaway	0	4	4
	Circuit 4 Total	0	6	6
5	Buchanan	1	12	13
	Circuit 5 Total	1	12	13
6	Platte	2	3	5
	Circuit 6 Total	2	3	5
7	Clay	2	9	11
	Circuit 7 Total	2	9	11
8	Ray	2	2	4
	Circuit 8 Total	2	2	4
9	Linn	1	0	1
	Circuit 9 Total	1	0	1
10	Marion	0	2	2
	Monroe	0	1	1
	Circuit 10 Total	0	3	3
11	St Charles	1	10	11
	Circuit 11 Total	1	10	11
12	Audrain	1	3	4
	Montgomery	0	3	3
	Warren	2	1	3
	Circuit 12 Total	3	7	10
13	Boone	0	13	13
	Callaway	0	2	2
	Circuit 13 Total	0	15	15

Appendix C. FY 2025 Commitments by Circuit and County

Circuit	County	Female	Male	Total
14	Howard	0	1	1
	Randolph	1	5	6
	Circuit 14 Total	1	6	7
15	Lafayette	2	1	3
	Saline	3	4	7
	Circuit 15 Total	5	5	10
16	Jackson	2	27	29
	Circuit 16 Total	2	27	29
17	Cass	3	13	16
	Johnson	0	8	8
	Circuit 17 Total	3	21	24
18	Cooper	0	3	3
	Pettis	1	10	11
	Circuit 18 Total	1	13	14
19	Cole	1	8	9
	Circuit 19 Total	1	8	9
20	Franklin	1	2	3
	Circuit 20 Total	1	2	3
21	St Louis County	3	18	21
	Circuit 21 Total	3	18	21
22	St Louis City	7	39	46
	Circuit 22 Total	7	39	46
23	Jefferson	3	16	19
	Circuit 23 Total	3	16	19
24	Madison	1	1	2
	St Francois	0	9	9
	Washington	2	3	5
	Circuit 24 Total	3	13	16
25	Phelps	0	1	1
	Pulaski	1	3	4
	Circuit 25 Total	1	4	5

Appendix C. FY 2025 Commitments by Circuit and County

Circuit	County	Female	Male	Total
26	Camden	0	2	2
	Laclede	3	8	11
	Miller	2	2	4
	Moniteau	0	1	1
	Morgan	0	3	3
	Circuit 26 Total	5	16	21
27	Henry	2	1	3
	Circuit 27 Total	2	1	3
28	Cedar	2	0	2
	Vernon	1	4	5
	Circuit 28 Total	3	4	7
29	Jasper	4	14	18
	Circuit 29 Total	4	14	18
30	Dallas	1	0	1
	Polk	1	3	4
	Webster	0	3	3
	Circuit 30 Total	2	6	8
31	Greene	5	25	30
	Circuit 31 Total	5	25	30
32	Bolinger	0	1	1
	Cape Girardeau	1	7	8
	Circuit 32 Total	1	8	9
33	Mississippi	2	7	9
	Scott	4	13	17
	Circuit 33 Total	6	20	26
34	New Madrid	2	4	6
	Pemiscot	0	1	1
	Circuit 34 Total	2	5	7
35	Dunklin	3	12	15
	Stoddard	3	5	8
	Circuit 35 Total	6	17	23
36	Butler	4	12	16
	Circuit 36 Total	4	12	16
37	Howell	0	2	2
	Oregon	1	0	1
	Circuit 37 Total	1	2	3

Appendix C. FY 2025 Commitments by Circuit and County

Circuit	County	Female	Male	Total
38	Christian	6	13	19
	Circuit 38 Total	6	13	19
39	Barry	3	4	7
	Lawrence	1	1	2
	Stone	0	1	1
	Circuit 39 Total	4	6	10
40	McDonald	1	4	5
	Newton	1	6	7
	Circuit 40 Total	2	10	12
41	Macon	1	0	1
	Circuit 41 Total	1	0	1
42	Dent	0	1	1
	Reynolds	0	2	2
	Circuit 42 Total	0	3	3
43	Caldwell	0	1	1
	Clinton	0	1	1
	Daviess	1	2	3
	De Kaleb	1	0	1
	Livingston	1	4	5
	Circuit 43 Total	3	8	11
44	Ozark	0	1	1
	Wright	0	1	1
	Circuit 44 Total	0	2	2
45	Lincoln	1	2	3
	Pike	0	1	1
	Circuit 45 Total	1	3	4
46	Taney	4	10	14
	Circuit 46 Total	4	10	14
	Statewide	106	436	542

Appendix D. Historical Timeline -- Significant Events Shaping the Evolution of the Division of Youth Services

- 1889 – Training School for Boys in Boonville and the Training School for Girls in Chillicothe established.
- 1926 – Training School for Negro Girls at Tipton was opened.
- 1946 – The State Board of Training Schools was established in accordance with provisions of the 1945 Constitution. This represented a change from penal institutions to educational training schools for youth.
- 1948 – Legislation established indeterminate sentencing, age ranges (12 years through 26 years for boys and 12 years through 20 years for girls) and aftercare.
- 1948 – Governor Donnelly’s “midnight raid” on Training School for Boys. After two youth were killed by violent offenders, the Governor and a convoy of armed officers removed 71 boys and transferred them to the state penitentiary. The Governor dismissed the entire board.
- 1948 – Wendall E. Sears, Director (1948-1971)
- 1954 – Desegregation of Reception
- 1956 – Training School for Negro Girls closed and consolidated with the Training School for Girls in Chillicothe.
- 1957 – Juvenile Code (or Unified Juvenile Court Act) passed—made the court a “treatment center rather than a punishment center.” Bestowed exclusive juvenile court jurisdiction over delinquency, abuse and neglect, status offenses and adoption. Established blueprint for further development of custody and placement alternatives.
- 1962 – Camp Avery Park Camp was opened where boys could be placed in a less institutional environment.
- 1964 – Watkins Mill Park Camp was opened to further the movement toward “non-institutional” services for delinquent youth.
- 1970’s – Systematic agency planning for de-emphasis of large rural institutions and establishment of smaller treatment facilities. Aftercare services expanded.
- 1970 – W. E. Sears Youth Center opened as an expansion of smaller non-institutional environments for youth.
- 1971 – Frederick O. McDaniel, Director (1971-1975)
- 1971 – DYS Advisory Board reappointed.
- 1972 – First Group Homes established, first DYS venture into the community.

Appendix D. Historical Timeline -- Significant Events Shaping the Evolution of the Division of Youth Services

- 1974 – The Omnibus Reorganization Act created the Division of Youth Services within the Department of Social Services. Age ranges were changed to 12 through 17 for both boys and girls.
- 1974 – Group treatment approach adopted as the primary treatment modality.
- 1975 – Scope of responsibility was broadened to include prevention services, comprehensive training programs, consultation, and information services to non-DYS agencies, technical assistance to local communities, and a statewide data information system. DYS Advisory Board expanded to 15 members.
- 1975 – Max Brand, Director (1975-1978)
- 1975 – Initial stages of re-organization with the Five Year Plan. The plan called for the closing of the training schools, expansion of community-based services, delinquency prevention programs, staff development and training, improved quality of programs, better education for youth, and effective research and evaluation.
- 1975 – The Department of Elementary Education authorized to set educational standards for the Division of Youth Services as it has in its administration of the public school system. DYS schools become accredited.
- 1976 – Short-term programs provide alternatives to long-term institutional care developed at Camp Pa-He-Tsi (later Green Gables Lodge) at Osage Beach and Group Home 6 in Springfield (Wilson Creek Group Home).
- 1978 – Frederick O. McDaniel, Director (1978-1979)
- 1979 – Keith Schafer, Director (1979-1981)
- 1980's – Continuation of agency's direction toward regionalization and an expansion of the continuum of treatment. Regionalized treatment facilities continue to absorb youth from the Training Schools.
- 1980 – Juvenile Court Diversion program established.
- 1981 – Jim Hair, Director (1981-1984)
- 1981 – Family Therapy initiated as part of the spectrum of care.
- 1981 – Training School for Girls closed.
- 1983 – Training School for Boys closed.
- 1984 – Gary Sherman, Director (1984-1986)

Appendix D. Historical Timeline -- Significant Events Shaping the Evolution of the Division of Youth Services

- 1984 – A developmental leadership framework was adopted as a means for further development of treatment programs and staff.
- 1986 – Al Gage, Director (1986-1988)
- 1986 – Division of Youth Services’ educational programs entitled to state aid, providing greater legitimacy to the educational services provided. Local school districts, constituting the domicile of the youth placed in DYS education programs, pay toward the per pupil cost of educational services based on the average sum produced per child by the local tax effort.
- 1987 – Blue Ribbon Commission recommendations result in greater appropriations for the Division of Youth Services.
- 1988 – Mark D. Steward, Director (1988-2005)
- 1990 – First day treatment program opened as Excel School in Springfield.
- 1991 – Intensive Case Monitoring services began. Enhanced supervision, monitoring and support functions through frequent and consistent aftercare contact.
- 1992 – Community Liaison Councils were expanded beyond a few regions to a statewide effort to link local communities to DYS facilities around the state by engaging citizens in educating the community, advising program leaders, and supporting positive youth development opportunities for DYS youth.
- 1993 – Jobs Program allows youth in residential programs to perform community service for which they will receive payment, allowing youth to be seen as resources within the community. Earnings may be used by the youth to make restitution payments.
- 1994 – National Council on Crime and Delinquency recognizes Missouri’s national leadership for Excellence in Adolescent Care.
- 1995 – Juvenile Crime Bill included provisions for determinate sentencing, granted DYS the ability to petition for increased stay up to age 21, removed the lower age limit for commitment and provided for the development of dual jurisdiction. As a result of the Crime Bill and the Fourth State Building Bond Issue, a number of new facilities for DYS were authorized.
- 1997 – Department of Elementary and Secondary Education authorized DYS to graduate high school students who meet all the graduation requirements of the state of Missouri.
- 1999 – Expansion of residential capacity through new facilities completed.
- 2001 – American Youth Policy Forum identified Missouri as a “guiding light for reform” and found that its emphasis on treatment and least restrictive care is far more successful than incarceration-oriented programs.

Appendix D. Historical Timeline -- Significant Events Shaping the Evolution of the Division of Youth Services

- 2001 – American Youth Policy Forum identified Missouri as a “guiding light for reform” and found that its emphasis on treatment and least restrictive care is far more successful than incarceration-oriented programs.
- 2003 – Study conducted by Dick Mendel, featured in ADVUCASEY magazine, identified Missouri’s cost and recidivism rates as among the best in the country.
- 2003 – Named as a model juvenile justice site by the Annie E. Casey Foundation, Edna McConnell Clark Foundation and the National Council on Crime and Delinquency. Recognition led to DYS hosting numerous juvenile justice authorities, legislators and corrections officials looking to launch reform efforts in other states.
- 2005 – Paul Bolerjack, Director (2005-2007)
- 2007 – Tim Decker, Director (2007-2013)
- 2008 – DYS named winner of the Annie E. Casey Innovations in American Government Award in Children and Family System Reform from Harvard University.
- 2009 – DYS is approved for Medicaid Rehabilitative Behavioral Health Service billing for existing rehabilitative services provided in community and moderate care programs, decreasing agency reliance on state general revenue funding.
- 2009 – DYS launches effort to strengthen non-residential services. Day treatment programs begin transition to family and community support centers. New day treatment and resource center program opened at the MET Center with no new state funding and through a collaborative partnership with St. Louis County.
- 2010 – DYS engages the Family and Community Trust (FACT) and designated Community Partnerships around the state in providing transition and community support services to DYS youth and families.
- 2010 – Medicaid coverage for DYS youth is extended to provide continuity of care from commitment to discharge, strengthening transitions and increasing efficiency.
- 2012 – DYS implements tele psychiatry pilot projects in partnership with the Department of Mental Health, University of Missouri School of Medicine Child and Adolescent Psychiatric Program, and the Missouri Telehealth Network.
- 2013 – Phyllis Becker, Director (2013 – 2019)
- 2019 – Scott Odum, Director (2019 – 2025)
- 2025 – Mike Pitzen, Director (2025 – present)