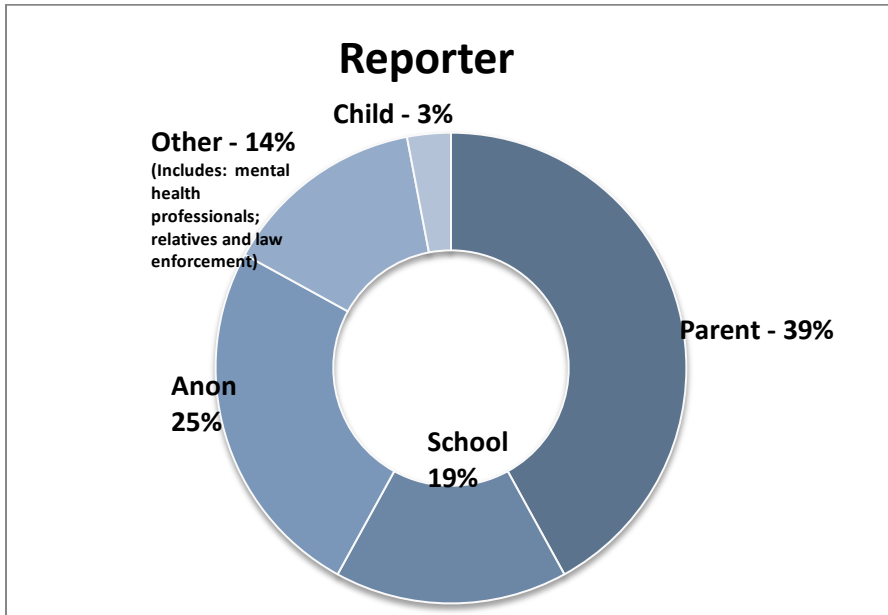


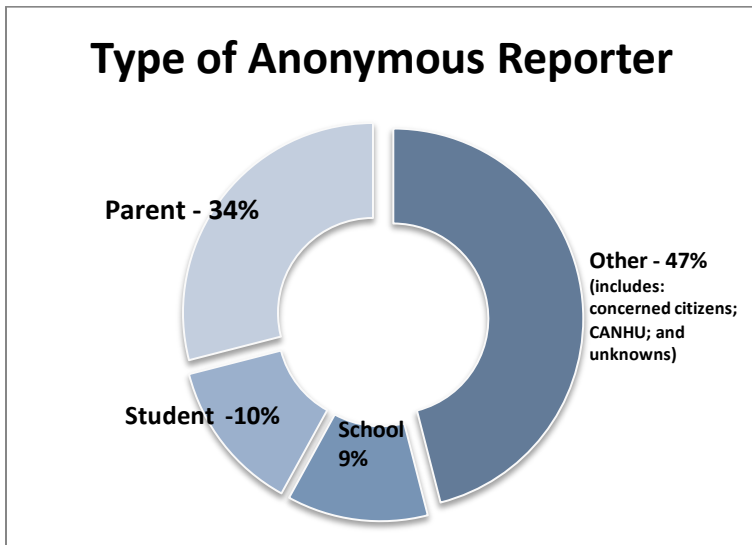
# SVH Statistics – FY 2018 (Oct. 2017 – Sept. 2018)



## Allegations

Type of Offense	# of times reported
Bullying	324
Threats	258
Assault	242
Harassment	150
Weapons	61
Sexual Misconduct	58
Cyber-Harassment	48
Self-Harming Behavior	45
Other	22
Property Damage	14

Other includes: drugs, inappropriate behavior by staff, and incidents not specified above



## Type of School

School	# of reports involving school type
Elementary School	239
High School	204
Middle School	128
Alternative School	12
Junior High School	9
Intermediate School	7
Junior/Senior High School	4
Voc-Tech School	1

## SVH Statistics – FY 2018 (Oct. 2017 – Sept. 2018)

### Suspect – Grade Level

Grade	# of students
Pre-K	2
Kindergarten	6
1 <sup>st</sup> grade	12
2 <sup>nd</sup> grade	35
3 <sup>rd</sup> grade	50
4 <sup>th</sup> grade	61
5 <sup>th</sup> grade	123
6 <sup>th</sup> grade	97
7 <sup>th</sup> grade	74
8 <sup>th</sup> grade	112
9 <sup>th</sup> grade	75
10 <sup>th</sup> grade	65
11 <sup>th</sup> grade	43
12 <sup>th</sup> grade	32
Unknown	467
<b>TOTAL</b>	<b>1,254</b>

### Victim – Grade Level

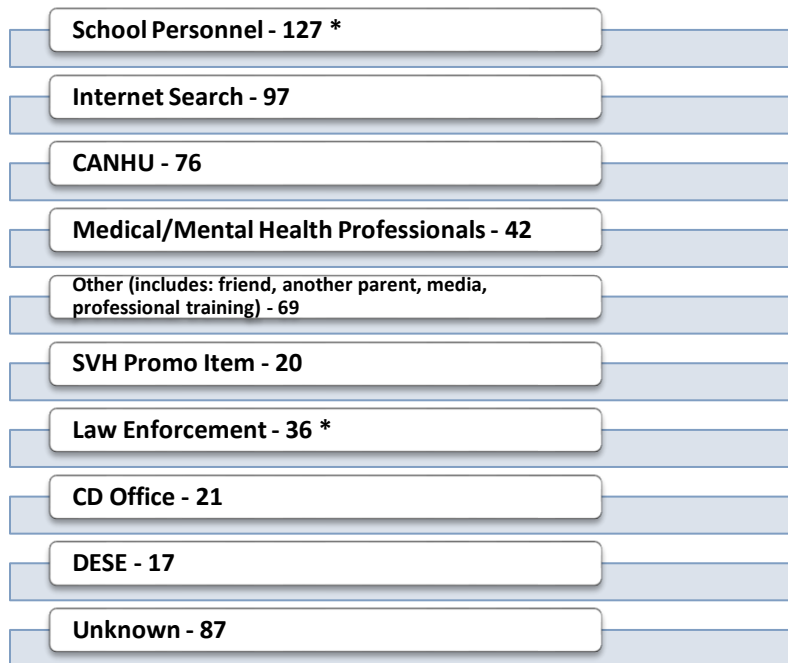
Grade	# of students
Pre-K	5
Kindergarten	14
1 <sup>st</sup> grade	20
2 <sup>nd</sup> grade	33
3 <sup>rd</sup> grade	43
4 <sup>th</sup> grade	70
5 <sup>th</sup> grade	93
6 <sup>th</sup> grade	75
7 <sup>th</sup> grade	70
8 <sup>th</sup> grade	63
9 <sup>th</sup> grade	71
10 <sup>th</sup> grade	31
11 <sup>th</sup> grade	29
12 <sup>th</sup> grade	20
Unknown	770
<b>TOTAL</b>	<b>1,407</b>

### Suspect and Victim Relationship

Student on student – 506      Adult on school staff - 4  
 Student on school staff – 79      School staff on school staff - 4  
 School staff on student – 68      Adult on adult – 1  
 Student harming self – 45  
 Student on adult – 8  
 Adult on student – 7

# SVH Statistics – FY 2018 (Oct. 2017 – Sept. 2018)

## How Reporter Heard About SVH



\*School and law enforcement personnel include reports made by staff members from those agencies.

## Top 10 Counties by Number of Reports Received

1. Jackson – 59
2. St. Louis County – 53
3. St. Louis City – 43
4. Greene – 38
5. St. Charles – 24
6. Clay - 19
7. Pemiscot - 19
8. Jefferson - 17
9. Saline - 17
10. Christian - 16

## Survey Results – October 2017 – July 2018

- **65%** of reporters said that the situation they had reported **IMPROVED** after the SVH report was made.
- Was your agency already aware of the information reported in the SVH report prior to receiving a copy?  
**Law enforcement** officials said they were **NOT AWARE 38%** of the time.  
**School** personnel said they were **NOT AWARE 19%** of the time.
- Did the SVH report help promote cooperation between school and law enforcement?  
**Law enforcement** officials said there **WAS cooperation 96%** of the time.  
**School** personnel said there **WAS cooperation 86%** of the time.
- Is the Missouri School Violence Hotline a useful service to receive information on possible acts of school violence?  
**98% of law enforcement officials said YES.**  
**97% of school personnel said YES.**

(Survey percentages are based on participants who provided a yes or no answer to the questions. Some participants left questions blank or indicated they were not able to answer. These responses are not included in the percentages.)